

 **BOEING**
COMPONENT
MAINTENANCE MANUAL

TO: ALL HOLDERS OF PW4000 ENGINE CORE COWL ASSEMBLY (WITH OIL BREATHER)
COMPONENT MAINTENANCE MANUAL 71-11-59

REVISION NO. 12 DATED MAR 01/03

HIGHLIGHTS

Pages which have been added or revised are outlined below together with the highlights of the revision. Remove and insert the affected pages as listed and enter Revision No. and date on the Record of Revision Sheet.

CHAPTER/SECTION

AND PAGE NO.

DESCRIPTION OF CHANGE

TITLE PAGE

Added top assembly part number 314T4210-217 to reflect the engineering drawing.

1

101

1002-1048,1069-1082S,
1083-1086,1086G-1086T,
1088A-10880,1088Y-1090N,
1090Q-1090U,1092G-1092S,
1094A-1094J,10940-1094R

CONTENTS

Added pressure relief door latch load test tool B71044-28.

1

501-502

Updated Illustrated Parts List to include new Figures 6, 7, 8 and 9 to reflect the engineering drawing.

REPAIR 5-1

601-609

704-707

1053-1057,1059-1061,
1067-1068,1082T,1090P,
1090W-1092F,1092T-1094,
1094L-1094N

502

Updated structural repair manual reference in CHECK Section.

REPAIR-GEN

601

71-11-59

HIGHLIGHTS

01.1

Page 1

Mar 01/03

 **BOEING**
COMPONENT
MAINTENANCE MANUAL

CHAPTER/SECTION
AND PAGE NO.

REPAIR 2-1
601

DESCRIPTION OF CHANGE

Updated REPAIR 2-1 bearing replacement steps to include fitting bearing bore check.

701-703,708-711
901

Added Insulative Coating Application.

71-11-59

HIGHLIGHTS

01.1

Page 2

Mar 01/03

**PW4000 ENGINE CORE COWL ASSEMBLY
(WITH OIL BREATHER)**

**PART NUMBERS 314T4210-2,-35,-43,-44,-59,-60,
-65,-66,-77,-78,-105 THRU
-116,-129 THRU -140,
-201,-202,-205,-206,-217**

COMPONENT MAINTENANCE MANUAL
WITH
ILLUSTRATED PARTS LIST

71-11-59

TITLE PAGE

Page 1

Mar 01/03

01.1



REVISION RECORD

- Retain this record in front of manual. On receipt of revision, insert revised pages in the manual, and enter revision number, date inserted and initial.

REVISION NUMBER	REVISION DATE	DATE FILED	BY	REVISION NUMBER	REVISION DATE	DATE FILED	BY


BOEING
 COMPONENT
 MAINTENANCE MANUAL
TEMPORARY REVISION AND SERVICE BULLETIN RECORD

BOEING SERVICE BULLETIN	BOEING TEMPORARY REVISION	OTHER DIRECTIVE	DATE OF INCORPORATION INTO MANUAL
SB 71-0037 R3 747-71-2233 767-71-0051 767-71-0054 767-71-0048 767-71-0066 747-71-2248	71-10	PRR 80451-61 PRR 80451-62 PRR 80451-68 PRR B11480-1 PRR B11480-48 PRR B11480-78 PRR B11480-79 PRR B11480-83 PRR B11480-4 PRR B11558 PRR B11636 PRR B11480-109	JUL 01/90 JUL 01/90 JUL 01/91 JUL 01/90 JUL 01/90 JUL 01/90 JUL 01/90 JUL 01/91 JUL 01/90 JUL 01/90 JUL 01/90 JUL 01/91 JUL 01/91 JUL 01/90 JUL 01/90 JUL 01/90 JUL 01/91 JUL 01/91 JAN 01/92 JAN 01/93 JAN 01/93 JAN 01/93 JAN 01/93

71-11-59

TR & SB RECORD

01.1

Page 1

Jan 01/93


BOEING
 COMPONENT
 MAINTENANCE MANUAL

PAGE	DATE	CODE	PAGE	DATE	CODE
71-11-59			REPAIR-GENERAL		
			*601	MAR 01/03	01.101
			*602	MAR 01/03	01.101
TITLE PAGE			REPAIR 1-1		
*1	MAR 01/03	01.1	601	NOV 01/00	01.1
2	BLANK		602	BLANK	
REVISION RECORD			REPAIR 2-1		
1	OCT 01/91	01.1	*601	MAR 01/03	01.1
2	BLANK		602	BLANK	
TR & SB RECORD			REPAIR 3-1		
1	JAN 01/93	01.1	601	SEP 01/95	01.1
2	BLANK		602	BLANK	
LIST OF EFFECTIVE PAGES			REPAIR 4-1		
*1	MAR 01/03	01	601	SEP 01/95	01.1
THRU LAST PAGE			602	BLANK	
CONTENTS			REPAIR 5-1		
*1	MAR 01/03	01.1	*601	MAR 01/03	01.1
2	BLANK		*602	MAR 01/03	01.1
INTRODUCTION			*603	MAR 01/03	01.1
1	OCT 01/91	01.1	*604	MAR 01/03	01.1
2	BLANK		*605	MAR 01/03	01.1
DESCRIPTION & OPERATION			*606	MAR 01/03	01.1
1	OCT 01/91	01.1	*607	MAR 01/03	01.1
2	BLANK		*608	MAR 01/03	01.1
TESTING & TROUBLE SHOOTING			*609	MAR 01/03	01.1
*101	MAR 01/03	01.1	*610	BLANK	
102	BLANK		REPAIR 6-1		
DISASSEMBLY			601	SEP 01/95	01.1
301	OCT 01/91	01.1	602	NOV 01/00	01.1
302	BLANK		ASSEMBLY		
CHECK			*701	MAR 01/03	01.1
*501	MAR 01/03	01.1	*702	MAR 01/03	01.1
*502	MAR 01/03	01.1	*703	MAR 01/03	01.1
			*704	MAR 01/03	01.1
			*705	MAR 01/03	01.1
			*706	MAR 01/03	01.1

* = REVISED, ADDED OR DELETED

71-11-59

 EFFECTIVE PAGES
 CONTINUED Page 1
 01 Mar 01/03

PAGE	DATE	CODE	PAGE	DATE	CODE
ASSEMBLY		CONT.	ILLUSTRATED PARTS LIST		CONT.
*707	MAR 01/03	01.1	*1031	MAR 01/03	01.1
*708	MAR 01/03	01.1	*1032	MAR 01/03	01.1
*709	MAR 01/03	01.1	*1033	MAR 01/03	01.1
*710	MAR 01/03	01.1	*1034	MAR 01/03	01.1
*711	MAR 01/03	01.1	*1035	MAR 01/03	01.1
*712	BLANK		*1036	MAR 01/03	01.1
			*1037	MAR 01/03	01.1
SPECIAL TOOLS			*1038	MAR 01/03	01.1
*901	MAR 01/03	01.1	*1039	MAR 01/03	01.1
*902	BLANK		*1040	MAR 01/03	01.1
			*1041	MAR 01/03	01.1
ILLUSTRATED PARTS LIST			*1042	MAR 01/03	01.1
1001	OCT 01/91	01.1	*1043	MAR 01/03	01.1
*1002	MAR 01/03	01.1	*1044	MAR 01/03	01.1
*1003	MAR 01/03	01.1	*1045	MAR 01/03	01.1
*1004	MAR 01/03	01.1	*1046	MAR 01/03	01.1
*1005	MAR 01/03	01.1	*1047	MAR 01/03	01.1
*1006	MAR 01/03	01.1	*1048	MAR 01/03	01.1
*1007	MAR 01/03	01.1	*1049	MAR 01/03	01.1
*1008	MAR 01/03	01.1	*1050	MAR 01/03	01.1
*1009	MAR 01/03	01.1	*1051	MAR 01/03	01.1
*1010	MAR 01/03	01.1	*1052	MAR 01/03	01.1
*1011	MAR 01/03	01.1	*1053	MAR 01/03	01.1
*1012	MAR 01/03	01.1	*1054	MAR 01/03	01.1
*1013	MAR 01/03	01.1	*1055	MAR 01/03	01.1
*1014	MAR 01/03	01.1	*1056	MAR 01/03	01.1
*1015	MAR 01/03	01.1	*1057	MAR 01/03	01.1
*1016	MAR 01/03	01.1	*1058	MAR 01/03	01.1
*1017	MAR 01/03	01.1	*1059	MAR 01/03	01.1
*1018	MAR 01/03	01.1	*1060	MAR 01/03	01.1
*1019	MAR 01/03	01.1	*1061	MAR 01/03	01.1
*1020	MAR 01/03	01.1	*1062	MAR 01/03	01.1
*1021	MAR 01/03	01.1	*1063	MAR 01/03	01.1
*1022	MAR 01/03	01.1	*1064	MAR 01/03	01.1
*1023	MAR 01/03	01.1	*1065	MAR 01/03	01.1
*1024	MAR 01/03	01.1	*1066	MAR 01/03	01.1
*1025	MAR 01/03	01.1	*1067	MAR 01/03	01.1
*1026	MAR 01/03	01.1	*1068	MAR 01/03	01.1
*1027	MAR 01/03	01.1	*1069	MAR 01/03	01.1
*1028	MAR 01/03	01.1	*1070	MAR 01/03	01.1
*1029	MAR 01/03	01.1	*1071	MAR 01/03	01.1
*1030	MAR 01/03	01.1	*1072	MAR 01/03	01.1

* = REVISED, ADDED OR DELETED

71-11-59

EFFECTIVE PAGES
CONTINUED Page 2
01 Mar 01/03


BOEING
 COMPONENT
 MAINTENANCE MANUAL

PAGE	DATE	CODE		PAGE	DATE	CODE	
ILLUSTRATED	PARTS LIST		CONT.	ILLUSTRATED	PARTS LIST		CONT.
*1073	MAR 01/03	01.1		*1082G	MAR 01/03	01.1	
*1074	MAR 01/03	01.1		*1082H	MAR 01/03	01.1	
*1075	MAR 01/03	01.1		*1082I	MAR 01/03	01.1	
*1076	MAR 01/03	01.1		*1082J	MAR 01/03	01.1	
*1077	MAR 01/03	01.1		*1082K	MAR 01/03	01.1	
*1078	MAR 01/03	01.1		*1082L	MAR 01/03	01.1	
*1079	MAR 01/03	01.1		*1082M	MAR 01/03	01.1	
*1080	MAR 01/03	01.1		*1082N	MAR 01/03	01.1	
*1080A	MAR 01/03	01.1		*1082O	MAR 01/03	01.1	
*1080B	MAR 01/03	01.1		*1082P	MAR 01/03	01.1	
*1080C	MAR 01/03	01.1		*1082Q	MAR 01/03	01.1	
*1080D	MAR 01/03	01.1		*1082R	MAR 01/03	01.1	
*1080E	MAR 01/03	01.1		*1082S	MAR 01/03	01.1	
*1080F	MAR 01/03	01.1		*1082T	MAR 01/03	01.1	
*1080G	MAR 01/03	01.1		*1082U	MAR 01/03	01.1	
*1080H	MAR 01/03	01.1		*1082V	MAR 01/03	01.1	
*1080I	MAR 01/03	01.1		*1082W	MAR 01/03	01.1	
*1080J	MAR 01/03	01.1		*1082X	MAR 01/03	01.1	
*1080K	MAR 01/03	01.1		*1082Y	MAR 01/03	01.1	
*1080L	MAR 01/03	01.1		*1082Z	MAR 01/03	01.1	
*1080M	MAR 01/03	01.1		*1083	MAR 01/03	01.1	
*1080N	MAR 01/03	01.1		*1084	MAR 01/03	01.1	
*1080O	MAR 01/03	01.1		*1084A	MAR 01/03	01.1	
*1080P	MAR 01/03	01.1		*1084B	MAR 01/03	01.1	
*1080Q	MAR 01/03	01.1		*1084C	MAR 01/03	01.1	
*1080R	MAR 01/03	01.1		*1084D	MAR 01/03	01.1	
*1080S	MAR 01/03	01.1		*1084E	MAR 01/03	01.1	
*1080T	MAR 01/03	01.1		*1084F	MAR 01/03	01.1	
*1080U	MAR 01/03	01.1		*1084G	MAR 01/03	01.1	
*1080V	MAR 01/03	01.1		*1084H	MAR 01/03	01.1	
*1080W	MAR 01/03	01.1		*1084I	MAR 01/03	01.1	
*1080X	MAR 01/03	01.1		*1084J	MAR 01/03	01.1	
*1080Y	MAR 01/03	01.1		*1084K	MAR 01/03	01.1	
*1080Z	MAR 01/03	01.1		*1084L	MAR 01/03	01.1	
*1081	MAR 01/03	01.1		*1084M	MAR 01/03	01.1	
*1082	MAR 01/03	01.1		*1084N	MAR 01/03	01.1	
*1082A	MAR 01/03	01.1		*1084O	MAR 01/03	01.1	
*1082B	MAR 01/03	01.1		*1084P	MAR 01/03	01.1	
*1082C	MAR 01/03	01.1		*1084Q	MAR 01/03	01.1	
*1082D	MAR 01/03	01.1		*1084R	MAR 01/03	01.1	
*1082E	MAR 01/03	01.1		*1084S	MAR 01/03	01.1	
*1082F	MAR 01/03	01.1		*1084T	MAR 01/03	01.1	

* = REVISED, ADDED OR DELETED

71-11-59

EFFECTIVE PAGES
CONTINUED Page 3
01 Mar 01/03

PAGE	DATE	CODE	PAGE	DATE	CODE
ILLUSTRATED PARTS LIST		CONT.	ILLUSTRATED PARTS LIST		CONT.
*1084U	MAR 01/03	01.1	*1088G	MAR 01/03	01.1
*1084V	MAR 01/03	01.1	*1088H	MAR 01/03	01.1
*1084W	MAR 01/03	01.1	*1088I	MAR 01/03	01.1
*1084X	MAR 01/03	01.1	*1088J	MAR 01/03	01.1
*1084Y	MAR 01/03	01.1	*1088K	MAR 01/03	01.1
*1084Z	MAR 01/03	01.1	*1088L	MAR 01/03	01.1
*1085	MAR 01/03	01.1	*1088M	MAR 01/03	01.1
*1086	MAR 01/03	01.1	*1088N	MAR 01/03	01.1
*1086A	MAR 01/03	01.1	*1088O	MAR 01/03	01.1
*1086B	MAR 01/03	01.1	*1088P	BLANK	
*1086C	MAR 01/03	01.1	*1088Q	MAR 01/03	01.1
*1086D	MAR 01/03	01.1	*1088R	MAR 01/03	01.1
*1086E	MAR 01/03	01.1	*1088S	MAR 01/03	01.1
*1086F	MAR 01/03	01.1	*1088T	MAR 01/03	01.1
*1086G	MAR 01/03	01.1	*1088U	MAR 01/03	01.1
*1086H	MAR 01/03	01.1	*1088V	MAR 01/03	01.1
*1086I	MAR 01/03	01.1	*1088W	MAR 01/03	01.1
*1086J	MAR 01/03	01.1	*1088X	MAR 01/03	01.1
*1086K	MAR 01/03	01.1	*1088Y	MAR 01/03	01.1
*1086L	MAR 01/03	01.1	*1088Z	MAR 01/03	01.1
*1086M	MAR 01/03	01.1	*1089	MAR 01/03	01.1
*1086N	MAR 01/03	01.1	*1090	MAR 01/03	01.1
*1086O	MAR 01/03	01.1	*1090A	MAR 01/03	01.1
*1086P	MAR 01/03	01.1	*1090B	MAR 01/03	01.1
*1086Q	MAR 01/03	01.1	*1090C	MAR 01/03	01.1
*1086R	MAR 01/03	01.1	*1090D	MAR 01/03	01.1
*1086S	MAR 01/03	01.1	*1090E	MAR 01/03	01.1
*1086T	MAR 01/03	01.1	*1090F	MAR 01/03	01.1
*1086U	BLANK		*1090G	MAR 01/03	01.1
*1086V	MAR 01/03	01.1	*1090H	MAR 01/03	01.1
*1086W	MAR 01/03	01.1	*1090I	MAR 01/03	01.1
*1086X	MAR 01/03	01.1	*1090J	MAR 01/03	01.1
*1086Y	MAR 01/03	01.1	*1090K	MAR 01/03	01.1
*1086Z	MAR 01/03	01.1	*1090L	MAR 01/03	01.1
*1087	MAR 01/03	01.1	*1090M	MAR 01/03	01.1
*1088	MAR 01/03	01.1	*1090N	MAR 01/03	01.1
*1088A	MAR 01/03	01.1	*1090O	BLANK	
*1088B	MAR 01/03	01.1	*1090P	MAR 01/03	01.1
*1088C	MAR 01/03	01.1	*1090Q	MAR 01/03	01.1
*1088D	MAR 01/03	01.1	*1090R	MAR 01/03	01.1
*1088E	MAR 01/03	01.1	*1090S	MAR 01/03	01.1
*1088F	MAR 01/03	01.1	*1090T	MAR 01/03	01.1

* = REVISED, ADDED OR DELETED

71-11-59

 EFFECTIVE PAGES
 CONTINUED Page 4
 01 Mar 01/03


BOEING
 COMPONENT
 MAINTENANCE MANUAL

PAGE	DATE	CODE	PAGE	DATE	CODE
ILLUSTRATED	PARTS LIST	CONT.	ILLUSTRATED	PARTS LIST	CONT.
*1090U	MAR 01/03	01.1	*1094G	MAR 01/03	01.1
*1090V	BLANK		*1094H	MAR 01/03	01.1
*1090W	MAR 01/03	01.1	*1094I	MAR 01/03	01.1
*1090X	MAR 01/03	01.1	*1094J	MAR 01/03	01.1
*1090Y	MAR 01/03	01.1	*1094K	BLANK	
*1090Z	MAR 01/03	01.1	*1094L	MAR 01/03	01.1
*1091	MAR 01/03	01.1	*1094M	MAR 01/03	01.1
*1092	MAR 01/03	01.1	*1094N	MAR 01/03	01.1
*1092A	MAR 01/03	01.1	*1094O	MAR 01/03	01.1
*1092B	MAR 01/03	01.1	*1094P	MAR 01/03	01.1
*1092C	MAR 01/03	01.1	*1094Q	MAR 01/03	01.1
*1092D	MAR 01/03	01.1	*1094R	MAR 01/03	01.1
*1092E	MAR 01/03	01.1			
*1092F	MAR 01/03	01.1			
*1092G	MAR 01/03	01.1			
*1092H	MAR 01/03	01.1			
*1092I	MAR 01/03	01.1			
*1092J	MAR 01/03	01.1			
*1092K	MAR 01/03	01.1			
*1092L	MAR 01/03	01.1			
*1092M	MAR 01/03	01.1			
*1092N	MAR 01/03	01.1			
*1092O	MAR 01/03	01.1			
*1092P	MAR 01/03	01.1			
*1092Q	MAR 01/03	01.1			
*1092R	MAR 01/03	01.1			
*1092S	MAR 01/03	01.1			
*1092T	MAR 01/03	01.1			
*1092U	MAR 01/03	01.1			
*1092V	MAR 01/03	01.1			
*1092W	MAR 01/03	01.1			
*1092X	MAR 01/03	01.1			
*1092Y	MAR 01/03	01.1			
*1092Z	MAR 01/03	01.1			
*1093	MAR 01/03	01.1			
*1094	MAR 01/03	01.1			
*1094A	MAR 01/03	01.1			
*1094B	MAR 01/03	01.1			
*1094C	MAR 01/03	01.1			
*1094D	MAR 01/03	01.1			
*1094E	MAR 01/03	01.1			
*1094F	MAR 01/03	01.1			

* = REVISED, ADDED OR DELETED

71-11-59

EFFECTIVE PAGES
LAST PAGE Page 5
01 Mar 01/03

TABLE OF CONTENTS

<u>Paragraph Title</u>	<u>Page</u>
Description and Operation	1
Testing and Trouble Shooting.	101
Disassembly	301
Cleaning. * [1]	
Check	501
Repair.	601
Assembly.	701
Fits and Clearances	801
Special Tools	901
Illustrated Parts List.	1001

*[1] Special instructions not required. Use standard industry practices.

71-11-59

CONTENTS

01.1

Page 1

Mar 01/03



INTRODUCTION

The instructions in this manual provide the information necessary to perform maintenance functions ranging from simple checks and replacement to complete shop-type repair.

This manual is divided into separate sections:

- | | |
|--|------------------------------|
| 1. Title Page | 4. List of Effective Pages |
| 2. Record of Revisions | 5. Table of Contents |
| 3. Temporary Revision &
Service Bulletin Record | 6. Introduction |
| | 7. Procedures & IPL Sections |

Refer to the Table of Contents for the page location of applicable sections.

The beginning of the REPAIR section includes a list of the separate repairs, a list of applicable standard Boeing practices, and an explanation of the True Position Dimensioning symbols used.

An explanation of the use of the Illustrated Parts List is provided in the Introduction to that section.

All weights and measurements used in the manual are in English units, unless otherwise stated. When metric equivalents are given they will be in parentheses following the English units.

Design changes, optional parts, configuration differences and Service Bulletin modifications create alternate part numbers. These are identified in the Illustrated Parts List (IPL) by adding an alphabetical character to the basic item number. The resulting item number is called an alpha-variant. Throughout the manual, IPL basic item number references also apply to alpha-variants unless otherwise indicated.

Verification: October 4, 1988

71-11-59

INTRODUCTION

01.1

Page 1

Oct 01/91

DESCRIPTION AND OPERATION1. Description and Operation

A. The core cowl assembly encloses the engine area from the fan cowl assembly aft to the primary nozzle and plug. The cowl assemblies are of aluminum skin and stiffener construction, hinged at the top and latched at the bottom. Located at the top of each are four hinge assemblies and at the bottom four latch assemblies. Hold-open rods allow the cowl to be supported and locked in the open position. Two pressure relief doors are located on the left hand cowl assembly, opening automatically to relieve excessive pressure.

B. Leading Particulars (approximate)

Length -- 54 inches

Diameter -- Large end: 70 inches

Small end: 59 inches

Weight -- (LH) (314T4210-35) 160 pounds

(RH) (314T4210-2) 123 pounds

71-11-59

DESCRIPTION & OPERATION

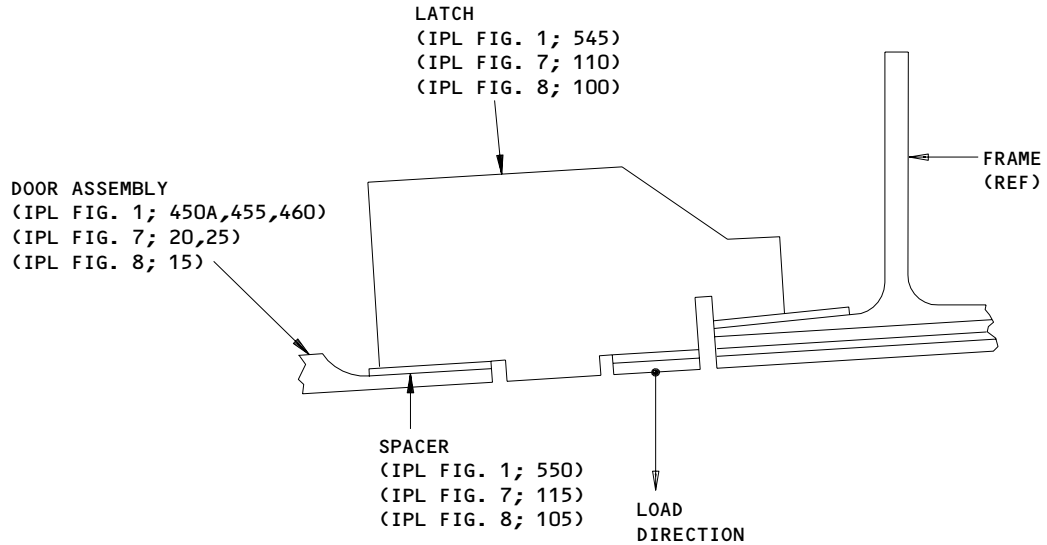
01.1

Page 1

Oct 01/91

TESTING AND TROUBLE SHOOTING

1. No testing is required for the completed core cowl assembly, but the following test is required for door assemblies (450A, 455, 460, IPL Fig. 1).
 - A. For door installations (425, 430, 435), apply a load of 80-95 pounds to the center of the latch as shown in Fig. 101 to verify that latch releases. Test each latch individually with the other latch released.



Load Location
Figure 101

278727

71-11-59

TESTING & TROUBLE SHOOTING

01.1

Page 101

Mar 01/03



DISASSEMBLY

1. Use standard industry practices for disassembly of this component, plus the following steps:

NOTE: Disassemble this component only as necessary to complete fault isolation, determine the serviceability of parts, perform the required repairs and restore the unit to serviceable condition.

CAUTION: DO NOT REMOVE MORE THAN ONE HINGE ASSEMBLY AT A TIME. TWO OR MORE HINGE ASSEMBLIES ARE NECESSARY TO LOCATE A REMOVED HINGE ASSEMBLY.

- A. Do not remove hinge assemblies (100, 105, 145, 150, 190, 195, 235, 240, IPL Fig. 1) unless replacement is necessary or repair cannot be accomplished in place.
- B. Record location/thickness of removed shims (185, 230, 280, 490, IPL Fig. 2) for reference during assembly.

71-11-59

DISASSEMBLY

01.1

Page 301

Oct 01/91

CHECK

1. Do a visual check for any obvious damage on all visible parts according to standard industry practices. Do this magnetic particle check or penetrant check if the visual check indicates possible damage to the parts listed.

A. Magnetic particle check the following per 20-20-01.

(1) IPL Figure 1.

(a) Shear pin (282A, 285), class A noncritical.

(b) Fitting (495), class A critical.

(2) IPL Figure 2

(a) Catch (315), Class B

| (3) IPL Figure 7.

| (a) Fitting (60), Class A critical

| (4) IPL Figure 8.

| (a) Fitting (50), Class A critical

B. Penetrant check the following per 20-20-02.

(1) IPL Figure 1.

(a) Hinges (135, 140, 175, 180, 220, 225, 270, 275)

(b) Bolts (380, 385, 390, 390A, 390B)

| (c) Tube Assembly welds (555A)

| (d) Doors (560, 560A, 565, 565A, 570, 570A)

| (e) Duct assemblies (723A, 860, 860A, 860B, 860C, 960)

(2) Fittings (75, 75A, 150, 230, 295, 295A, 295B, 295C)

71-11-59

CHECK

01.1

Page 501

Mar 01/03

- | (3) IPL Figure 7
 - | (a) Tube assembly welds (125)
 - | (b) Doors (130, 130A, 130B, 135, 135A)
 - | (4) IPL Figure 8
 - | (a) Doors (110, 110A)
 - | (5) IPL Figure 9
 - | (a) Duct assembly (60)
2. Check all drain holes to ensure they are open and free of debris.
 3. Check latches (405) to ensure that they operate freely.
 - | 4. Refer to applicable 747/767 Structural Repair Manual, Chapter 54 for allowable damage and rework data.

71-11-59CHECK
01.1 Page 502
Mar 01/03

REPAIR – GENERAL1. Content

- A. Repair, refinish and replacement procedures as applicable, are included in separate repair sections as follows:

<u>P/N</u>	<u>NAME</u>	<u>REPAIR</u>
314T4210	COWL ASSEMBLY	1-1
314T3213	HINGE ASSEMBLY	2-1
314T3214		
314T3215		
314T3216		
314T3282	LATCH FITTING ASSEMBLY	3-1
314T3220		
314T3221		
314T3222		
314T3230	LONGERON ASSEMBLY	4-1
---	MISCELLANEOUS PARTS	5-1
69B90687	COWL CATCH	6-1

2. Standard Practices

- A. Refer to the following standard practices, as applicable, for details of procedures in individual repairs.

20-10-05	Application and Finishing of Flame Sprayed Parts
20-30-01	Cleaning and Lubricating Antifriction Bearings
20-30-02	Stripping of Protective Finishes
20-30-03	General Cleaning Procedures
20-41-01	Decoding Table for Boeing Finish Codes
20-41-02	Application of Chemical and Solvent Resistant Finishes
20-42-04	Preparation of Aluminum Alloys for Electroplating
20-42-05	Bright Cadmium Plating
20-43-01	Chromic Acid Anodizing
20-43-03	Alodizing
20-50-03	Bearing Installation and Retention
20-50-08	Application of Bonded Solid Film Lubricants
20-50-14	Application of Corrosion Inhibiting Adhesive Primer

71-11-59

REPAIR-GENERAL

01.101

Page 601

Mar 01/03

3. Materials

NOTE: Equivalent substitutes may be used.

- A. Coating -- BMS 10-67 Type 1 Tungsten Carbide (Ref 20-60-02)
BMS 10-85 Aluminum, Type 1 (Ref 20-60-02)
- B. Primer -- DeSoto High Temperature Polyurethane, Type 51 (Ref 20-60-02)
BMS 5-42 Type 1 Adhesive (Ref 20-60-02)
BMS 10-86 Type 1 or 2, BAC5710 White (Ref 20-60-02)
- C. Lubricant -- Dry Film Lube MIL-L-8937 (Ref 20-60-03)
- D. Sealant -- BMS 5-63 (Ref 20-60-04)

71-11-59

REPAIR-GENERAL

01.101

Page 602

Mar 01/03

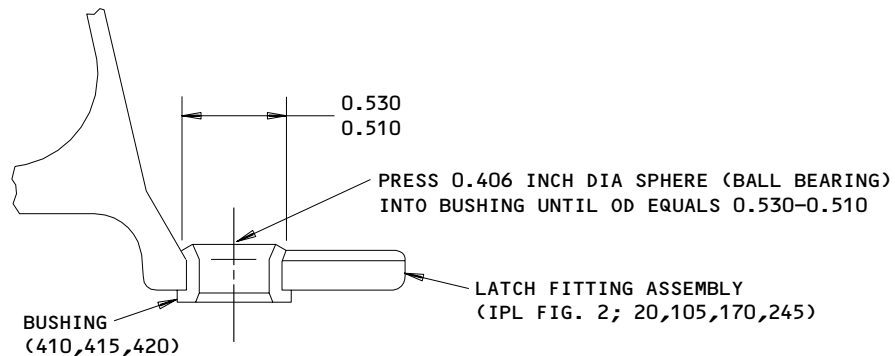
COWL ASSEMBLY REPAIR 1-1

314T4210-2, -35, -43, -44, -59, -60, -65, -66, -77, -78,
 -105 THRU -116, -129 THRU -140, -201, -202, -205, -206

NOTE: Refer to REPAIR-GEN for list of applicable standard practices.

1. Bushing (410, 415, 420) Replacement (IPL Fig. 1)

- A. Remove bushings.
- B. Install bushings per 20-50-03.
- C. Press 0.406 inch diameter sphere into bushing until bushing outside diameter equals 0.503-0.510, as shown in Fig. 601.
- D. Machine bushing to an inside diameter of 0.3730, 0.3770 inch.
- E. Apply fillet seal of BMS 5-63 sealant around entire periphery of bushing flange.



ITEM NUMBERS REFER TO FIG. 1 UNLESS SHOWN DIFFERENTLY

ALL DIMENSIONS ARE IN INCHES

314T4210-2, -35, -43, -44, -59, -60, -65, -66, -77, -78, -105 Thru -116,
 -129 Thru -140, -201, -202, -205, -206

Bushing Replacement
 Figure 601

HINGE ASSEMBLY – REPAIR 2-1

314T3213-11, -12, -21, -22

314T3214-11, -12, -21, -22

314T3215-1, -2, -15, -16

314T3216-1, -2, -11, -12

NOTE: Refer to REPAIR-GEN for list of applicable standard practices.

1. Bearing (130, 170, 215, 265) Replacement (IPL Fig. 1)

A. Remove bearing.

B. Check hinge fitting (135, 140, 175, 180, 220, 225, 270, 275) bearing bores to ensure they meet the design inside diameter.

NOTE: Hinge fitting (135, 140, 175, 180, 220, 225, 270, 275) bearing bore design inside diameter is 0.9317–0.9384 inch. Contact Boeing for repair if hinge fitting bearing bore does not meet the design inside diameter.

C. Install bearing and roller swage per 20-50-03, minimum pushout load 1,565.0 pounds.

2. Refinish

A. Hinges (135, 140, 175, 180, 220, 225, 270, 275) -- Apply DeSoto high temperature polyurethane primer, Type 51 (F-19.43) all over except omit primer from bearing holes. Material: Titanium Alloy

71-11-59

REPAIR 2-1

01.1

Page 601

Mar 01/03

LATCH FITTING ASSEMBLY - REPAIR 3-1

314T3282-8, -10
314T3220-10
314T3221-12
314T3222-23, -25, -26, -28
314T3261-5

NOTE: Refer to REPAIR-GEN for list of applicable standard practices.

1. Bushing (70, 145, 225, 285, 290) Replacement (IPL Fig. 2)

- A. Remove bushings.
- B. Install bushings using wet BMS 5-63 per 20-50-03.
- C. Apply fillet seal of BMS 5-63 sealant around entire periphery of bushing flanges.

2. Refinish

- A. Latch fitting (75A, 75B, 75C, 75D, 150, 230, 295, 295A, 295B, 295C) phosphoric acid anodize and apply BMS 5-42 type 1 adhesive primer, omit primer from holes and bushings. Air dry primer a minimum of 30 minutes and then bake at 280° to 300°F for a minimum of 30 minutes.
Material: Al Alloy

71-11-59

REPAIR 3-1

01.1

Page 601

Sep 01/95

LONGERON ASSEMBLY – REPAIR 4-1

314T3230-52, -53, -54, -76, -87, -89

NOTE: Refer to REPAIR-GEN for list of applicable standard practices.

1. Bushing (635, 657, 705, 717) Replacement (IPL Fig. 1)

- A. Remove bushings.
- B. Install bushings per 20-50-03.
- C. Machine bushing inside diameter to 0.2500-0.2510 inch.
- D. Apply fillet seal of BMS 5-68 sealant around entire periphery of bushing flange.

2. Refinish

- A. Longeron (640, 655, 659, 710, 719) -- Chromic acid anodize (F-17.04).
Apply Desoto high temperature polyurethane primer (F-19.43) all over.
Material: Al Alloy

71-11-59

REPAIR 4-1

01.1

Page 601

Sep 01/95

MISCELLANEOUS PARTS - REPAIR 5-1

1. Repair of parts listed in Fig. 601 consists of restoration of the original finish.

IPL FIG. & ITEM	MATERIAL	FINISH
<u>Fig. 1</u>		
Wear Plates (15A,20,25)	Haynes Alloy 25 (H.S. 25) 180-200 ksi	Apply Desoto high temperature polyurethane primer (F-19.43), two coats on the outer surface in contact with aluminum. Apply no finish (F-25.01) on the opposite (inner) surface.
Plate (15B,20A,25A)	305CRES	Apply coating of tungsten-carbide-cobalt (F-15.21), 0.008-0.010 thick, maximum roughness 150AA around the countersink except 0.25-0.30 diameter around the countersink. Apply Desoto high temperature polyurethane primer (F-19.43), two coats on the opposite side.
Fireshield (80,85)	17-7 PH CRES 180-200 ksi	Apply two coats of DeSoto high temperature polyurethane primer type 51, per (F-19.43) on outer surface in contact with aluminum. Apply no finish on inner surface (F-25.01).
Strap (95,97,97H)	Clad Al Alloy	Apply alodine per 20-43-03 (F-17.07) and apply DeSoto high temperature polyurethane primer, type 51, per 20-50-05 (F-19.43).
Shear Pin (282,282A,282B,285)	15-5 PH CRES 15-170 ksi	Apply aluminum coating BMS 10-85 type 1 on all surfaces. Not required in hole.

Refinish Details
 Figure 601 (Sheet 1)

71-11-59

REPAIR 5-1

01.1

Page 601

Mar 01/03

IPL FIG. & ITEM	MATERIAL	FINISH
<u>Fig. 1</u> (Cont'd)		
Plate (355)	301/304 CRES Annealed	Apply DeSoto high temperature polyurethane primer, type 51, per 20-50-05 (F-19.43).
Plate (97P.99)	Haynes Alloy 25 (H.S. 25) 180-200 ksi	Apply coating of tungsten-carbide-cobalt (F-15.380), 0.008-0.010 thick, maximum roughness 150AA around the countersink except 0.25-0.30 diameter around the countersink. Apply Desoto high temperature polyurethane primer (F-19.43), two coats on the opposite side.
Plate (355A,355B)	301/304 CRES Annealed	Passivate per 20-30-03 method 2 (F-17.09) and apply DeSoto high temperature polyurethane primer, type 51, per 20-50-05 (F-19.43).
Antirotation Stop (360, 365)	301 CRES 1/4 Hard	Prepare surface and passivate per 20-30-03 method 2 (F-17.09).
Keeper Assy (370)		Passivate per QQ-B-35 and dry film lube per MIL-L-8937.
Filler (375,377,378)	Aluminum alloy	Chemical treat all over (F-17.07). Apply Desoto high temperature polyurethane primer (F-19.43) all over.
Shoulder Bolt (380,385,390,390A, 390B)	A286 CRES 200 ksi min	Cadmium plate per 20-42-05 type 2 class 2 (F-15.06).

Refinish Details
 Figure 601 (Sheet 2)

71-11-59

REPAIR 5-1

01.1 Page 602

Mar 01/03


BOEING
 COMPONENT
 MAINTENANCE MANUAL

IPL FIG. & ITEM	MATERIAL	FINISH
<u>Fig. 1</u> (Cont'd)		
Fitting (495)	15-5 PH CRES 150-170 ksi	Apply two coats of DeSoto high temperature polyurethane primer, Type 51, (F-19.43) except omit finish on pin diameter.
Tapered Hinge Spacer (485) Tube Assy (555A)	Al Alloy	Chromic acid anodize per 20-43-01, Type 1 (F-17.04) and apply DeSoto high temperature polyurethane primer, Type 51, per 20-50-05 (F-19.43).
Retainer (515) Spacer (525)	Clad Al Alloy	Apply alodine per 20-43-03 (F-17.07) and apply DeSoto high temperature polyurethane primer, Type 51, per 20-50-05 (F-19.43).
Door (560,560A,565, 565A,570,570A)	Al Alloy	Apply alodine 1000, class B (clear) method 1 per 20-43-03 (F-14.05) to all exterior surfaces. Chromic acid anodize, Type 1, (F-17.04) and apply DeSoto high temp polyurethane primer, Type 51 (F-19.43). Prepare surface and apply BMS 10-86 Type 1 or 2 BAC 5710 white primer (SRF 14.9624) directly over (F-19.43) per 20-44-01, only in locations per Fig. 602.
Duct Weld Assembly (723A,960)	Clad Al Alloy	Apply colored chemical coating per 20-43-03 and apply two coats of DeSoto high temperature polyurethane primer, Type 51, (F-19.43) except no finish on inside surface, outside mounting lug (825), and surfaces previously finished.

Refinish Details
 Figure 601 (Sheet 3)

71-11-59

REPAIR 5-1

01.1

Page 603

Mar 01/03

IPL FIG. & ITEM	MATERIAL	FINISH
<u>Fig. 1</u> (Cont'd)		
Wear Plate (748,748B)	321 CRES	Cadmium plate per 20-42-05 Type 2 class 2 (F-15.06).
Duct Assy (750A,750C)	Al Alloy	Sulphuric acid anodize per MIL-A-8625 Type 2, class 1 (F-17.03) except seal with deionized water all over. Apply DeSoto high temperature polyurethane primer Type 51 per 20-50-05 (F-19.43) to all surfaces except inside diameter and outside mounting lug (825).
Duct Assy (860,860A,860B,860C)	Inconel 625	Apply DeSoto high temp polyurethane primer, Type 51, per 20-50-05 (F-19.43) to surfaces indicated per Fig. 603.
Bracket (933,934)	Al Alloy	Chromic acid anodize per 20-43-01 Type 1 (F-17.04) and apply DeSoto high temperature polyurethane primer Type 51, per 20-50-03 (F-19.43).
Wear Plate (966)	321 CRES	Passivate (F-17.09). Apply two coats DeSoto high temperature polyurethane primer, Type 51 per 20-50-03 (F-19.43) on surface that mates with duct assembly (969) only.

Refinish Details
 Figure 601 (Sheet 4)

71-11-59

REPAIR 5-1

01.1 Page 604

Mar 01/03


BOEING
 COMPONENT
 MAINTENANCE MANUAL

IPL FIG. & ITEM	MATERIAL	FINISH
<u>IPL Fig. 2</u>		
Fitting (75)	Al Alloy	Chromic acid anodize per 20-43-01 Type 1 (F-17.04) and apply DeSoto high temp polyurethane primer Type 51, per 20-50-03 (F-19.43).
Fireshield (100)	17-7 PH CRES 180-200 KSI	Apply DeSoto high temperature polyurethane primer, Type 51, per 20-50-05 (F-19.43).
Cowl Catch (315)	15-5 PH CRES 180-200 KSI	Apply two coats Desoto high temperature polyurethane primer, Type 51 (F-19.43).
Rub Strips (335,340,345,350,356,360,365,370)	Al Alloy	Chemical treat all over per 20-43-03 (F-17.07) then apply BMS 10-67 Type 1, tungsten carbide, 0.004 to 0.008 inch thick per 20-10-05 (F-15.11). Seal coat with DeSoto high temperature polyurethane primer, Type 51, per 20-50-05 (F-19.43), on outboard surface.
Frames (405,410)	Al Alloy	Phosphoric acid anodize and apply BMS BMS 5-42 Type 1 adhesive primer to all surfaces except bonding surface. Air dry primer a minimum of 30 minutes and then bake at 280° to 300°F for a minimum of 30 minutes. Apply DeSoto high temperature polyurethane primer, Type 51, to the same area, omitting bonding surface per 20-50-05 (F-19.43).

Refinish Details
 Figure 601 (Sheet 5)

71-11-59

REPAIR 5-1

01.1

Page 605

Mar 01/03

IPL FIG. & ITEM	MATERIAL	FINISH
<u>Fig. 2 (Cont'd)</u> Skin Panel Assy (430,435,935A,935B)	Al Alloy	Phosphoric acid anodize and apply BMS 5-42 Type 1 adhesive primer to all surfaces except exterior skin. Air dry primer a minimum of 30 minutes and then bake at 280° to 300°F for a minimum of 30 minutes.
<u>Fig. 7</u> Tube Assy (125))	Al Alloy	Chromic acid anodize per 20-43-01, Type 1 (F-17.04) and apply DeSoto high temperature polyurethane primer, Type 51, per 20-50-05 (F-19.43)
Door (130,130A,135,135A)	Al Alloy	Apply alodine 1000, class B (clear) method 1 per 20-43-03 (F-14.05) to all exterior surfaces. Chromic acid anodize, Type 1, (F-17.04) and apply DeSoto high temp polyurethane primer, Type 51 (F-19.43). Prepare surface and apply BMS 10-86, Type 1 or 2 BAC 5710 white primer (SRF 14.9624) directly over (F-19.43) per 20-44-01, only in locations per Fig. 602.
Door (130B)	Al Alloy	Boric acid-sulfuric acid anodize (F-17.31). Apply chemical conversion coating (F-17.40). Apply high temperature primer (F-19.43). Apply teflon coating (F-14.9624) to the edgeband areas shown in Fig. 602.

Refinish Details
Figure 601 (Sheet 6)

71-11-59

REPAIR 5-1

01.1

Page 606

Mar 01/03


BOEING
 COMPONENT
 MAINTENANCE MANUAL

IPL FIG. & ITEM	MATERIAL	FINISH
<u>Fig. 8</u> Door (110,110A)	Al Alloy	Apply alodine 1000, class b (clear) method 1 per 20-43-03 (F-14.05) to all exterior. Chromic acid anodize, Type 1, (F-17.04) and apply DeSoto high temperature polyurethane primer Type 51, (F-19.43). Prepare surface and apply BMS 10-86, Type 1 or 2 BAC 5710 white primer (SRF 14.9624) directly over (F-19.43) per 20-44-01, only in locations per Fig. 602.
<u>Fig. 9</u> Duct Assy (60,60A)	Inconel 625	Apply DeSoto high temperature polyurethane primer, Type 51, per 20-50-05 (F-19.43) to surfaces indicated per Fig. 603.

Refinish Details
 Figure 601 (Sheet 7)

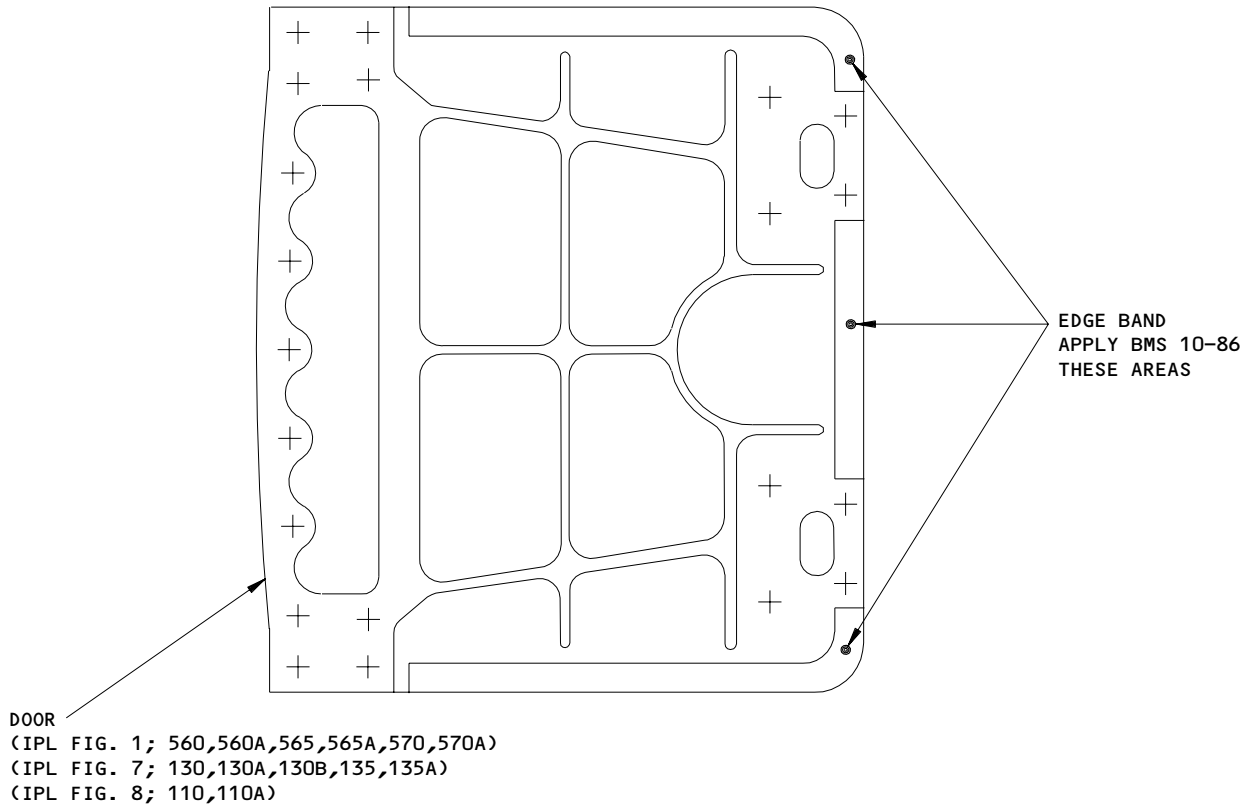
71-11-59

REPAIR 5-1

01.1

Page 607

Mar 01/03



Door Refinish
Figure 602

F16182

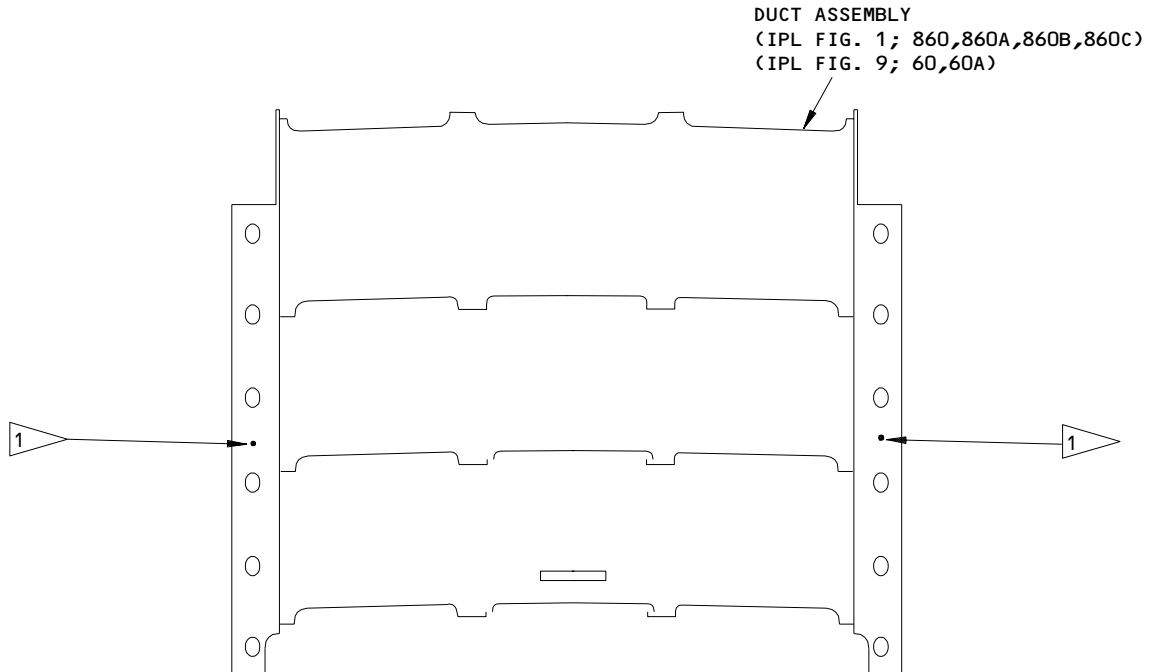
71-11-59

REPAIR 5-1

01.1

Page 608

Mar 01/03



1 APPLY TWO COATS DESOTO HIGH TEMPERATURE POLYURETHANE PRIMER (F-19.43) TO SURFACES INDICATED. ALL OTHER SURFACES APPLY NO FINISH.

ITEM NUMBERS REFER TO IPL FIG. 1

Refinish of Duct Assembly
 Figure 603

278813

71-11-59

REPAIR 5-1

01.1

Page 609

Mar 01/03

SIDE COWL CATCH - REPAIR 6-1

69B90687-503

NOTE: Refer to REPAIR-GEN for a list of applicable standard practices.

1. Side Cowl Catch (315) Replacement (IPL Fig. 2)

- A. Mark location on core cowl panel assembly for replacement catch location. Remove side cowl catch (315).
- B. Position replacement side cowl catch (315) on core cowl panel assembly to the forward/aft dimension shown in Fig. 601 and the location noted in Step 1.A.
- C. Drill 0.1895-0.1915 inch diameter holes in side cowl catch to match existing holes in the core cowl panel assembly. Drill outboard catch holes first, then install temporary fasteners to secure catch. Finish drilling the remaining holes.

NOTE: New side cowl catch does not have fastener holes drilled.

- D. Countersink holes 100 degrees.
- E. Remove all temporary fasteners.
- F. Deburr holes.
- G. Brush alodine countersink and rivet holes.
- H. Install rivet (310), nine locations. The diameter of the flush driven head shall be 0.290-0.320 inch.

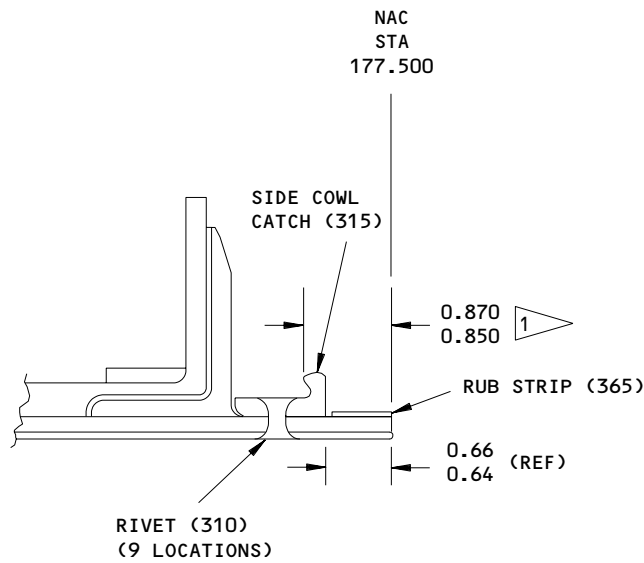
71-11-59

REPAIR 6-1

01.1

Page 601

Sep 01/95



1 FORWARD/AFT DIMENSION

ITEM NUMBERS REFER TO IPL FIG. 2
 ALL DIMENSIONS ARE IN INCHES

69B90687-503
 Cowl Catch Replacement
 Figure 601

F16409

71-11-59

REPAIR 6-1

01.1

Page 602

Nov 01/00

ASSEMBLY1. Materials

NOTE: Equivalent substitutes may be used.

- A. Adhesive -- BMS 5-42 type 2, grade C (Ref 20-60-04)
Type 68 (Ref 20-60-04)
- B. Primer -- DeSoto high temperature polyurethane, type 51 (Ref 20-60-02)
- C. Sealant -- BMS 5-63 (Ref 20-60-04)
Dow Corning 93-006 (Ref 20-60-04)

2. Assembly

A. Use Standard Industry practices for assembly of this component and the following additional procedures.

B. Wear Plate (15A, 20, 25, 97, 99, 99P; IPL Fig. 1) Assembly

(1) Countersink rivet holes in wear plates (15A, 20, 25, 97, 99, 99P; Fig. 1) so that the head of rivet (10, IPL Fig. 1) is 0.000-0.005 inch below the wear plate.

(2) Attach wear plates (15A, 20, 25, 97, 99, 99P; IPL Fig. 1) to core cowl assembly (1, 5; IPL Fig. 1) using rivet (10; IPL Fig. 1).

C. Shear Pin (282, 283, 285, IPL Fig. 1) Assembly

(1) Attach shear pin (282, 283, 285, IPL Fig. 1) to core cowl assembly (1, 5, IPL Fig. 1) using washer (290, IPL Fig. 1) and nut (295, IPL Fig. 1).

71-11-59ASSEMBLY
Page 701
Mar 01/03

01.1

D. Keeper Assembly (370B, IPL Fig. 1)

- (1) Attach keeper assembly (370B, IPL Fig. 1), anti-rotation stop (360, 365, IPL Fig. 1), and plate (355, IPL Fig. 1) to core cowl assembly (1, 5, IPL Fig. 1) using bolt (305, 310, 312, 314, 320, 325, 330, 340, IPL Fig. 1), filler (375, 377, 378, IPL Fig. 1), washer (345, IPL Fig. 1), and nut (345, 350A, IPL Fig. 1).

E. Latch Assembly (405A, 485A, IPL Fig. 1)

- (1) Attach latch assembly (405A, 485A, IPL Fig. 1) to core cowl assembly (1, 5, IPL Fig. 1) using bolt (385, 390, IPL Fig. 1) washer (395, IPL Fig. 1) and nut (400, IPL Fig. 1).

F. Door Installation (425, 430, 435, IPL Fig. 1; 1A, 5, IPL Fig. 7; 1A, 2, IPL Fig. 8)

- (1) Attach seal (520, IPL Fig. 1; 85, IPL Fig. 7; 75, IPL Fig. 8) to door (560, 570, IPL Fig. 1; 130, IPL Fig. 7; 110, IPL Fig. 8) with retainer (515, IPL Fig. 1; 80, IPL Fig. 7; 70, IPL Fig. 8) and spacer (525, IPL Fig. 1; 90, IPL Fig. 7; 80, IPL Fig. 8; using bolt (500, IPL Fig. 1; 65, IPL Fig. 7; 55, IPL Fig. 8), washer (505, IPL Fig. 1; 70, IPL Fig. 7; 60, IPL Fig. 8) and nut (510, IPL Fig. 1; 75, IPL Fig. 7; 65, IPL Fig. 8)

- (2) Attach door assembly (450A, 460, IPL Fig. 1; 20, IPL Fig. 7; 15, IPL Fig. 8) to core cowl assembly (1, 5, IPL Fig. 1) with hinge fitting (495, IPL Fig. 1; 60, IPL Fig. 7; 50, IPL Fig. 8), shim (490, IPL Fig. 1; 55, IPL Fig. 7; 45, IPL Fig. 8), spacer (485, IPL Fig. 1; 50, IPL Fig. 7; 40, IPL Fig. 8), bolt (465, 470, IPL Fig. 1; 30, 35, IPL Fig. 7; 20, 25, IPL Fig. 8), washer (475, 575, IPL Fig. 1; 40, 140, IPL Fig. 7; 30, 115, IPL Fig. 8) and nut (480, IPL Fig. 1; 45, IPL Fig. 7; 35, IPL Fig. 8) using BMS 3-24 grease on all fastener surfaces.

- (3) Adjust the door assembly (450A, 460, IPL Fig. 1; 20, IPL Fig. 7; 15, IPL Fig. 8) as shown in Fig. 702.

- (4) Drill 0.062-0.065 inch hole through hinge fitting (495, IPL Fig. 1; 60, IPL Fig. 7; 50, IPL Fig. 8) and door assembly (450A, 460, IPL Fig. 1; 20, IPL Fig. 7; 15, IPL Fig. 8).

NOTE: Hinge fitting (495, IPL Fig. 1; 60, IPL Fig. 7; 50, IPL Fig. 8) has additional holes for pin (440, 445, IPL Fig. 1; 10, 15, IPL Fig. 7; 5, 10, IPL Fig. 8) for use in replacement or readjustment. Do not drill through until holes are needed.

71-11-59

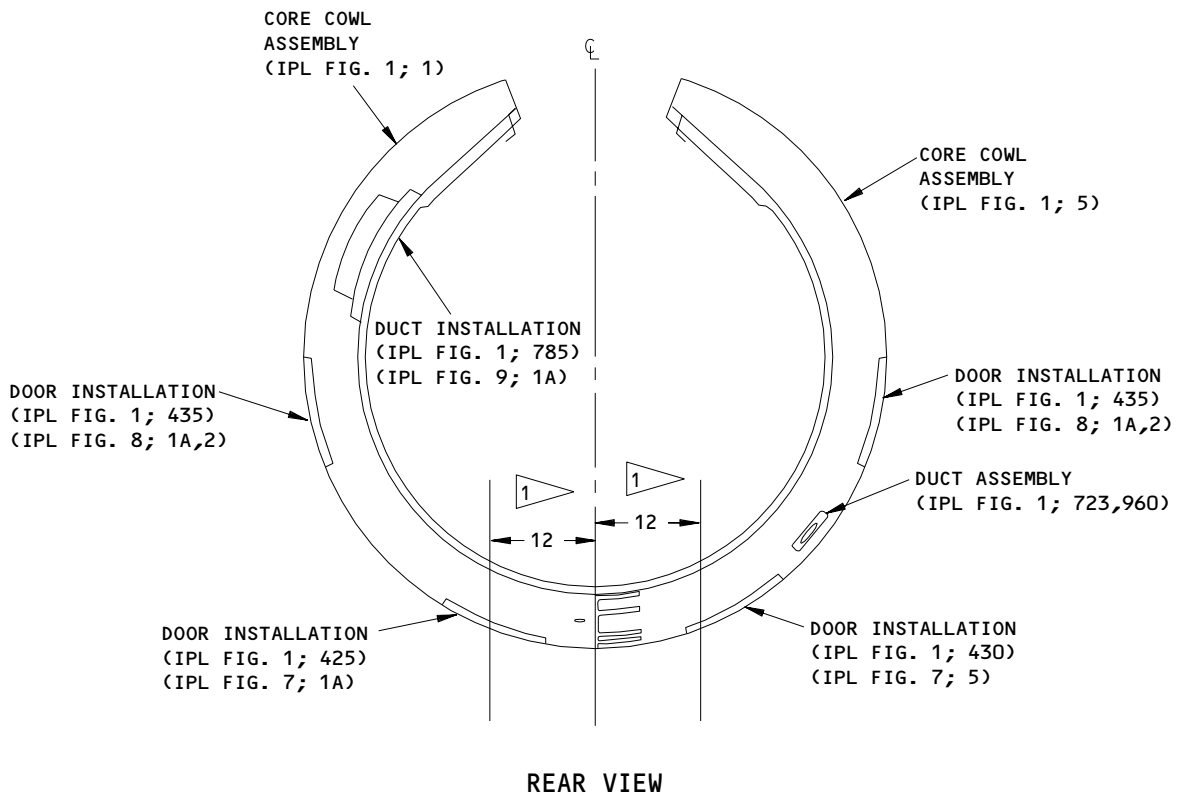
ASSEMBLY
Page 702
Mar 01/03

01.1

**BOEING**
COMPONENT
MAINTENANCE MANUAL

- (5) Install pin (440, 445, IPL Fig. 1; 10, 15, IPL Fig. 7; 5, 10, IPL Fig. 8) through hinge fitting (495, IPL Fig. 1; 60, IPL Fig. 7; 50, IPL Fig. 8) and door assembly (450A, 460, IPL Fig. 1; 20, IPL Fig. 7; 15, IPL Fig. 8) using BMS 3-24 grease.
 - (6) Attach latch (545A, IPL Fig. 1; 110, IPL Fig. 7; 100, IPL Fig. 8) to door assembly (450A, 460, IPL Fig. 1; 20, IPL Fig. 7; 15, IPL Fig. 8) with spacer (550, IPL Fig. 1; 115, IPL Fig. 7; 105, IPL Fig. 8) using bolt (530, IPL Fig. 1; 95, IPL Fig. 7; 85, IPL Fig. 8), washer (535, IPL Fig. 1; 100, IPL Fig. 7; 90, IPL Fig. 8) and nut (540, IPL Fig. 1; 105, IPL Fig. 7; 95, IPL Fig. 8).
 - (7) Adjust door assembly (450A, 460, IPL Fig. 1; 20, IPL Fig. 7; 15, IPL Fig. 8) as shown in Fig. 702.
 - (8) Check latch (5645A, IPL Fig. 1; 110, IPL Fig. 7; 100, IPL Fig. 8) operation per TESTING AND TROUBLE SHOOTING paragraph 1.A.
- G. Hold open rod installation (875, 880, IPL Fig. 1; 1A, 5, IPL Fig. 6)
- (1) Attach rod assembly (930, IPL Fig. 1; 50, IPL Fig. 6) to core cowl assembly (1, 5, IPL Fig. 1) using washer (920, IPL Fig. 1; 45, IPL Fig. 6) and nut (925, IPL Fig. 1; 40, IPL Fig. 6).
- NOTE:** Latch handle must face forward in stowed position.
- H. Apply Dow Corning 93-006 aerodynamic sealant per 20-50-11 to all gaps in core cowl assembly 0.030 inch or larger. Sealant shall be applied through entire length of gaps and shall be flush with the skin.
- I. Fillet seal all HI-LOK collars in the area defined by Fig. 701 using BMS 5-63 sealant.
- J. Install all flush fasteners using BMS 5-63 sealant under the heads. Fasteners installed through parts which have been flame sprayed shall be installed with DeSoto high temperature polyurethane primer, Type 51, wet or dry.
- K. Refer to Fig. 702 for aerodynamic smoothness requirements.
- L. Apply insulative coating as shown in Fig. 703 and CMM 71-00-01.

71-11-59ASSEMBLY
01.1 Page 703
Mar 01/03



1 FILLET SEAL ALL HIGH-LOCK COLLARS IN AREA SHOWN USING BMS 5-63 SEALANT

ALL DIMENSIONS ARE IN INCHES

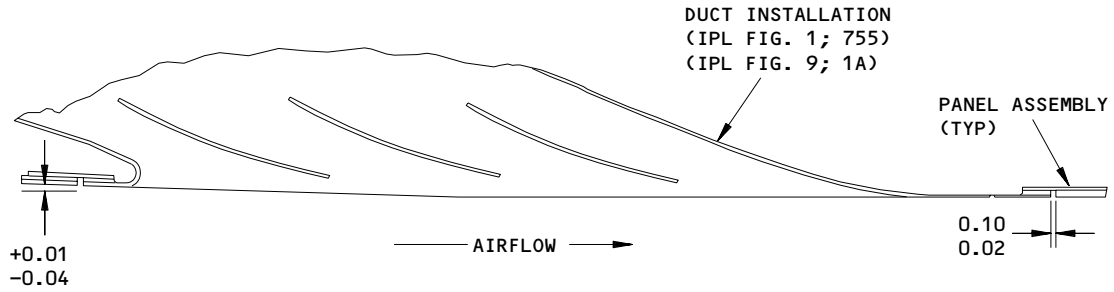
Sealing Requirements
 Figure 701

F16188

71-11-59

ASSEMBLY
 Page 704
 Mar 01/03

01.1



DETAIL 1

ALL DIMENSIONS ARE IN INCHES

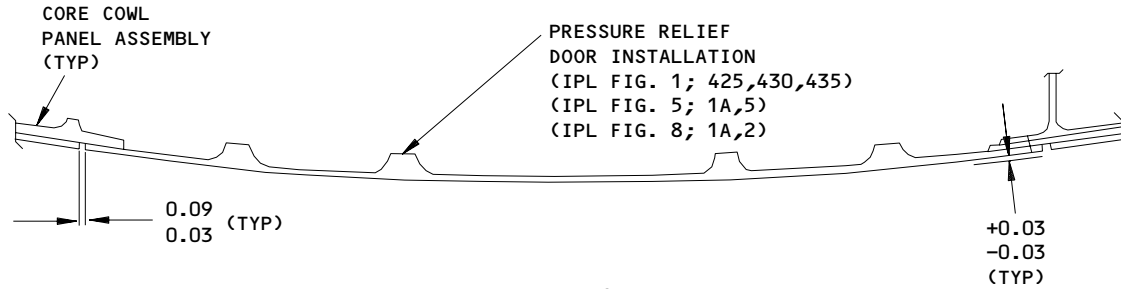
Aerodynamic Smoothness Requirements
Figure 702 (Sheet 1)

278815

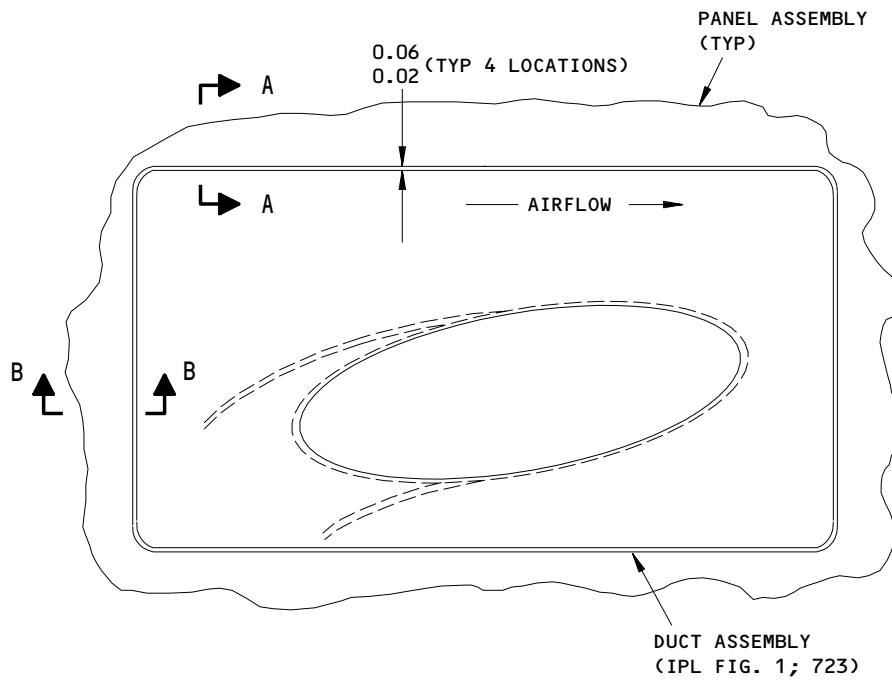
71-11-59

ASSEMBLY
Page 705
Mar 01/03

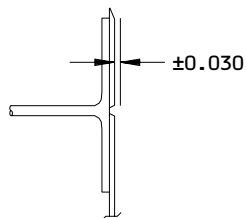
01.1



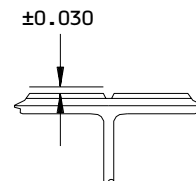
DETAIL 2



DETAIL 3



(⊥ TO AIRFLOW)
 (TYP BOTH SIDES)
 A-A



(TYP BOTH ENDS)
 B-B

ALL DIMENSIONS ARE IN INCHES

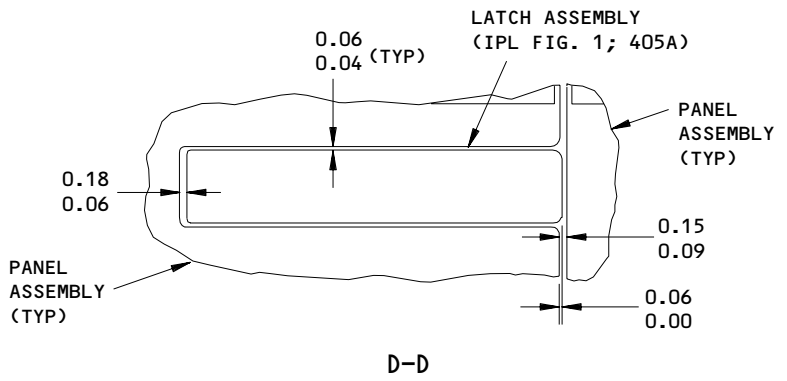
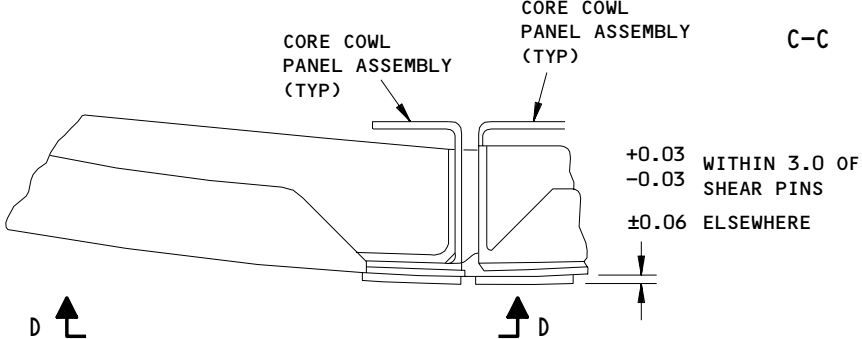
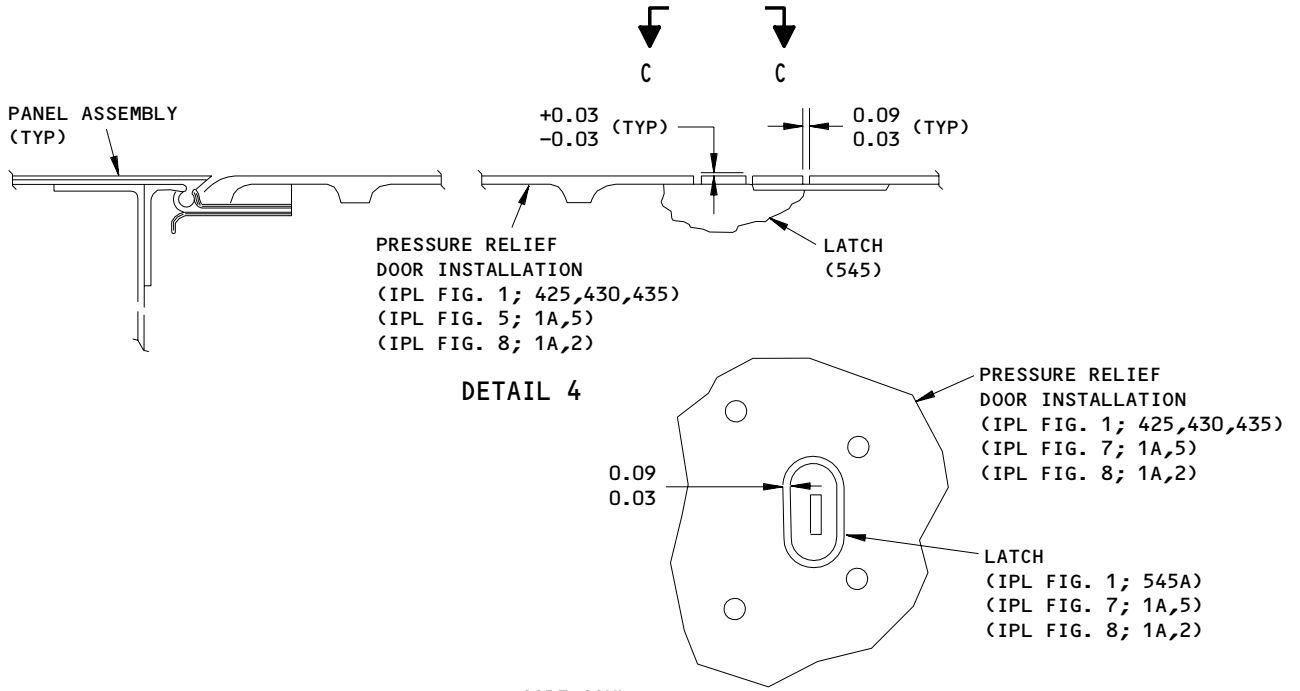
Aerodynamic Smoothness Requirements
 Figure 702 (Sheet 2)

71-11-59

ASSEMBLY
 Page 706
 Mar 01/03

01.1

BOEING
COMPONENT
MAINTENANCE MANUAL



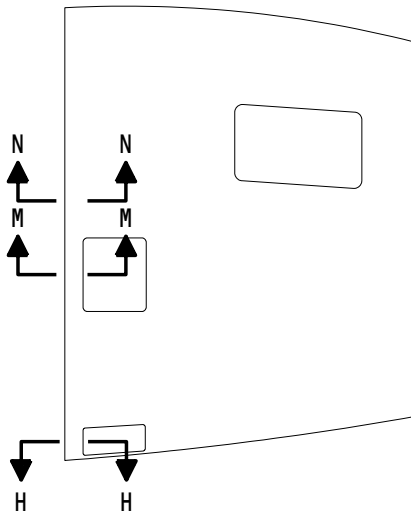
ALL DIMENSIONS ARE IN INCHES

Aerodynamic Smoothness Requirements
Figure 702 (Sheet 3)

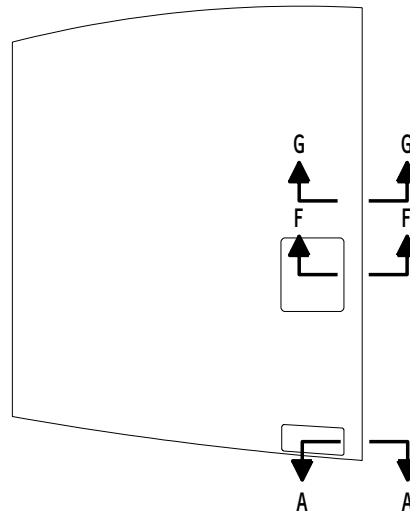
71-11-59

ASSEMBLY
 Page 707
 Mar 01/03

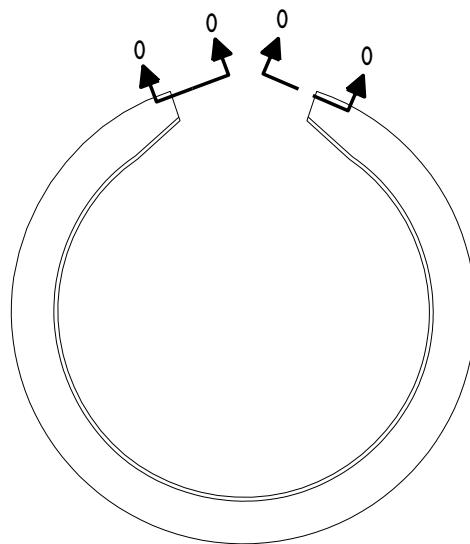
01.1



CORE COWL ASSEMBLY (1)



CORE COWL ASSEMBLY (5)



CORE COWL ASSEMBLY
(REAR VIEW)

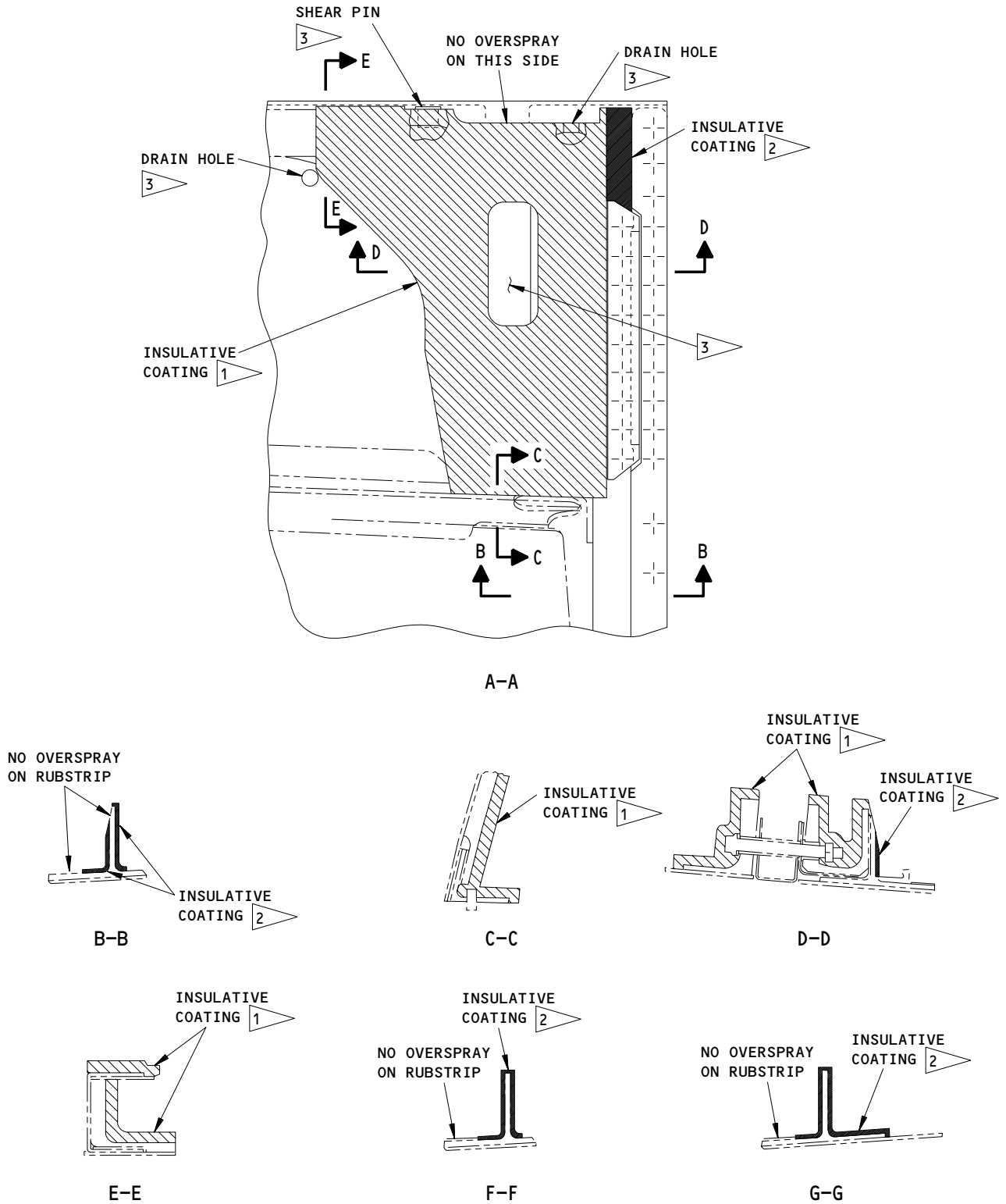
Application of Insulative Coating
Figure 703 (Sheet 1)

71-11-59

ASSEMBLY
Page 708
Mar 01/03

01.1

BOEING
COMPONENT
MAINTENANCE MANUAL

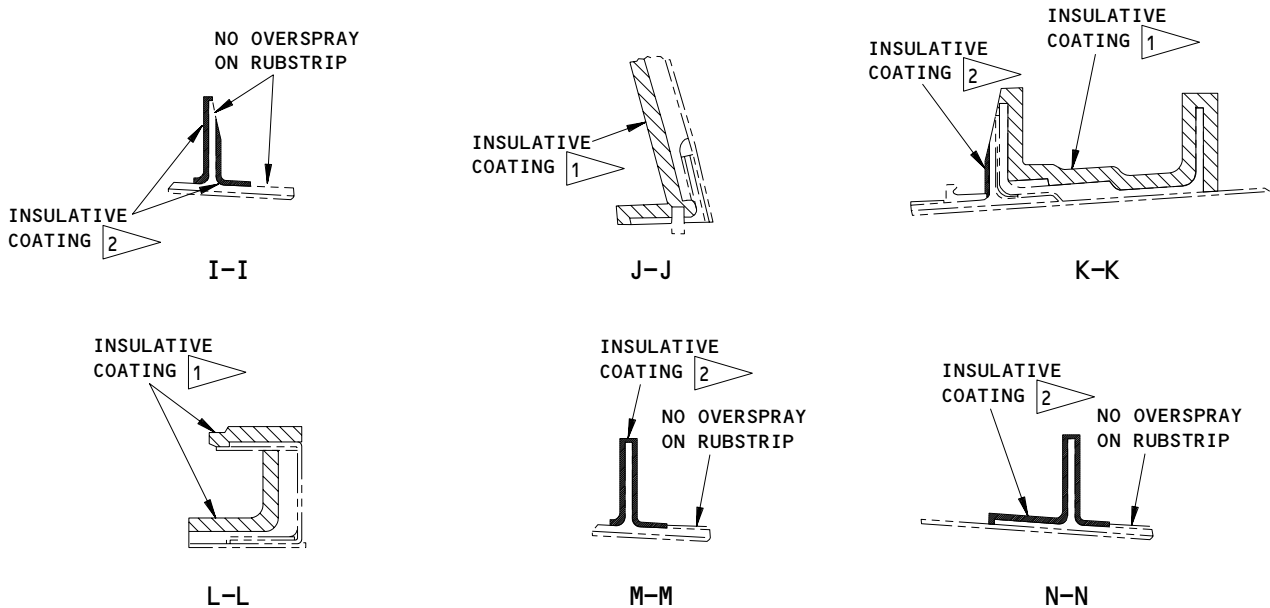
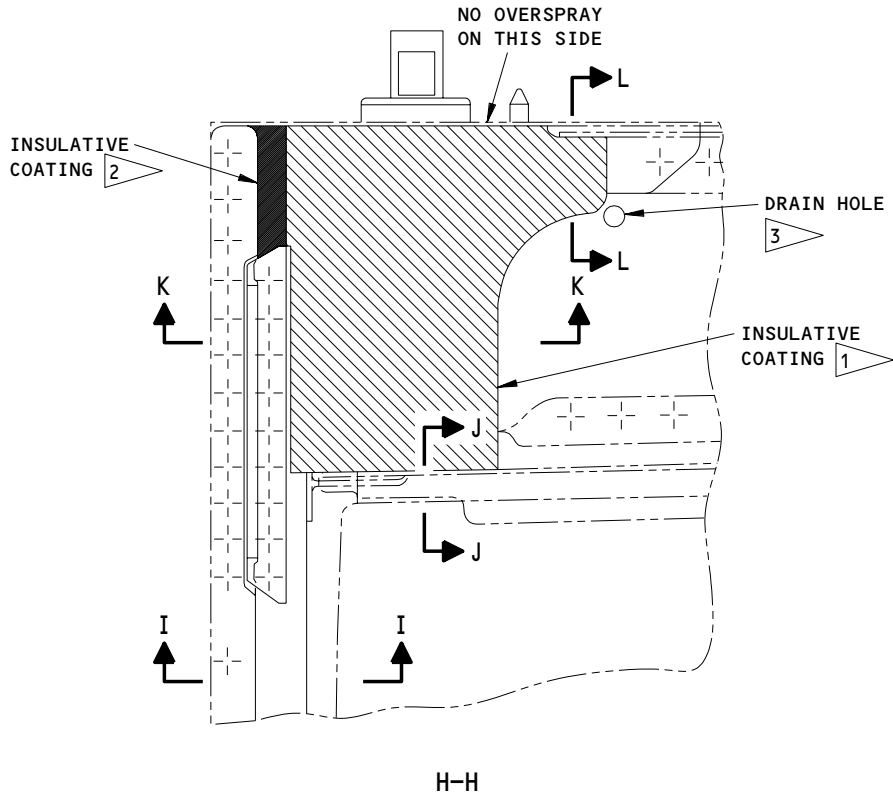


Application of Insulative Coating
 Figure 703 (Sheet 2)

71-11-59

ASSEMBLY
 Page 709
 Mar 01/03

01.1

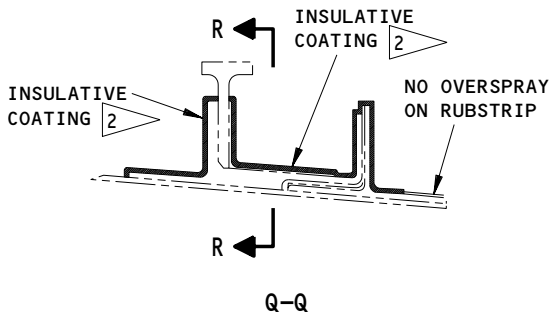
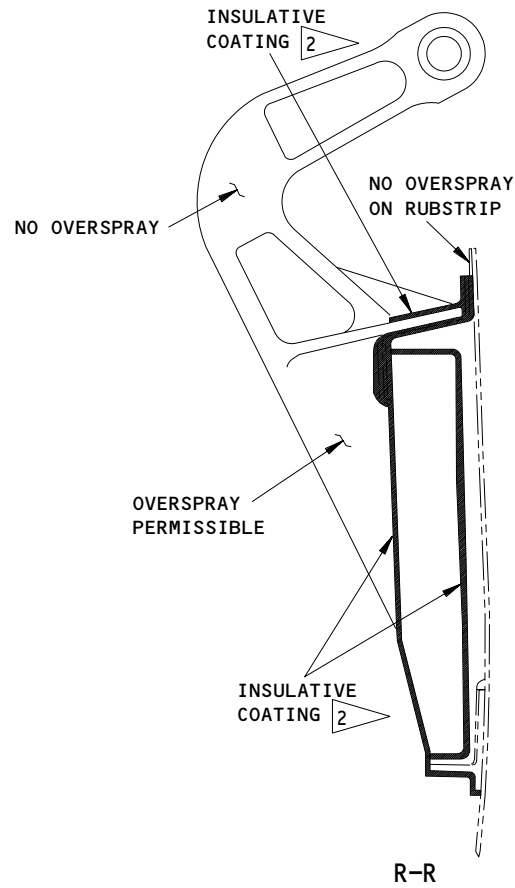
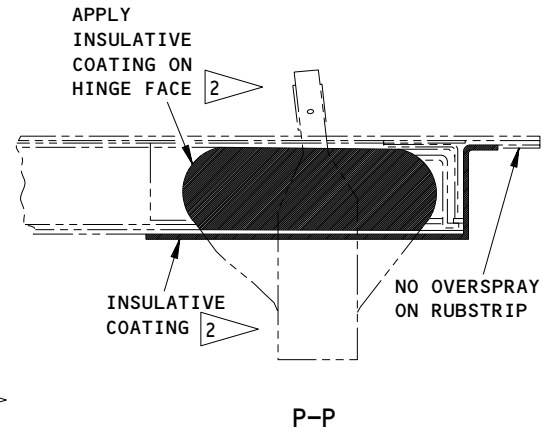
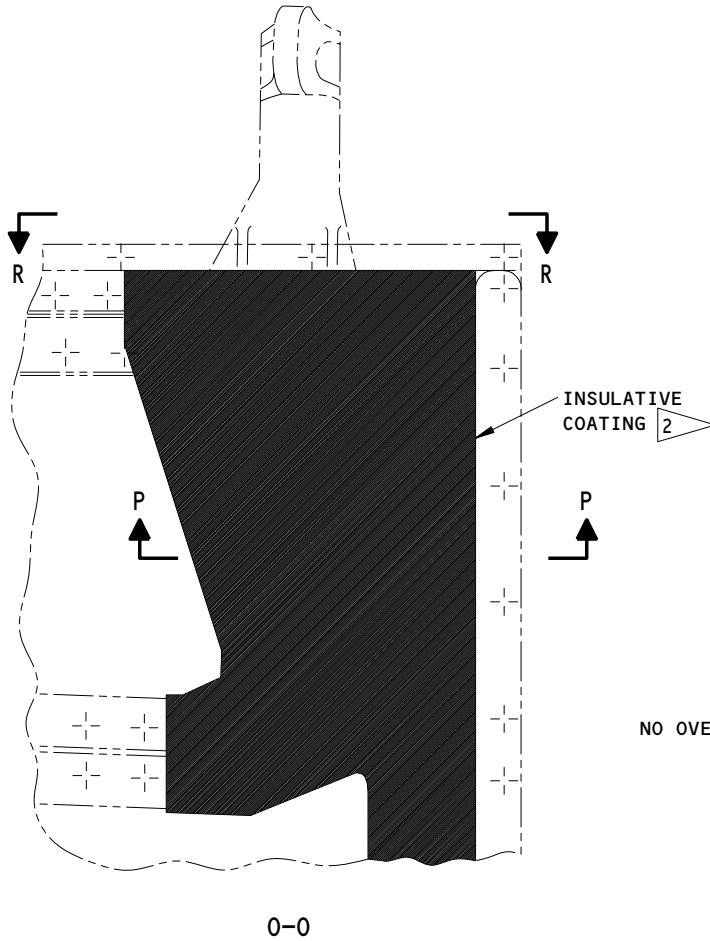


Application of Insulative Coating
 Figure 703 (Sheet 3)

71-11-59

ASSEMBLY
 Page 710
 Mar 01/03

01.1



- 1 APPLY INSULATIVE COATING PER BAC5892, TYPE I, GRADE B, 0.25 THICK WITH A 0.03 TOP COAT
- 2 APPLY INSULATIVE COATING PER BAC5892, TYPE I, GRADE B, 0.05 THICK WITH A 0.03 TOP COAT
- 3 OMIT INSULATIVE COATING IN THIS AREA

ITEM NUMBERS REFER TO IPL FIG. 1
 ALL DIMENSIONS ARE IN INCHES

Application of Insulative Coating
 Figure 703 (Sheet 4)

71-11-59

ASSEMBLY
 Page 711
 Mar 01/03

01.1



SPECIAL TOOLS, FIXTURES AND EQUIPMENT

NOTE: Equivalent substitutes may be used for listed items.

1. B71044-28 -- Pressure Relief Door Latch Load Test Adapter

71-11-59

SPECIAL TOOLS

01.1

Page 901

Mar 01/03

ILLUSTRATED PARTS LIST

1. This section lists and illustrates replaceable or repairable component parts. The Illustrated Parts Catalog contains a complete explanation of the Boeing part numbering system.

2. Indentures show parts relationships as follows:

Assembly

Detail Parts for Assembly

Subassembly

Attaching Parts for Subassembly

Detail Parts for Subassembly

Detail Installation Parts (Included only if installation parts may be returned to shop as part of assembly)

3. One use code letter (A, B, C, etc.) is assigned in the EFF CODE column for each variation of top assembly. All listed parts are used on all top assemblies except when limitations are shown by use code letter opposite individual part entries.

4. Letter suffixes (alpha-variants) are added to item numbers for optional parts, Service Bulletin modification parts, configuration differences (Except left- and right-hand parts), product improvement parts, and parts added between two sequential item numbers. The alpha-variant is not shown on illustrations when appearance and location of all variants of the part is the same.

5. Service Bulletin modifications are shown by the notations PRE SB XXXX and POST SB XXXX.

A. When a new top assembly part number is assigned by Service Bulletin, the notations appear at the top assembly level only. The configuration differences at detail part level are then shown by use code letter.

B. When the top assembly part number is not changed by the Service Bulletin, the notations appear at the detail part level.

6. Parts Interchangeability

Optional
(OPT)

The parts are optional to and interchangeable with other parts having the same item number.

Supersedes, Superseded By
(SUPSDS, SUPSD BY)

The part supersedes and is not interchangeable with the original part.

Replaces, Replaced By
(REPLS, REPLD BY)

The part replaces and is interchangeable with, or is an alternate to, the original part.

71-11-59

ILLUSTRATED PARTS LIST

01.1 Page 1001

Oct 01/91

VENDORS

S0352 NIPPON MINIATURE BEARING CO LTD
TOKYO, JAPAN

OPTK6 SPS TECHNOLOGIES INC AEROSPACE PRODUCTS DIV
5195 W 4700 SPO BOX 18459
KEARNS, UTAH 84118

05693 CHERRY/TEXTRON INC CHERRY COMMERCIAL FASTENERS PROD DIV
1224 EAST WARNER STREET PO BOX 2157
SANTA ANA, CALIFORNIA 92707-3149
FORMERLY TOWNSEND CO CHERRY RIVET DIV AND TEXTRON INC
CHERRY FASTENERS UNIT

06710 LAMSON AND SESSIONS CO THE VALLEY-TODECO
12975 BRADLEY AVENUE
SYLMAR, CALIFORNIA 91342-3830
FORMERLY VALLEY BOLT CORP VB0097 IN NORTH HOLLYWOOD, CA

06725 AIR INDUSTRIES CORPORATION
12570 KNOTT STREET
GARDEN GROVE, CALIFORNIA 92641-3932
FORMERLY AIR INDUSTRIES OF CALIF IN GARDENA, CALIF.

06950 SCREWCORP VSI AEROSPACE PRODUCTS DIV FAIRCHILD IND DIV
13001 EAST TEMPLE AVENUE PO BOX 730
CITY OF INDUSTRY, CALIFORNIA 91746-1417
FORMERLY VB0096 AND VSI CORP SCREWCORP DIV
FORMERLY IN CULVER CITY, CALIFORNIA

08524 DEUTSCH FASTENER CORP SEE CODE V97928

08844 NORCO, INCORPORATED
139 ETHAN ALLEN HIGHWAY
RIDGEFIELD, CONNECTICUT 06877

11815 CHERRY AEROSPACE FASTENERS DIV OF TEXTRON
1224 EAST WARNER AVENUE PO BOX 2157
SANTA ANA, CALIFORNIA 92707-0157
FORMERLY IN LOS ANGELES, CALIF , FORMERLY CHERRY FASTENERS
TOWNSEND DIV OF TEXTRON INC V71087

15653 FAIRCHILD FASTENERS KAYNAR PRODUCTS DIV
800 S STATE COLLEGE BLVD
FULLERTON, CALIFORNIA 92831-3001
FORMERLY VK6405 MICRODOT AEROSP LTD; FORMERLY KAYNAR TECH
KAYNAR DIV

71-11-59

ILLUSTRATED PARTS LIST
01.1 Page 1002
Mar 01/03


BOEING
 COMPONENT
 MAINTENANCE MANUAL
VENDORS

17446 HUCK INTL INC AEROSPACE FASTENER DIV
 900 WATSON CENTER ROAD
 CARSON, CALIFORNIA 90745-4201
 FORMERLY V32134 REXNORD INC; FORMERLY V97928 HUCK INTL

29372 FAIRCHILD IND INC AEROSP FSTNRS DIV SOUTH BAY OPNS/TRIDAIR
 3000 WEST LOMITA BLVD
 TORRANCE, CALIFORNIA 90505-5103
 FORMERLY CALFAX INC V11907; NEWTON INSERT CO V98004; REXNORD
 INC SPECIALTY FASTENER DIV AND DELRON CO V82831; REXNORD
 INC TRIDAIR IND

5M902 FAIRCHILD IND INC FAIRCHILD AEROSPACE FASTENER DIV
 3016 W LOMITA BLVD
 TORRANCE, CALIFORNIA 90505-5103
 FMLY IN REDONDO BEACH, CALIF

52828 REPUBLIC FASTENER MFG CORP
 1300 RANCHO CONEJO BLVD
 NEWBURY PARK, CALIFORNIA 91320-1405
 FORMERLY IN SYLMAR, CALIFORNIA

56878 SPS TECHNOLOGIES INC AEROSPACE AND INDUSTRIAL PRODUCTS DIV
 HIGHLAND AVENUE
 JENKINTOWN, PENNSYLVANIA 19046
 FORMERLY STANDARD PRESSED STEEL

57606 REXNORD CORP PSI BEARINGS DIV
 2175 UNION PL
 SIMI VALLEY, CALIFORNIA 93065-1661
 FORMERLY PSI BEARINGS

60516 WEST COAST AEROSPACE INC
 812 MIRAFLORES STREET
 SAN PEDRO, CALIFORNIA 90731-1439

72962 HARVARD INDUSTRIES INC
 3 WERNER WAY SUITE 210
 LEBANON, NEW JERSEY 08833
 FORMERLY AMERACE CORP ESNA DIV
 FORMERLY ELASTIC STOP NUT IN UNION, NJ

73197 HI-SHEAR TECHNOLOGY CORP
 2600 SKYPARK DRIVE
 TORRANCE, CALIFORNIA 90509

71-11-59

 ILLUSTRATED PARTS LIST
 01.1 Page 1003
 Mar 01/03

VENDORS

80539 SPS TECHNOLOGIES INC AEROSPACE PRODUCTS DIV
2701 SOUTH HARBOR BOULEVARD PO BOX 1259
SANTA ANA, CALIFORNIA 92702-1259
FORMERLY NUTT-SHEL DIV OF SPC WESTERN CO V80539
AND STANDARD PRESSED STEEL WESTERN DIV V17279

83014 HARTWELL CORPORATION
900 SOUTH RICHFIELD ROAD
PLACENTIA, CALIFORNIA 92670-6732
FORMERLY V0532B IN LOS ANGELES, CALIFORNIA

84256 AVIBANK MANUFACTURING COMPANY
210 SOUTH VICTORY BLVD PO BOX 391
BURBANK, CALIFORNIA 91503
FORMERLY AVDEL INC AND ROWE SALES CO VB0001
FORMERLY PRICE, D.W. CORP LOS ANGELES, CALIFORNIA V97978

9N513 VOI SHAN/CHATSWORTH DIV OF VSI CORP SUB OF FAIRCHILD IND
CHATSWORTH, CALIFORNIA 91311-5013
COMPANY NO LONGER WISHES TO BE CONSIDERED FOR FED CONTRCTG

92215 FAIRCHILD IND INC FAIRCHILD AEROSPACE FASTENER DIV
3010 W LOMITA BLVD
TORRANCE, CALIFORNIA 90505-5102
FORMERLY VOI-SHAN IN CULVER CITY, CALIF

97928 HUCK INTL SEE V17446 HUCK INTL
SEE V17446 HUCK INTL

71-11-59

ILLUSTRATED PARTS LIST
01.1 Page 1004
Mar 01/03


BOEING
 COMPONENT
 MAINTENANCE MANUAL

PART NUMBER	AIRLINE PART NO.	FIG.	ITEM	TTL REQ
AMB7		1	130	1
		1	170	1
		1	215	1
		1	265	1
AMB7-110		1	130	1
		1	170	1
		1	215	1
		1	265	1
AN960-416		1	290	4
		1	345	16
AN960C10		1	475	8
		7	40	4
		8	30	4
AN960C416L		1	805	8
		1	810	1
		1	845	6
		9	15	9
		9	45	6
		9	85	6
AN960C6L		1	535	16
		7	100	8
		8	90	8
AN960KD10		1	633	1
		1	703	1
		7	225	1
		8	185	1
AN960KD416L		1	575A	4
		7	140A	2
		8	115A	2
AN960KD616		1	920	1
AN960PD10		1	775	31
AN960PD8		1	505	18
		7	70	9
		8	60	9
A3409-2		6	50A	1
A6201-2		1	930	1
A6201-3		1	930A	1
A6201-32		1	930D	1
		6	50	1
BACB28AM04B015A		1	598	1
		1	616	1
		1	628	1
		1	681	1
		1	691	1
		1	698	1

71-11-59

ILLUSTRATED PARTS LIST

01.1

Page 1005

Mar 01/03

PART NUMBER	AIRLINE PART NO.	FIG.	ITEM	TTL REQ
BACB28AM04B015A		7	190	1
		7	215	1
		8	160	1
		8	175	1
		8	420	1
BACB28AM06B024A		1	415	2
BACB28AM06B029A		1	410	1
BACB28AM06B044A		1	410	1
BACB28AP05P020		2	145	2
		2	225	2
		5	250	2
		5	285	2
		5	285	2
BACB28AP05P026		2	285	2
BACB28AP05P041		2	70A	2
		5	215	2
		5	70	2
BACB28AP05P042		2	70	2
BACB28AP07P020		2	290	2
BACB28AT06B024C		1	420A	1
BACB28AT06B029C		1	415A	2
BACB28AT06B044C		1	410A	1
BACB30LH2-7		1	500	18
		7	65	9
		8	55	9
BACB30LH3-12		1	465	4
		7	30	2
		8	20	2
BACB30LH3-14		1	470	4
		7	35	2
		8	25	2
BACB30LJ4U3		1	795	6
		1	800	1
		9	10	7
BACB30LJ4U4		1	790	2
		9	5	2
		9	5	2
BACB30LR4-14		1	305B	4
BACB30LR4-17		1	310	2
BACB30LR4-19		1	310A	2
		1	312B	2
		1	314	1
		1	312	2
BACB30LR4-21		1	312	2
		1	313	1
BACB30LU06-2		1	530	16
BACB30LU06-2		7	95	8
		8	85	8

71-11-59

 ILLUSTRATED PARTS LIST
 01.1 Page 1006
 Mar 01/03


BOEING
 COMPONENT
 MAINTENANCE MANUAL

PART NUMBER	AIRLINE PART NO.	FIG.	ITEM	TTL REQ
BACB30MY5K5		1	932	2
BACB30MY6-7		1	631	1
		1	701	1
		7	220	1
		8	180	1
BACB30MY6K3		3	10	7
BACB30MY6K4		1	583	4
		1	668	4
		2	210A	3
		3	240	1
		5	20	3
		7	160	4
		8	135	4
BACB30MY6K5		2	215A	1
		4	35	2
		5	25	1
BACB30MY6K7		3	235	2
BACB30NN3K2		2	385	2
		2	415	2
BACB30NN3K4		1	760	7
BACB30NU3K4		1	770	19
BACB30NU3K5		1	765	12
BACB30NW5K5		7	260	2
		8	210	6
BACB30NW6K10		4	60	1
		4	195	5
BACB30NW6K3		1	735	6
		1	962	6
		2	110	8
		2	180	8
		2	255	9
		3	105	14
		3	210	2
		4	10	4
		4	45	23
		4	145	4
		5	45	20
		5	235	8
		5	270	8

71-11-59

ILLUSTRATED PARTS LIST

01.1

Page 1007

Mar 01/03

PART NUMBER	AIRLINE PART NO.	FIG.	ITEM	TTL REQ		
BACB30NW6K4		1	579	18		
		1	663	20		
		1	730	14		
		1	961N	14		
BACB30NW6K4		2	35	4		
		3	100	4		
		3	175	24		
		3	215	4		
		4	15	2		
		4	50	9		
		4	180	1		
		5	40	4		
		5	185	4		
		7	150	18		
		8	125	20		
		BACB30NW6K5		1	725	8
				1	931	2
1	961			8		
2	40			3		
2	125			4		
2	185			2		
2	250			4		
3	35			2		
4	65			5		
4	150			8		
5	50			4		
5	190			3		
5	230			4		
BACB30NW6K6		7	255	1		
		2	45	6		
		2	115	4		
		4	70	2		
		4	175	6		
		5	35	6		
		5	175	6		
BACB30NW6K7		7	155A	6		
		1	577	3		
		1	661	6		
		2	175	4		
		5	265	4		
		7	145	3		
		8	120	6		

71-11-59

 ILLUSTRATED PARTS LIST
 01.1 Page 1008
 Mar 01/03


BOEING
 COMPONENT
 MAINTENANCE MANUAL

PART NUMBER	AIRLINE PART NO.	FIG.	ITEM	TTL REQ	
BACB30NW6K8		2	30	9	
		2	195	1	
		2	260	3	
		4	55	2	
		4	140	1	
		4	185	3	
		5	55	1	
	BACB30NW6K8		5	180	9
	BACB30NW6K9		2	190	2
		4	5	6	
		5	30	6	
BACB30NW8K6		6	20	2	
BACB30NW8K8		2	25	2	
		4	190	2	
		5	193	2	
BACB30NX10K10		1	200	2	
		3	20	2	
BACB30NX10K6		1	160	3	
		1	205	3	
BACB30NX10K7		1	250	4	
BACB30NX10K9		1	155	2	
		3	15	2	
BACB30NX12K10		1	245	2	
		3	30	2	
BACB30NX5K5		3	145	4	
BACB30NX6K3		4	40	2	
		5	5	11	
BACB30NX6K4		2	50	2	
		2	120	4	
		4	115	1	
		5	10	6	
		5	145	1	
BACB30NX6K5		3	25	2	
		4	110	2	
		5	150	2	
		7	305	6	
		8	250	8	
BACB30NX6K6		1	581	6	
		1	666	6	
		8	130	6	
BACB30NX6K7		7	355	2	
BACB30NX8K10		1	115	1	
BACB30NX8K11		1	120	2	
		3	125	2	
BACB30NX8K7		1	110	3	
BACB30NX8K8		1	250A	4	
BACB30NX8K9		3	120	1	

71-11-59

ILLUSTRATED PARTS LIST

01.1

Page 1009

Mar 01/03

PART NUMBER	AIRLINE PART NO.	FIG.	ITEM	TTL REQ
BACB30NY8K6		1	900	2
BACB30VT6K3		5	15	3
BACC30AB6S		3	115	14
		3	180	16
		3	220	2
BACC30AB6S		4	85	9
BACC30AB8S		1	905	2
		6	25	2
BACC30AG6		1	588	6
		1	673	6
		1	740	28
		1	931J	2
		1	962N	28
		2	140	4
		2	205	4
		2	270	4
		3	110	4
		3	185	8
		3	225	4
		4	90	2
		4	160	8
		5	75	2
		5	245	4
		5	280	4
		7	170	6
		8	145	6
BACC30BH10SW		3	45	4
BACC30BH12SW		3	55	2
BACC30BH5S		3	150	4
BACC30BH6S		4	80	2
		4	120	3
BACC30BH6SW		3	50	2
BACC30BH8SW		1	260A	4
		3	130	3
BACC30BL6		5	65	3
BACC30M5		1	932J	2
		7	270	2
		8	215	6

71-11-59

 ILLUSTRATED PARTS LIST
 01.1 Page 1010
 Mar 01/03


BOEING
 COMPONENT
 MAINTENANCE MANUAL

PART NUMBER	AIRLINE PART NO.	FIG.	ITEM	TTL REQ	
BACC30M6		1	586	25	
		1	671	30	
		2	55	24	
		2	130	12	
		2	200	13	
		2	217	4	
		2	275	12	
		3	40	9	
		3	245	3	
		4	20	12	
		4	75	33	
		4	155	5	
	BACC30M6		4	200	17
			5	70	43
			5	210	22
		5	240	8	
		5	275	8	
		7	165	25	
		7	265	1	
		8	140	30	
BACC30M8			2	60	2
			5	213	2
BACC30X10SW		1	165	5	
		1	210	5	
		1	260	4	
BACC30X12SW		1	255	2	
	BACC30X6	7	310A	6	
7		360A	1		
BACC30X6S	8	255	8		
	2	65	2		
	2	135	4		
	5	60	17		
	5	155	3		
	1	125	6		
BACC30X8SW	7	285	1		
	BACF3F013D027NN	8	230	2	
		1	55	6	
BACF3T02G5-20	1	30	1		
	BACF3T02G5-80	1	97V	1	
		1	295	4	
BACN10GW4	1	540	16		
	BACN10JC06	7	105	8	
8		95	8		
BACN10JC08CM	1	510	18		
	7	75	9		
	8	65	9		

71-11-59

ILLUSTRATED PARTS LIST

01.1

Page 1011

Mar 01/03

PART NUMBER	AIRLINE PART NO.	FIG.	ITEM	TTL REQ
BACN10JC3		1	636	1
		1	706	1
		7	230	1
		8	190	1
BACN10JC3CM		1	480	8
		1	780	31
		7	45	4
		8	35	4
BACN10JC4C		1	400	4
BACN10JC4CM		1	815	8
BACN10JC4CM		1	820	1
		9	20	9
BACN10JC6CM		1	925	1
BACN10JR3CF		1	870	7
		9	70	7
		9	110	7
BACN10JT3CD		2	395	2
BACN10JT3CM		2	400	2
		2	425	2
BACR15BA3AD		1	945	8
BACR15BB5AD		2	220	2
		2	280	2
BACR15BB6D		3	70	26
BACR15CE3D		1	8	30
		2	10	16
		2	12	13
		2	330	68
		2	390	4
		2	420	4
BACR15CE4D		1	10	48
BACR15CE4M		1	744	4
		1	963	4
BACR15CE5D		1	75	1
		1	552	4
		3	75	4
		4	125	1
		7	120	4
		7	275A	2
		7	375	4
		8	220	4
		8	280	4
BACR15CE6D		1	591	1
		1	676	2
		3	65	45
		7	175	1
		8	150	2

71-11-59

 ILLUSTRATED PARTS LIST
 01.1 Page 1012
 Mar 01/03


BOEING
 COMPONENT
 MAINTENANCE MANUAL

PART NUMBER	AIRLINE PART NO.	FIG.	ITEM	TTL REQ
BACS18C8-4		1	638	1
		1	708	1
		7	235	1
BACS40R09B20F		8	195	1
		5	120	1
		2	155	1
BACS40R09C16F		2	235	1
		2	240	1
BACS40R09C20F		2	240	1
		5	140	1
BACS40R09C21F		2	165	1
		5	135	1
BACS40R09C27F		7	290	1
		8	235	2
BACS40R09C57F		5	110	1
		1	490	4
BACS40R09E16F		7	55	2
		8	45	2
		5	125	1
BACS40R10C20F		2	160	1
		5	130	1
BACS40R10C21F		5	115	1
		2	85	1
BACS40R10C31F		5	200	1
		2	90	1
BACS40R10C43F		5	195	1
		2	80	1
BACS40R10C54F		5	205	1
		2	280	1
BACS40R11C23F		8	225	2
		2	300	1
BACS40R13C27F		1	395	4
		1	575	4
BACS40R16B19F		2	95	1
		2	305	1
BACW10BP5C		1	395	4
BACW10P32C		1	575	4
BAC1534-62		2	95	1
		2	305	1

71-11-59

 ILLUSTRATED PARTS LIST
 01.1 Page 1013
 Mar 01/03

PART NUMBER	AIRLINE PART NO.	FIG.	ITEM	TTL REQ
BAC27TTR0041		1	955	1
BCREFA4916		1	1V	RF
		2	1C	RF
BCREFA4917		1	5U	RF
		2	5C	RF
BCREFA4924		1	1W	RF
		2	1D	RF
BCREFA4925		1	5V	RF
		2	5D	RF
BRF200C3		1	870	7
		9	70	7
		9	110	7
BRH10A06		1	540	16
		7	105	8
		8	95	8
BRH10A3		1	636	1
		1	706	1
		7	230	1
		8	190	1
BRH10C08M		1	510	18
		7	75	9
		8	65	9
BRH10C3M		1	480	8
		1	780	31
		7	45	4
		8	35	4
BRH10C4		1	400	4
BRH10C4M		1	815	8
		1	820	1
		9	20	9
BRH10C6M		1	925	1

71-11-59

 ILLUSTRATED PARTS LIST
 01.1 Page 1014
 Mar 01/03


BOEING
 COMPONENT
 MAINTENANCE MANUAL

PART NUMBER	AIRLINE PART NO.	FIG.	ITEM	TTL REQ
B30MY5K5		1	932	2
B30MY6K3		3	10	7
B30MY6K4		2	210A	3
		3	240	1
		5	20	3
B30MY6K5		2	215A	1
		4	35	2
		5	25	1
B30MY6K7		3	235	2
B30NW5K5		7	260	2
		8	210	6
B30NW6K10		4	60	1
		4	195	5
B30NW6K3		1	735	6
		1	962	6
		2	110	8
		2	180	8
		2	255	9
		3	105	14
		3	210	2
		4	10	4
		4	45	23
		4	145	4
		5	45	20
		5	235	8
		5	270	8
B30NW6K4		1	579	18
		1	663	20
		1	730	14
B30NW6K4		1	961N	14
		2	35	4
		3	100	4
		3	175	24
		3	215	4
		4	15	2
		4	50	9
		4	180	1
		5	40	4
		5	185	4
		7	150	18
		8	125	20

71-11-59

ILLUSTRATED PARTS LIST

01.1

Page 1015

Mar 01/03

PART NUMBER	AIRLINE PART NO.	FIG.	ITEM	TTL REQ	
B30NW6K5		1	725	8	
		1	931	2	
		1	961	8	
		2	40	3	
		2	125	4	
		2	185	2	
		2	250	4	
		3	35	2	
		4	65	5	
		4	150	8	
		5	50	4	
		5	190	3	
		5	230	4	
		7	255	1	
	B30NW6K6		2	45	6
			2	115	4
			4	70	2
		4	175	6	
		5	35	6	
		5	175	6	
		7	155A	6	
B30NW6K7		1	577	3	
		1	661	6	
		2	175	4	
		5	265	4	
		7	145	3	
		8	120	6	
	B30NW6K8		2	30	9
		2	195	1	
		2	260	3	
		4	55	2	
		4	140	1	
		4	185	3	

71-11-59

 ILLUSTRATED PARTS LIST
 01.1 Page 1016
 Mar 01/03


BOEING
 COMPONENT
 MAINTENANCE MANUAL

PART NUMBER	AIRLINE PART NO.	FIG.	ITEM	TTL REQ
B30NW6K8		5	55	1
		5	180	9
B30NW6K9		2	190	2
		4	5	6
		5	30	6
B30NW8K6		6	20	2
B30NW8K8		2	25	2
		4	190	2
		5	193	2
CSR904B5-4		1	65	44
		1	70	38
CSR922-6		2	310	9
CSR922-6-5		2	265	1
CSR924-6		4	95	2
F1967-01-3		2	400	2
		2	425	2
F5031-3BAC		1	870	7
		9	70	7
		9	110	7
F51642-3		2	395	2
HL10VAZ5-5		1	932	2
HL10VAZ6-3		3	10	7
HL10VAZ6-4		2	210A	3
		3	240	1
		5	20	3
HL10VAZ6-5		2	215A	1
		4	35	2
		5	25	1
HL10VAZ6-7		3	235	2
HL1012AZ10-10		1	200	2
		3	20	2
HL1012AZ10-6		1	160	3
		1	205	3
HL1012AZ10-7		1	250	4
HL1012AZ10-9		1	155	2
		3	15	2
HL1012AZ12-10		1	245	2
		3	30	2
HL1012AZ5-5		3	145	4
HL1012AZ6-3		4	40	2
		5	5	11
HL1012AZ6-4		2	50	2
		2	120	4
		4	115	1
		5	10	6
		5	145	1

71-11-59

 ILLUSTRATED PARTS LIST
 01.1 Page 1017
 Mar 01/03

PART NUMBER	AIRLINE PART NO.	FIG.	ITEM	TTL REQ
HL1012AZ6-5		3	25	2
		4	110	2
		5	150	2
		7	305	6
		8	250	8
HL1012AZ6-6		1	581	6
		1	666	6
		8	130	6
HL1012AZ6-7		7	355	2
HL1012AZ8-10		1	115	1
HL1012AZ8-11		1	120	2
		3	125	2
HL1012AZ8-7		1	110	3
HL1012AZ8-8		1	250A	4
HL1012AZ8-9		3	120	1
HL1087DUW10		3	45	4
HL1087DUW12		3	55	2
HL1087DUW6		3	50	2
HL1087DUW8		1	260A	4
		3	130	3
HL1087DU5		3	150	4
HL1087DU6		4	80	2
HL1087DU6		4	120	3
HL11VAZ5-5		7	260	2
		8	210	6
HL11VAZ6-10		4	60	1
		4	195	5
HL11VAZ6-3		1	735	6
		1	962	6
		2	110	8
		2	180	8
		2	255	9
		3	105	14
		3	210	2
		4	10	4
		4	45	23
		4	145	4
		5	45	20
5	235	8		
5	270	8		

71-11-59

 ILLUSTRATED PARTS LIST
 01.1 Page 1018
 Mar 01/03


BOEING
 COMPONENT
 MAINTENANCE MANUAL

PART NUMBER	AIRLINE PART NO.	FIG.	ITEM	TTL REQ	
HL11VAZ6-4		1	579	18	
		1	663	20	
		1	730	14	
		1	961N	14	
		2	35	4	
		3	100	4	
		3	175	24	
		3	215	4	
		4	15	2	
		4	50	9	
		4	180	1	
		5	40	4	
		5	185	4	
		7	150	18	
		8	125	20	
	HL11VAZ6-5		1	725	8
			1	931	2
		1	961	8	
		2	40	3	
		2	125	4	
		2	185	2	
		2	250	4	
		3	35	2	
		4	65	5	
		4	150	8	
		5	50	4	
		5	190	3	
		5	230	4	
HL11VAZ6-6		7	255	1	
		2	45	6	
		2	115	4	
		4	70	2	
		4	175	6	
		5	35	6	
		5	175	6	
		7	155A	6	

71-11-59

ILLUSTRATED PARTS LIST

01.1

Page 1019

Mar 01/03

PART NUMBER	AIRLINE PART NO.	FIG.	ITEM	TTL REQ		
HL11VAZ6-7		1	577	3		
		1	661	6		
		2	175	4		
		5	265	4		
		7	145	3		
		8	120	6		
		HL11VAZ6-8		2	30	9
				2	195	1
2	260			3		
4	55			2		
4	140			1		
4	185			3		
5	55			1		
5	180			9		
HL11VAZ6-9		2	190	2		
HL11VAZ6-9		4	5	6		
		5	30	6		
HL11VAZ8-6		6	20	2		
HL11VAZ8-8		2	25	2		
		4	190	2		
		5	193	2		
		1	730	14		
		1	961N	14		
HL11V6-4		2	35	4		
		3	100	4		
		3	175	24		
		3	215	4		
		4	15	2		
		4	50	9		
		4	180	1		
		5	40	4		
		5	185	4		

71-11-59

 ILLUSTRATED PARTS LIST
 01.1 Page 1020
 Mar 01/03


BOEING
 COMPONENT
 MAINTENANCE MANUAL

PART NUMBER	AIRLINE PART NO.	FIG.	ITEM	TTL REQ	
HL11V6-5		1	725	8	
		1	931	2	
		1	961	8	
		2	40	3	
		2	125	4	
		2	185	2	
		2	250	4	
		3	35	2	
		4	65	5	
		4	150	8	
		5	50	4	
		5	190	3	
		5	230	4	
	HL11V6-7		2	175	4
			5	265	4
HL1187-6		7	310A	6	
		7	360A	1	
		8	255	8	
HL1187DUW10		1	165	5	
		1	210	5	
		1	260	4	
		1	255	2	
HL1187DUW12		1	255	2	
HL1187DUW8		1	125	6	
HL1187DU6		2	65	2	
		2	135	4	
		5	60	17	
		5	155	3	
		1	200	2	
HL12VAZ10-10		3	20	2	
		1	160	3	
HL12VAZ10-6		1	205	3	
		1	250	4	
HL12VAZ10-7		1	155	2	
HL12VAZ10-9		3	15	2	
		1	245	2	
HL12VAZ12-10		3	30	2	
		3	145	4	
HL12VAZ5-5		4	40	2	
HL12VAZ6-3		5	5	11	

71-11-59

 ILLUSTRATED PARTS LIST
 01.1 Page 1021
 Mar 01/03

PART NUMBER	AIRLINE PART NO.	FIG.	ITEM	TTL REQ
HL12VAZ6-4		2	50	2
		2	120	4
		4	115	1
		5	10	6
		5	145	1
HL12VAZ6-5		3	25	2
		4	110	2
		5	150	2
		7	305	6
HL12VAZ6-6		8	250	8
		1	581	6
		1	666	6
HL12VAZ6-7		8	130	6
		7	355	2
HL12VAZ8-10		1	115	1
HL12VAZ8-11		1	120	2
		3	125	2
HL12VAZ8-7		1	110	3
HL12VAZ8-8		1	250A	4
HL12VAZ8-9		3	120	1
HL13VAZ8-6		1	900	2
HL13V6		1	900	2
HL70-5		1	932J	2
		7	270	2
		8	215	6
HL79-5		1	932J	2
		7	270	2
		8	215	6
HL79-6		1	586	25
		1	671	30
		2	55	24
		2	130	12
		2	200	13
		2	217	4
		2	275	12
3	40	9		

71-11-59

 ILLUSTRATED PARTS LIST
 01.1 Page 1022
 Mar 01/03


BOEING
 COMPONENT
 MAINTENANCE MANUAL

PART NUMBER	AIRLINE PART NO.	FIG.	ITEM	TTL REQ	
HL79-6		3	245	3	
		4	20	12	
		4	75	33	
		4	155	5	
		4	200	17	
		5	70	43	
		5	210	22	
		5	240	8	
		5	275	8	
		7	165	25	
		7	265	1	
		8	140	30	
	HL79-8		2	60	2
			5	213	2
	HL82-6APBW		1	588	6
			1	673	6
		1	740	28	
		1	931J	2	
		1	962N	28	
		2	140	4	
		2	205	4	
		2	270	4	
		3	110	4	
		3	185	8	
		3	225	4	
		4	90	2	
		4	160	8	
		5	75	2	
		5	245	4	
		5	280	4	
	7	170	6		
	8	145	6		

71-11-59

ILLUSTRATED PARTS LIST

01.1

Page 1023

Mar 01/03

PART NUMBER	AIRLINE PART NO.	FIG.	ITEM	TTL REQ
HL87-6		7	310A	6
		7	360A	1
HL87DUW10		8	255	8
		1	165	5
		1	210	5
HL87DUW12		1	260	4
		1	255	2
HL87DUW8		1	125	6
HL87DU6		2	65	2
		2	135	4
		5	60	17
		5	155	3
		5	115	14
HL97DU6		3	180	16
		3	220	2
		4	85	9
HL97DU8		1	905	2
		6	25	2
HST10AG6-3		5	15	3
HST79-6		5	65	3
HST79CY6		5	65	3
H01-08BAC		1	510	18
		7	75	9
		8	65	9
H01-3BAC		1	480	8
		1	780	31
		7	45	4
H01-4BAC		8	35	4
		1	815	8
		1	820	1
		9	20	9

71-11-59

 ILLUSTRATED PARTS LIST
 01.1 Page 1024
 Mar 01/03


BOEING
 COMPONENT
 MAINTENANCE MANUAL

PART NUMBER	AIRLINE PART NO.	FIG.	ITEM	TTL REQ
H01-6BAC		1	925	1
H10-06BAC		1	540	16
		7	105	8
		8	95	8
H10-3BAC		1	636	1
		1	706	1
		7	230	1
		8	190	1
H2827-17		1	370B	4
H2901-1		1	545A	4
		8	100	2
H31-4BAC		1	400	4
L801-8K6		1	900	2
L802-10K10		1	200	2
		3	20	2
L802-10K6		1	160	3
		1	205	3
L802-10K7		1	250	4
L802-10K9		1	155	2
		3	15	2
L802-12K10		1	245	2
		3	30	2
L802-5K5		3	145	4
L802-6K3		4	40	2
		5	5	11
L802-6K4		2	50	2
		2	120	4
		4	115	1
		5	10	6
		5	145	1
L802-6K5		3	25	2
		4	110	2
		5	150	2
		7	305	6
		8	250	8
L802-6K6		1	581	6
		1	666	6
		8	130	6
L802-6K7		7	355	2
L802-8K10		1	115	1
L802-8K11		1	120	2
		3	125	2
L802-8K7		1	110	3
L802-8K8		1	250A	4
L802-8K9		3	120	1

71-11-59

 ILLUSTRATED PARTS LIST
 01.1 Page 1025
 Mar 01/03

PART NUMBER	AIRLINE PART NO.	FIG.	ITEM	TTL REQ
L803-5K5		7	260	2
		8	210	6
L803-6-4		1	730	14
		1	961N	14
		2	35	4
		3	100	4
		3	175	24
		3	215	4
		4	15	2
		4	50	9
		4	180	1
		5	40	4
		5	185	4
L803-6-5		1	725	8
		1	931	2
		1	961	8
		2	40	3
		2	125	4
		2	185	2
		2	250	4
		3	35	2
		4	65	5
		4	150	8
		5	50	4
		5	190	3
L803-6-5		5	230	4
L803-6-7		2	175	4
		5	265	4
L803-6K10		4	60	1
		4	195	5
L803-6K3		1	735	6
		1	962	6
		2	110	8
		2	180	8
		2	255	9
		3	105	14
		3	210	2
		4	10	4
		4	45	23
		4	145	4
		5	45	20
		5	235	8
		5	270	8

71-11-59

 ILLUSTRATED PARTS LIST
 01.1 Page 1026
 Mar 01/03


BOEING
 COMPONENT
 MAINTENANCE MANUAL

PART NUMBER	AIRLINE PART NO.	FIG.	ITEM	TTL REQ	
L803-6K4		1	579	18	
		1	663	20	
		7	150	18	
		8	125	20	
		7	255	1	
L803-6K5		2	45	6	
L803-6K6		2	115	4	
		4	70	2	
		4	175	6	
		5	35	6	
		5	175	6	
		7	155A	6	
	L803-6K7		1	577	3
			1	661	6
		7	145	3	
		8	120	6	
L803-6K8		2	30	9	
		2	195	1	
		2	260	3	
		4	55	2	
		4	140	1	
		4	185	3	
		5	55	1	
		5	180	9	
	L803-6K9		2	190	2
			4	5	6
		5	30	6	
L803-8K6		6	20	2	
L803-8K8		2	25	2	
		4	190	2	
		5	193	2	

71-11-59

ILLUSTRATED PARTS LIST

01.1

Page 1027

Mar 01/03

PART NUMBER	AIRLINE PART NO.	FIG.	ITEM	TTL REQ
MS16562-10		1	445A	4
		7	15	2
		8	10	2
MS16562-11		1	440	4
MS16562-13		1	445	4
MS16562-9		1	440A	4
		7	10	2
		8	5	2
MS20427M3		1	865	14
		9	65	14
		9	105	14
MS20615-4M4		1	850	12
		9	50	12
MS21042L3		7	350	2
MS21042L4		1	350B	16
MS27253-2		1	950	1
NAS1149D0663J		6	45	1
NAS1804-4		1	350A	16
NAS1805-6		6	40	1
NAS1805-6L		6	40A	1
NAS6703-7		7	345	2
NAS6704-12		1	320B	2
NAS6704-13		1	320	2
NAS6704-15		1	330	2
NAS6704-26		1	325B	2
		1	340	2
NAS6704-27		1	325	2
NAS6704-49		1	340A	2
NAS6704HU2		1	840	6
		9	40	6
		9	80	6

71-11-59

 ILLUSTRATED PARTS LIST
 01.1 Page 1028
 Mar 01/03


BOEING
 COMPONENT
 MAINTENANCE MANUAL

PART NUMBER	AIRLINE PART NO.	FIG.	ITEM	TTL REQ
NS103203S02		1	870	7
		9	70	7
		9	110	7
NS202101-02		1	636	1
		1	706	1
		7	230	1
		8	190	1
NS202101-62		7	105	8
		8	95	8
		1	480	8
NS202101SE02		1	780	31
		7	45	4
		8	35	4
		1	510	18
NS202101SE82		7	75	9
		8	65	9
		1	400	4
		1	130	1
		1	170	1
NS202101S048 P20660		1	215	1
		1	265	1
		1	915	1
		6	35	1
		1	636	1
RMLH9075-3W		1	706	1
		7	230	1
		8	190	1
		1	540	16
RMLH9075-62W		7	105	8
		8	95	8
		1	130	1
		1	170	1
S302T001-300A		1	215	1
		1	265	1
		1	545A	4
		7	110	2
S311T306-2		8	100	2
		1	405A	4
		1	370B	4
S314N102-4				
S314N104-3				

71-11-59

ILLUSTRATED PARTS LIST

01.1

Page 1029

Mar 01/03

PART NUMBER	AIRLINE PART NO.	FIG.	ITEM	TTL REQ
S314T220-14		1	930	1
S314T220-17		1	930A	1
S314T220-18		1	930D	1
		6	50	1
S314T220-3		1	915	1
		6	35	1
S314T222-1		6	50A	1
TL10068-103		1	370B	4
TL10101-104		1	405A	4
TL22013-102		1	545A	4
		7	110	2
		8	100	2
T6C1032JM		1	480	8
T6C1032JM		1	780	31
		7	45	4
		8	35	4
T6C428J		1	400	4
T6C428JM		1	815	8
		1	820	1
		9	20	9
T6C832JM		1	510	18
		7	75	9
		8	65	9
T6S1032J		1	636	1
		1	706	1
		7	230	1
		8	190	1
T6S632J		1	540	16
		7	105	8
		8	95	8
T8093C1032		1	870	7
		9	70	7
		9	110	7
VN152B1-02		1	870	7
		9	70	7
		9	110	7
VN303A02		1	636	1
		1	706	1
		7	230	1
		8	190	1
VN303A62		1	540	16
		7	105	8
		8	95	8

71-11-59

 ILLUSTRATED PARTS LIST
 01.1 Page 1030
 Mar 01/03


BOEING
 COMPONENT
 MAINTENANCE MANUAL

PART NUMBER	AIRLINE PART NO.	FIG.	ITEM	TTL REQ
VN303B048		1	400	4
VN303D02		1	480	8
		1	780	31
		7	45	4
		8	35	4
VN303D048		1	815	8
		1	820	1
		9	20	9
VN303D82		1	510	18
		7	75	9
		8	65	9
VTB04520		1	130	1
		1	170	1
		1	215	1
		1	265	1
101F9201-3		1	870	7
		9	70	7
		9	110	7
101LH9075-4W		1	400	4
102LH9075-6		1	925	1
109LH9075-3W		1	480	8
		1	780	31
		7	45	4
		8	35	4
109LH9075-4W		1	815	8
		1	820	1
		9	20	9
109LH9075-82W		1	510	18
		7	75	9
		8	65	9
314T1230-21		1	641	1
		1	711	1
		7	240	1
		8	200	1
314T1339-1		1	360	2

71-11-59

 ILLUSTRATED PARTS LIST
 01.1 Page 1031
 Mar 01/03

PART NUMBER	AIRLINE PART NO.	FIG.	ITEM	TTL REQ
314T1339-14		1	365B	2
314T1339-4		1	365	2
314T3019-6		1	282A	1
		1	283	1
		1	285	2
314T3019-7		1	282	1
		1	283A	1
314T3210-107		4	25	1
314T3210-114		4	130	1
314T3210-115		5	165	1
314T3210-185		5	100	1
314T3210-203		4	135	1
314T3210-204		5	160	1
314T3210-227		4	30	1
314T3210-228		5	105	1
314T3210-244		5	95	1
314T3210-245		5	85	1
314T3210-260		1	95A	1
		1	97H	1
314T3210-261		1	90	1
		1	97	1
314T3210-264		1	20	6
314T3210-271		1	25	1
314T3210-272		1	60	1
		1	99V	1
314T3210-273		1	35	1
		1	98	1
314T3210-274		1	40	1
		1	98H	1
314T3210-275		1	45	1
		1	98P	1
314T3210-276		1	50	1
		1	98V	1

71-11-59

 ILLUSTRATED PARTS LIST
 01.1 Page 1032
 Mar 01/03


BOEING
 COMPONENT
 MAINTENANCE MANUAL

PART NUMBER	AIRLINE PART NO.	FIG.	ITEM	TTL REQ
314T3210-289		2	17	1
314T3210-290		2	18	1
314T3210-47		3	255	1
314T3210-48		3	260	1
314T3210-50		1	230	1
		1	232	1
314T3210-57		2	15	1
314T3210-59		1	280	1
		1	281	1
314T3210-66		3	250	1
314T3210-80		1	20A	6
314T3210-81		1	25A	1
314T3210-82		1	185	1
		1	187	1
314T3210-83		1	142	1
314T3210-85		3	230	1
314T3210-96		1	375	4
		1	377	3
314T3212-10		1	880	1
314T3212-11		6	1A	RF
314T3212-12		6	5	RF
314T3212-13		6	1B	RF
314T3212-14		6	5A	RF
314T3212-15		6	1C	RF
314T3212-16		6	5B	RF
314T3212-17		6	1D	RF
314T3212-18		6	5C	RF
314T3212-19		6	1E	RF
314T3212-20		6	5D	RF
314T3212-21		6	1F	RF
314T3212-22		6	5E	RF
314T3212-23		6	1G	RF
314T3212-24		6	5F	RF
314T3212-25		6	1H	RF
314T3212-26		6	5G	RF
314T3212-27		6	1J	RF

71-11-59

 ILLUSTRATED PARTS LIST
 01.1 Page 1033
 Mar 01/03

PART NUMBER	AIRLINE PART NO.	FIG.	ITEM	TTL REQ
314T3212-28		6	5H	RF
314T3212-29		6	1K	RF
314T3212-30		6	5J	RF
314T3212-31		6	1L	RF
314T3212-32		6	5K	RF
314T3212-33		6	1M	RF
314T3212-34		6	5L	RF
314T3212-35		6	1N	RF
314T3212-36		6	5M	RF
314T3212-5003		1	895A	1
314T3212-5004		1	895B	1
314T3212-5005		1	895C	1
314T3212-9		1	875	1
314T3213-11		1	235	1
314T3213-12		1	240	1
314T3213-13		1	270	1
314T3213-14		1	275	1
314T3213-21		1	235B	1
314T3213-22		1	240B	1
314T3213-23		1	270A	1
314T3213-24		1	275A	1
314T3214-11		1	190	1
314T3214-12		1	195	1
314T3214-15		1	220	1
314T3214-16		1	225	1
314T3214-21		1	190B	1
314T3214-22		1	195B	1
314T3214-23		1	220A	1
314T3214-24		1	225A	1
314T3215-1		1	145	1
314T3215-15		1	145B	1
314T3215-16		1	150B	1
314T3215-17		1	175A	1
314T3215-18		1	180A	1
314T3215-2		1	150	1
314T3215-3		1	175	1
314T3215-4		1	180	1
314T3216-1		1	100	1
314T3216-11		1	100B	1
314T3216-12		1	105B	1
314T3216-13		1	135A	1
314T3216-14		1	140A	1
314T3216-2		1	105	1
314T3216-3		1	135	1
314T3216-4		1	140	1

71-11-59

 ILLUSTRATED PARTS LIST
 01.1 Page 1034
 Mar 01/03


BOEING
 COMPONENT
 MAINTENANCE MANUAL

PART NUMBER	AIRLINE PART NO.	FIG.	ITEM	TTL REQ
314T3220-10		2	105	1
		5	225	1
314T3220-11		5	255A	1
314T3220-12		5	225A	1
314T3220-8		2	150	1
		5	255	1
314T3221-12		2	170	1
		5	260	1
314T3221-13		5	290A	1
314T3221-14		5	260A	1
314T3221-8		2	230	1
		5	290	1
314T3222-17		2	295	1
314T3222-25		2	245	1
314T3222-26		2	245A	1
314T3222-27		2	290A	2
314T3222-28		2	245C	1
314T3222-29		2	295C	1
314T3224-10		4	170	1
314T3224-11		4	170A	1
314T3225-2		4	165	1
314T3225-5		4	165A	1
314T3230-10		1	520	4
		7	85	2
		8	75	2
314T3230-101		7	1A	RF
314T3230-102		7	5	RF
314T3230-103		8	1A	RF
314T3230-105		7	1B	RF
314T3230-106		7	5A	RF
314T3230-107		7	1C	RF
314T3230-108		7	5B	RF

71-11-59

 ILLUSTRATED PARTS LIST
 01.1 Page 1035
 Mar 01/03

PART NUMBER	AIRLINE PART NO.	FIG.	ITEM	TTL REQ
314T3230-109		7	1D	RF
314T3230-110		7	5C	RF
314T3230-111		7	1E	RF
314T3230-112		7	5D	RF
314T3230-113		7	1F	RF
314T3230-114		7	5E	RF
314T3230-115		7	1G	RF
314T3230-116		7	5F	RF
314T3230-117		8	1B	RF
314T3230-118		8	1C	RF
314T3230-119		8	1D	RF
314T3230-120		8	1E	RF
314T3230-121		8	1F	RF
314T3230-122		8	1G	RF
314T3230-123		8	1H	RF
314T3230-124		8	1J	RF
314T3230-125		8	1K	RF
314T3230-126		8	1L	RF
314T3230-127		8	1M	RF
314T3230-128		8	1N	RF
314T3230-131		7	1H	RF
314T3230-132		7	5G	RF
314T3230-133		7	1J	RF
314T3230-134		7	5H	RF
314T3230-135		8	1P	RF
314T3230-136		8	1Q	RF
314T3230-137		8	1R	RF
314T3230-138		8	1S	RF
314T3230-139		7	1K	RF
314T3230-140		7	5J	RF
314T3230-141		7	1L	RF
314T3230-142		7	5K	RF
314T3230-143		7	1M	RF
314T3230-144		7	5L	RF
314T3230-145		7	1N	RF

71-11-59

 ILLUSTRATED PARTS LIST
 01.1 Page 1036
 Mar 01/03


BOEING
 COMPONENT
 MAINTENANCE MANUAL

PART NUMBER	AIRLINE PART NO.	FIG.	ITEM	TTL REQ
314T3230-146		7	5M	RF
314T3230-147		8	1T	RF
314T3230-148		8	1U	RF
314T3230-149		8	1V	RF
314T3230-150		8	1W	RF
314T3230-151		8	1X	RF
314T3230-152		8	1Y	RF
314T3230-153		8	1Z	RF
314T3230-154		8	2	RF
314T3230-24		1	575	4
		7	140	2
		8	115	2
314T3230-36		1	515	2
		7	80	1
		8	70	1
314T3230-43		1	621	1
		1	693	1
314T3230-44		1	601	1
		1	683	1
		7	195	1
		8	165	1
314T3230-49		7	320	1
		8	270	1
314T3230-5		7	380	2
		8	285	2
314T3230-50		7	315	1
		7	370	1
		8	260	1
314T3230-5001		1	606	1
314T3230-5003		1	608	1
		1	686	1
314T3230-5004		1	608A	1
		1	686A	1
314T3230-51		7	365	1
314T3230-52		1	611	1
314T3230-53		1	613	1
		1	688	1
314T3230-54		1	593	1
		1	678	1
		7	180	1

71-11-59

 ILLUSTRATED PARTS LIST
 01.1 Page 1037
 Mar 01/03

PART NUMBER	AIRLINE PART NO.	FIG.	ITEM	TTL REQ
314T3230-54		8	155	1
314T3230-55		1	485	4
		7	50	2
		8	40	2
314T3230-58		1	455	1
		1	460	1
		7	25	1
		8	15	1
314T3230-60		1	618	1
314T3230-61		7	330	1
		7	335	1
		8	275	1
314T3230-62		7	325	1
		7	340	1
		8	265	1
314T3230-63		7	295	1
		8	240	1
314T3230-64		7	300	1
		8	245	1
314T3230-71		1	425	1
314T3230-72		1	430	1
314T3230-73		1	435	1
314T3230-76		1	596	1
		7	185	1
314T3230-77		1	603	1
		7	200	1
314T3230-8		1	550	4
		7	115	2
		8	105	2
314T3230-82		1	555A	1
		7	125	1
314T3230-86		1	450A	1
		7	20	1
314T3230-87		1	623	1
		7	205	1
314T3230-88		1	643	1
		7	245	1
314T3230-89		1	626	1
		1	696	1
		7	210	1
		8	170	1
314T3230-9		1	525	2
		7	90	1
		8	80	1

71-11-59

 ILLUSTRATED PARTS LIST
 01.1 Page 1038
 Mar 01/03


BOEING
 COMPONENT
 MAINTENANCE MANUAL

PART NUMBER	AIRLINE PART NO.	FIG.	ITEM	TTL REQ
314T3230-90		1	646	1
314T3230-90		1	713	1
		7	250	1
		8	205	1
314T3230-98		7	25A	1
		8	15A	1
314T3230-99		7	20A	1
314T3231-1		1	495	4
		7	60	2
		8	50	2
314T3233-5		3	200	1
314T3233-6		3	205	1
314T3233-7		3	190	1
314T3233-8		3	195	1
314T3234-1		1	860A	1
		9	60A	1
		9	100A	1
314T3234-21		1	860	1
		9	60	1
		9	100	1
314T3234-27		1	860C	1
314T3236-2		1	565	1
		1	570	1
		7	135	1
		8	110	1
314T3236-3		1	565A	1
		1	570A	1
		7	135A	1
		8	110A	1
314T3236-4		1	560	1
		7	130	1

71-11-59

ILLUSTRATED PARTS LIST

01.1 Page 1039

Mar 01/03

PART NUMBER	AIRLINE PART NO.	FIG.	ITEM	TTL REQ
314T3236-6		1	560A	1
		7	130A	1
314T3236-8		7	130B	1
314T3237-20		1	723	1
314T3237-21		1	750A	1
314T3237-23		1	748	1
314T3237-25		1	723B	1
314T3237-26		1	750C	1
314T3237-27		1	748B	1
314T3242-1		1	830	1
		9	30	1
314T3242-5		1	830A	1
314T3247-5		1	892	1
		6	15	1
314T3247-6		1	890	1
		6	10	1
314T3250-105		3	170	1
314T3250-127		3	80	1
314T3250-148		3	85	1
314T3250-150		1	355	2
314T3250-190		1	355A	2
314T3250-46		5	80	1
314T3250-49		4	100	1
314T3250-50		5	90	1
314T3250-61		3	90	1
314T3250-62		3	95	1
314T3250-82		3	165	1
314T3250-85		3	155	1
314T3250-86		3	160	1
314T3253-11		2	375A	1
314T3253-16		2	380B	1

71-11-59

 ILLUSTRATED PARTS LIST
 01.1 Page 1040
 Mar 01/03


BOEING
 COMPONENT
 MAINTENANCE MANUAL

PART NUMBER	AIRLINE PART NO.	FIG.	ITEM	TTL REQ
314T3253-17		2	375C	1
314T3253-19		2	375D	1
314T3253-23		2	375F	1
314T3253-24		2	380C	1
314T3253-25		2	375G	1
314T3253-26		2	380D	1
314T3253-27		2	375H	1
314T3253-28		2	380E	1
314T3253-29		2	375J	1
314T3253-30		2	380F	1
314T3253-31		2	375K	1
314T3253-32		2	380G	1
314T3253-33		2	375L	1
314T3253-34		2	380H	1
314T3253-35		2	375M	1
314T3253-36		2	380J	1
314T3253-8		2	380A	1
314T3254-11		2	440C	1
314T3254-12		2	445B	1
314T3254-13		2	440D	1
314T3254-14		2	445C	1
314T3254-15		2	440E	1
314T3254-16		2	445D	1
314T3254-17		2	440F	1
314T3254-18		2	445E	1
314T3254-19		2	440G	1
314T3254-2		2	445	1
314T3254-20		2	445F	1
314T3254-21		2	440H	1
314T3254-22		2	445G	1
314T3254-4		2	455	1
314T3254-5		2	440	1
314T3254-6		2	450	1
314T3254-7		2	450A	1
314T3254-9		2	440A	1
314T3255-1		2	460	1
314T3255-10		2	480A	1
314T3255-11		2	460B	1
314T3255-13		2	470B	1
314T3255-14		2	465B	1
314T3255-15		2	460C	1
314T3255-17		2	460F	1
314T3255-18		2	475C	1
314T3255-19		2	460G	1
314T3255-2		2	475	1

71-11-59

ILLUSTRATED PARTS LIST

01.1

Page 1041

Mar 01/03

PART NUMBER	AIRLINE PART NO.	FIG.	ITEM	TTL REQ
314T3255-20		2	475D	1
314T3255-21		2	460H	1
314T3255-22		2	475E	1
314T3255-23		2	460J	1
314T3255-24		2	475F	1
314T3255-25		2	460K	1
314T3255-26		2	475G	1
314T3255-27		2	460L	1
314T3255-28		2	475H	1
314T3255-3		2	470	1
314T3255-4		2	480	1
314T3255-5		2	465	1
314T3255-7		2	460A	1
314T3255-8		2	475A	1
314T3255-9		2	470A	1
314T3261-4		2	75	1
314T3261-5		2	20	1
314T3265-3		4	205	1
314T3276-3		3	135	1
314T3276-4		3	140	1
314T3282-10		2	20C	1
		5	170	1
314T3282-11		2	75C	1
		5	220	1
314T3282-12		2	75D	1
		5	220A	1
314T3282-6		2	75A	1
314T3282-8		2	20A	1
314T3282-9		2	75B	1
314T3284-7		4	205A	1
314T3801-11		9	1E	RF
314T3801-13		9	1F	RF
314T3801-15		9	1G	RF
314T3801-17		9	1H	RF
314T3801-21		9	1J	RF
314T3801-23		9	1K	RF
314T3801-25		9	1L	RF
314T3801-27		9	1M	RF
314T3801-29		9	1N	RF
314T3801-3		1	755	1
314T3801-31		9	1P	RF
314T3801-4		9	1A	RF
314T3801-5		9	75	1
314T3801-5001		1	785	1
314T3801-5003		1	785A	1
314T3801-6		9	1B	RF

71-11-59

 ILLUSTRATED PARTS LIST
 01.1 Page 1042
 Mar 01/03


BOEING
 COMPONENT
 MAINTENANCE MANUAL

PART NUMBER	AIRLINE PART NO.	FIG.	ITEM	TTL REQ
314T3801-7		9	1C	RF
314T3801-9		9	1D	RF
314T3803-12		9	95	1
314T3803-7		1	835	1
		9	35	1
314T3804-1		1	855	6
		9	55	6
		9	90	6
314T3811-3		1	825	1
		9	25	1
314T3811-4		9	25A	1
314T4005-10		1	934	1
314T4005-11		1	933A	1
314T4005-12		1	934A	1
314T4005-13		1	933B	1
314T4005-14		1	934B	1
314T4005-15		1	933C	1
314T4005-16		1	934C	1
314T4005-9		1	933	1
314T4210-10		2	95	1
314T4210-101		1	6	1
		2	17B	1
314T4210-102		1	7	1
		2	18B	1
314T4210-103		1	935B	1
		2	1B	RF
314T4210-104		1	940B	1
		2	5B	RF
314T4210-105		1	1G	RF
314T4210-106		1	5G	RF
314T4210-107		1	1H	RF

71-11-59

 ILLUSTRATED PARTS LIST
 01.1 Page 1043
 Mar 01/03

PART NUMBER	AIRLINE PART NO.	FIG.	ITEM	TTL REQ
314T4210-108		1	5H	RF
314T4210-109		1	1J	RF
314T4210-11		2	100	1
314T4210-110		1	5J	RF
314T4210-111		1	1K	RF
314T4210-112		1	5K	RF
314T4210-113		1	1L	RF
314T4210-114		1	5L	RF
314T4210-115		1	1M	RF
314T4210-116		1	5M	RF
314T4210-129		1	1N	RF
314T4210-130		1	5N	RF
314T4210-131		1	1P	RF
314T4210-132		1	5P	RF
314T4210-133		1	1Q	RF
314T4210-134		1	5Q	RF
314T4210-135		1	1R	RF
314T4210-136		1	5R	RF
314T4210-137		1	1S	RF
314T4210-138		1	5S	RF
314T4210-139		1	1T	RF
314T4210-140		1	5T	RF
314T4210-15		1	80	1
314T4210-16		1	85	1
314T4210-2		1	5	RF
314T4210-201		1	1E	RF
314T4210-202		1	5E	RF
314T4210-205		1	1F	RF
314T4210-206		1	5F	RF
314T4210-209		1	281H	1
		3	1A	RF

71-11-59

 ILLUSTRATED PARTS LIST
 01.1 Page 1044
 Mar 01/03


BOEING
 COMPONENT
 MAINTENANCE MANUAL

PART NUMBER	AIRLINE PART NO.	FIG.	ITEM	TTL REQ
314T4210-210		1	281T	1
		3	5	RF
314T4210-211		1	379	1
		4	1A	RF
314T4210-212		1	423	1
		5	1A	RF
314T4210-213		1	96	1
314T4210-217		1	1U	RF
314T4210-24		1	15A	1
314T4210-33		1	935	1
		2	1	RF
314T4210-35		1	1	RF
314T4210-40		1	940	1
		2	5	RF
314T4210-41		1	297	1
314T4210-43		1	1A	RF
314T4210-44		1	5A	RF
314T4210-48		1	960	1
314T4210-49		1	969	1
314T4210-52		1	966	1
314T4210-57		4	105	1
314T4210-59		1	1B	RF
314T4210-60		1	5B	RF
314T4210-61		1	935A	1
		2	1A	RF
314T4210-62		1	940A	1
		2	5A	RF
314T4210-65		1	1C	RF
314T4210-66		1	5C	RF
314T4210-71		1	378	1
314T4210-75		1	55B	6
		1	99H	6
314T4210-77		1	1D	RF
314T4210-78		1	5D	RF
314T4210-79		1	15B	1
		1	97P	1
314T4210-8		2	305	1
314T4210-80		1	99	6
314T4210-81		1	99P	1
314T4210-88		1	232A	1
314T4210-89		1	281B	1
314T4210-90		1	187A	1

71-11-59

 ILLUSTRATED PARTS LIST
 01.1 Page 1045
 Mar 01/03

PART NUMBER	AIRLINE PART NO.	FIG.	ITEM	TTL REQ
314T4210-91		1	142B	1
314T4211-2		2	490	1
314T4211-9		2	485	1
314T4252-1		2	320	1
314T4252-10		2	350	1
314T4252-11		2	355	1
314T4252-12		2	360	1
314T4252-13		2	365	1
314T4252-14		2	370	1
314T4252-2		2	325	1
314T4252-23		2	335A	1
314T4252-24		2	340A	1
314T4252-29		2	320A	1
314T4252-30		2	325A	1
314T4252-31		2	320B	1
314T4252-32		2	325B	1
314T4252-35		2	320C	1
314T4252-36		2	325C	1
314T4252-37		2	320D	1
314T4252-38		2	325D	1
314T4252-39		2	320E	1
314T4252-40		2	325E	1
314T4252-41		2	320F	1
314T4252-42		2	325F	1
314T4252-43		2	320G	1
314T4252-44		2	325G	1
314T4252-45		2	320H	1
314T4252-46		2	325H	1
314T4252-7		2	335	1
314T4252-8		2	340	1
314T4252-9		2	345	1
314T4256-1		2	405	1
314T4256-11		2	405A	1
314T4256-12		2	410A	1
314T4256-13		2	405C	1
314T4256-14		2	410C	1
314T4256-15		2	405D	1
314T4256-16		2	410D	1
314T4256-17		2	405E	1
314T4256-18		2	410E	1
314T4256-19		2	405F	1
314T4256-2		2	410	1
314T4256-20		2	410F	1
314T4256-21		2	405G	1
314T4256-22		2	410G	1

71-11-59

 ILLUSTRATED PARTS LIST
 01.1 Page 1046
 Mar 01/03


BOEING
 COMPONENT
 MAINTENANCE MANUAL

PART NUMBER	AIRLINE PART NO.	FIG.	ITEM	TTL REQ
314T4256-23		2	405H	1
314T4256-24		2	410H	1
315T1448-2		1	385	2
		1	390	1
315T1448-5		1	380	1
315T1448-7		1	390A	1
315T3605-4		1	910	2
		6	30	2
55395-14		1	930	1
55395-3		1	915	1
		6	35	1
66014-5		1	932J	2
		7	270	2
		8	215	6
66014-6		1	586	25
		1	671	30
		2	55	24
		2	130	12
		2	200	13
		2	217	4
		2	275	12
		3	40	9
		3	245	3
		4	20	12
		4	75	33
		4	155	5
		4	200	17
		5	70	43
		5	210	22
		5	240	8
		5	275	8
		7	165	25

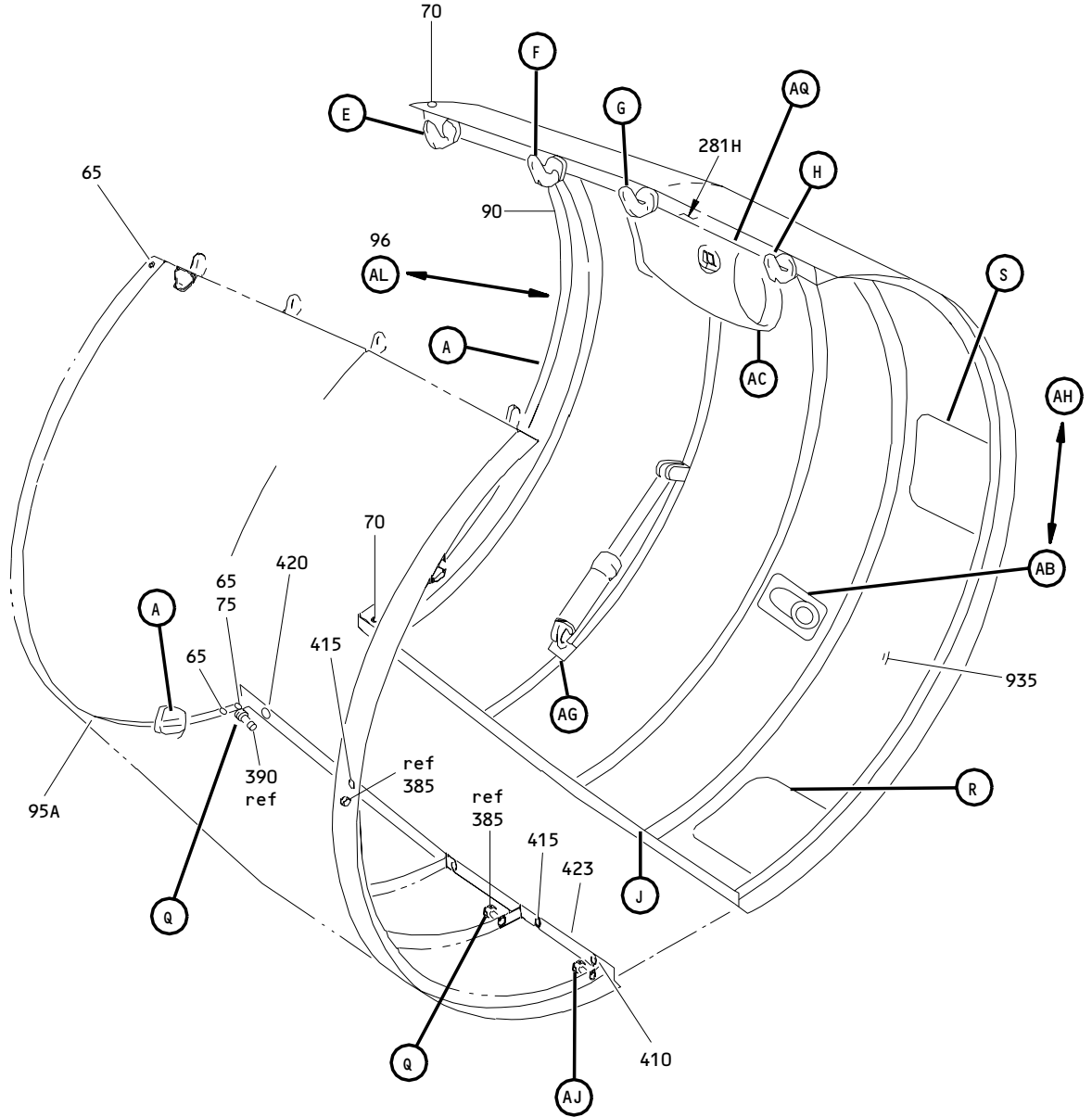
71-11-59

 ILLUSTRATED PARTS LIST
 01.1 Page 1047
 Mar 01/03

PART NUMBER	AIRLINE PART NO.	FIG.	ITEM	TTL REQ
66014-6		7	265	1
		8	140	30
66014-8		2	60	2
		5	213	2
		2	315	1
69B90687-503 9NS202101SE048		1	815	8
		1	820	1
		9	20	9
9409-13		1	370B	4
		1	545A	4
9488-13		7	110	2
		8	100	2
		1	636	1
96-02		1	706	1
		7	230	1
		8	190	1
96-62		1	540	16
		7	105	8
		8	95	8
97-048		1	400	4
		1	480	8
97E02		1	780	31
		7	45	4
		8	35	4
97E064		1	925	1
		1	815	8
97E48		1	820	1
		9	20	9
		1	510	18
97E82		7	75	9
		8	65	9

71-11-59

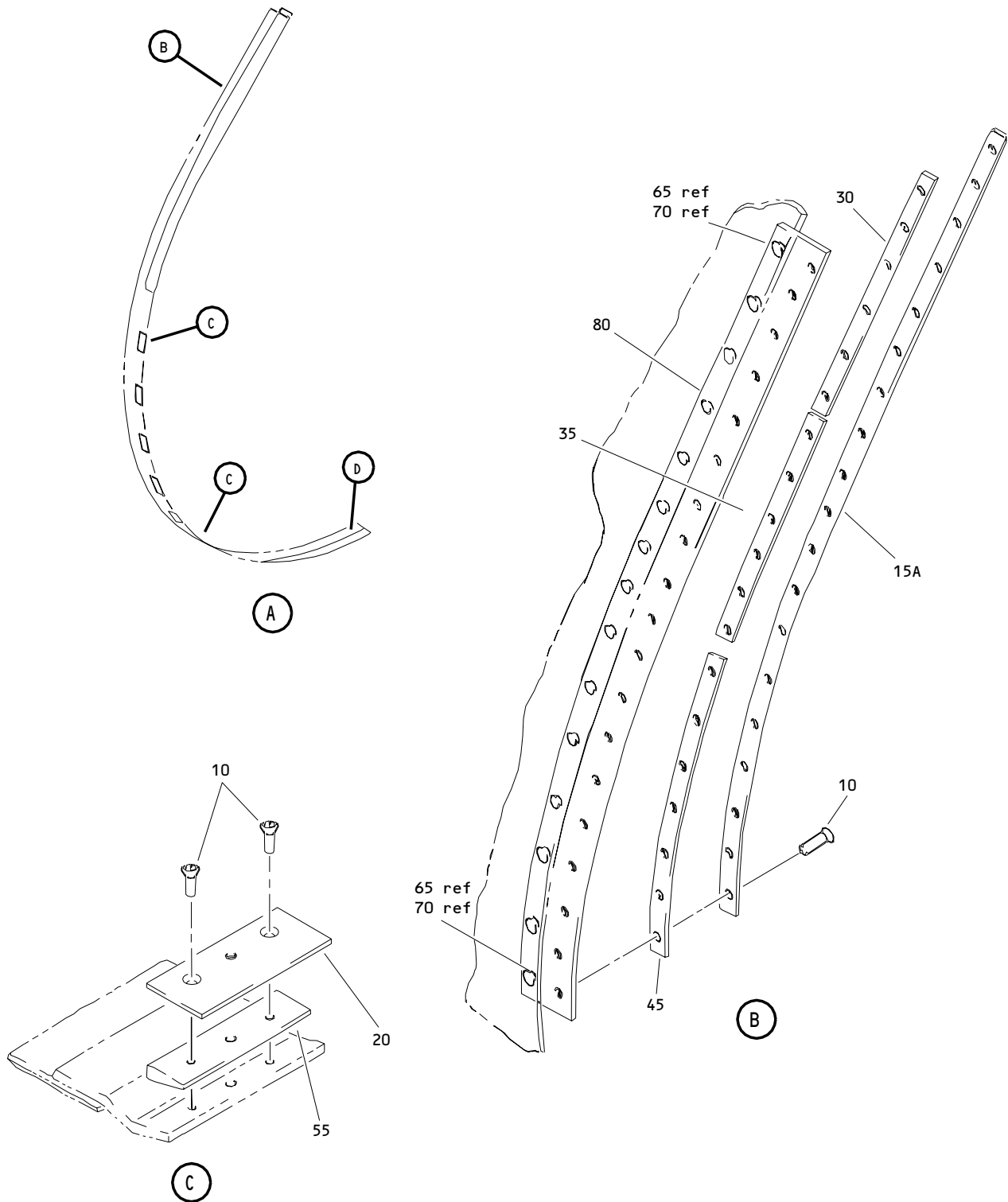
 ILLUSTRATED PARTS LIST
 01.1 Page 1048
 Mar 01/03



Core Cowl Assembly - (With Oil Breather)
Figure 1 (Sheet 1)

71-11-59

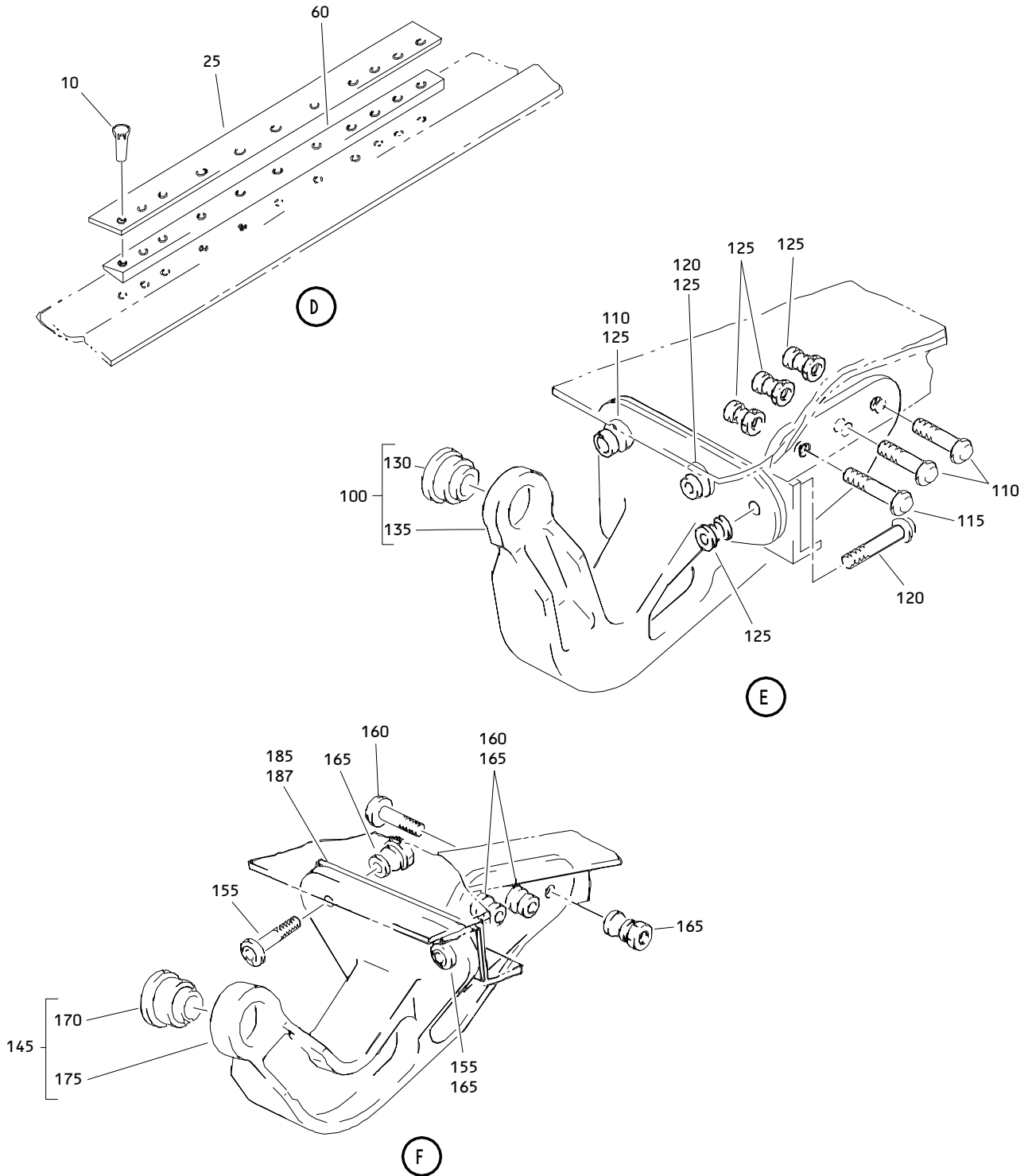
ILLUSTRATED PARTS LIST
01.1 Page 1049
Mar 01/03



Core Cowl Assembly - (With Oil Breather)
 Figure 1 (Sheet 2)

71-11-59

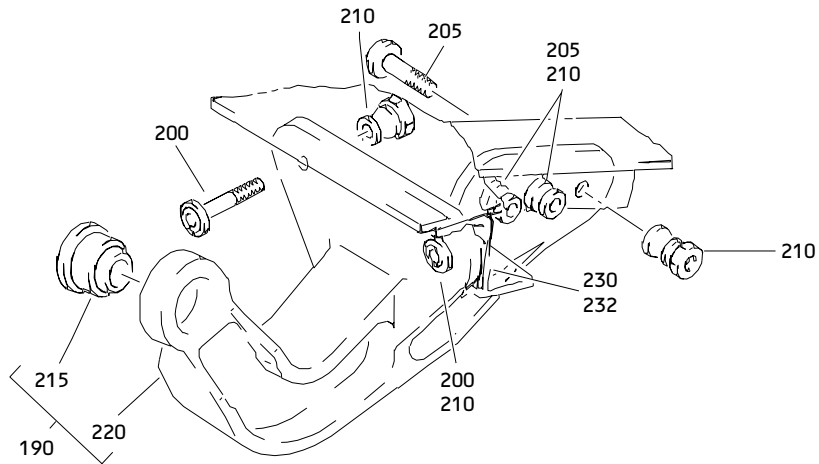
ILLUSTRATED PARTS LIST
 01.1 Page 1050
 Mar 01/03



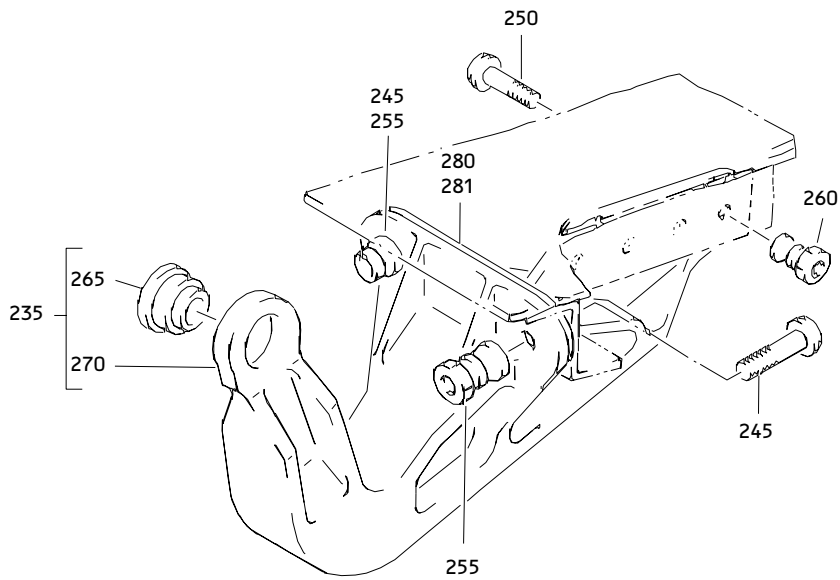
Core Cowl Assembly - (With Oil Breather)
 Figure 1 (Sheet 3)

71-11-59

ILLUSTRATED PARTS LIST
 01.1 Page 1051
 Mar 01/03



(G)

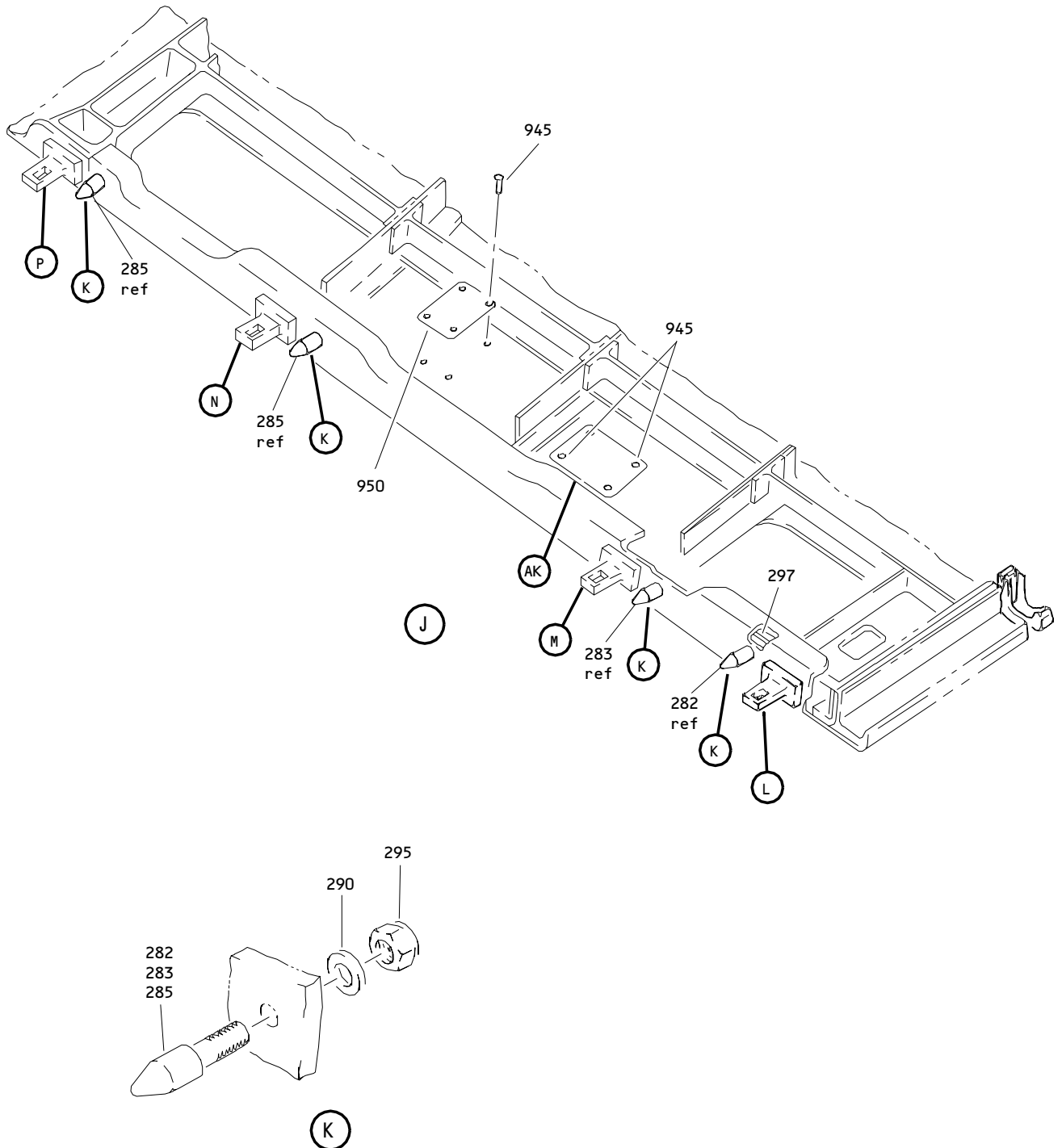


(H)

Core Cowl Assembly - (With Oil Breather)
 Figure 1 (Sheet 4)

71-11-59

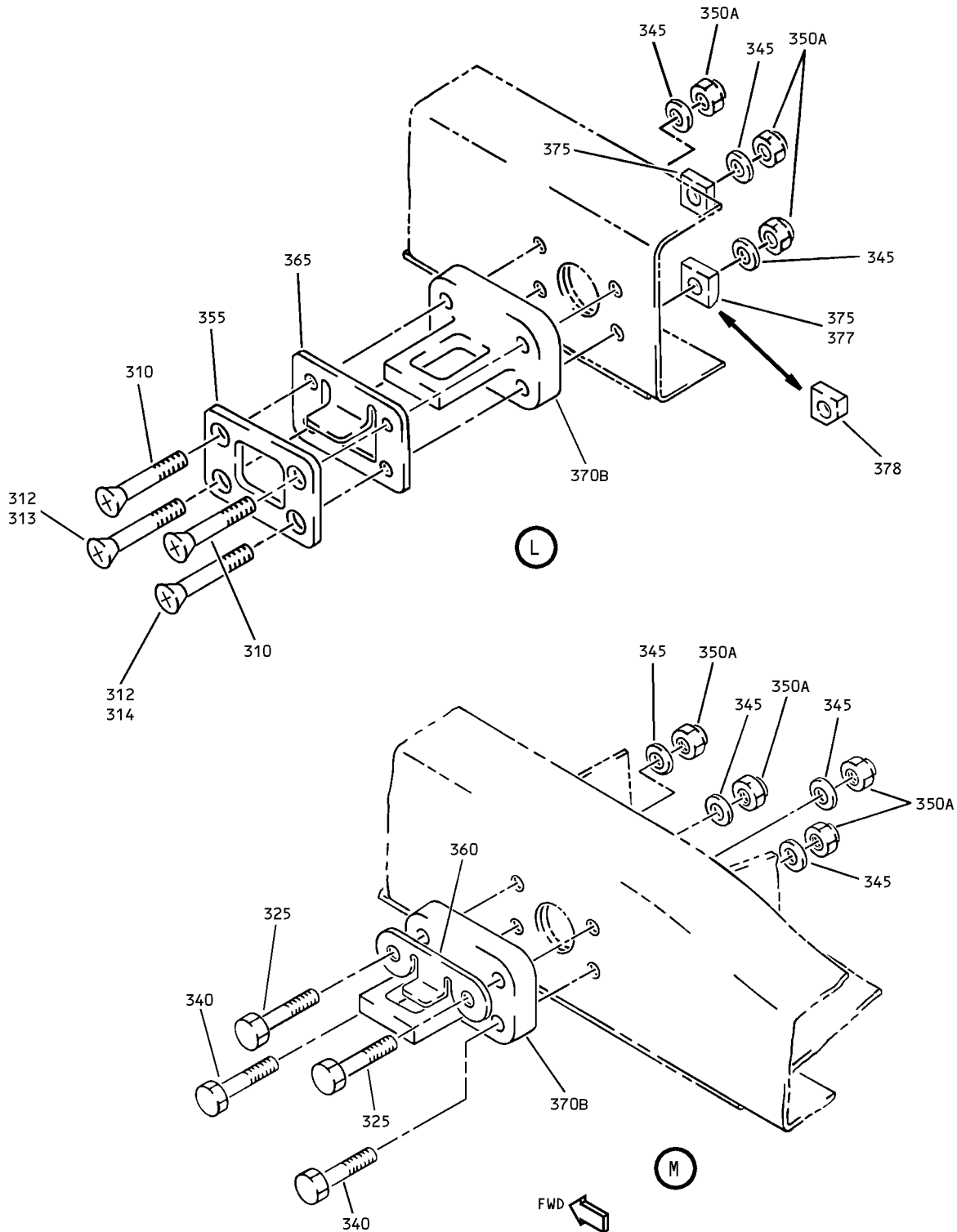
ILLUSTRATED PARTS LIST
 01.1 Page 1052
 Mar 01/03



Core Cowl Assembly - (With Oil Breather)
Figure 1 (Sheet 5)

71-11-59

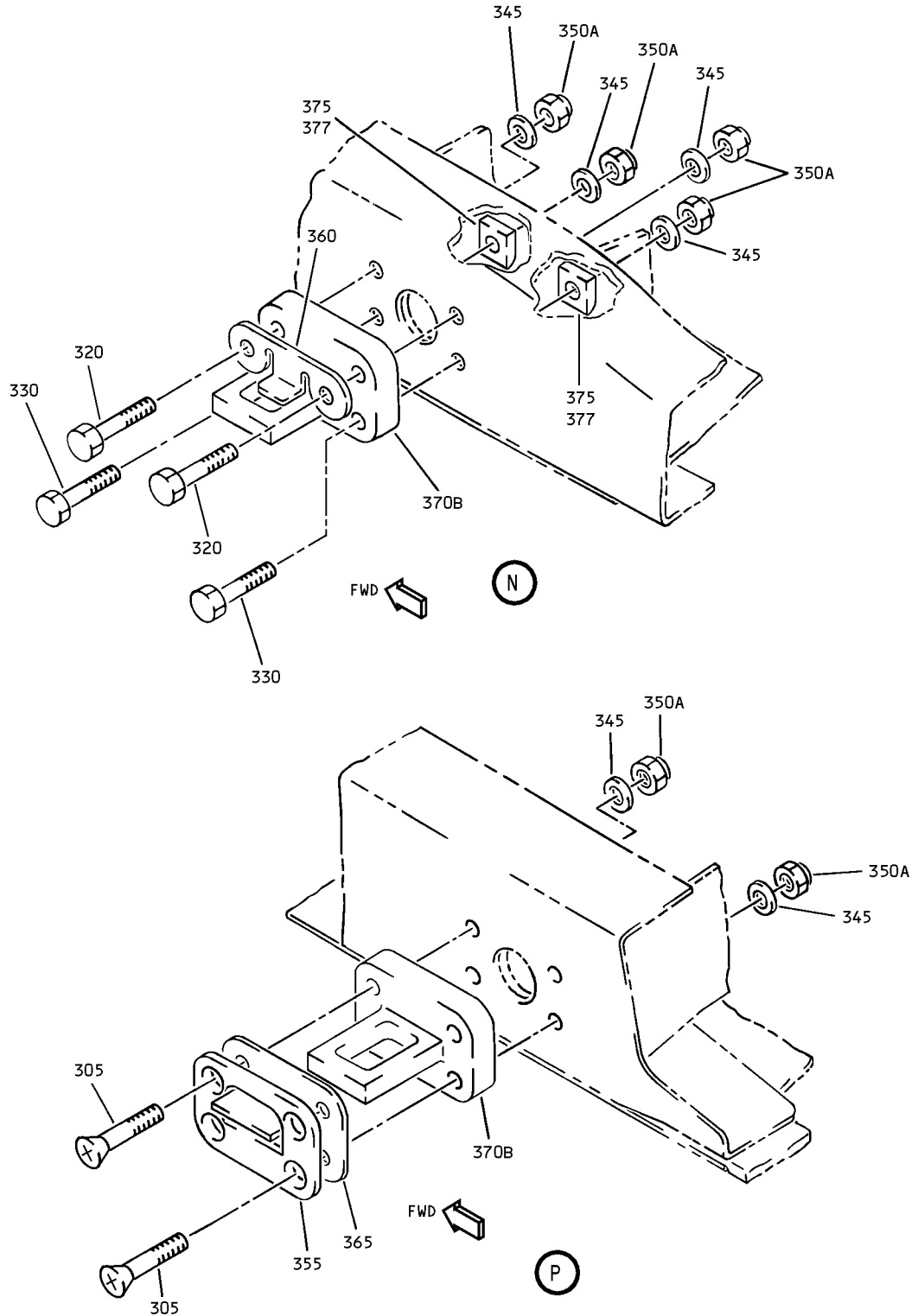
ILLUSTRATED PARTS LIST
01.1 Page 1053
Mar 01/03



Core Cowl Assembly - (With Oil Breather)
 Figure 1 (Sheet 6)

71-11-59

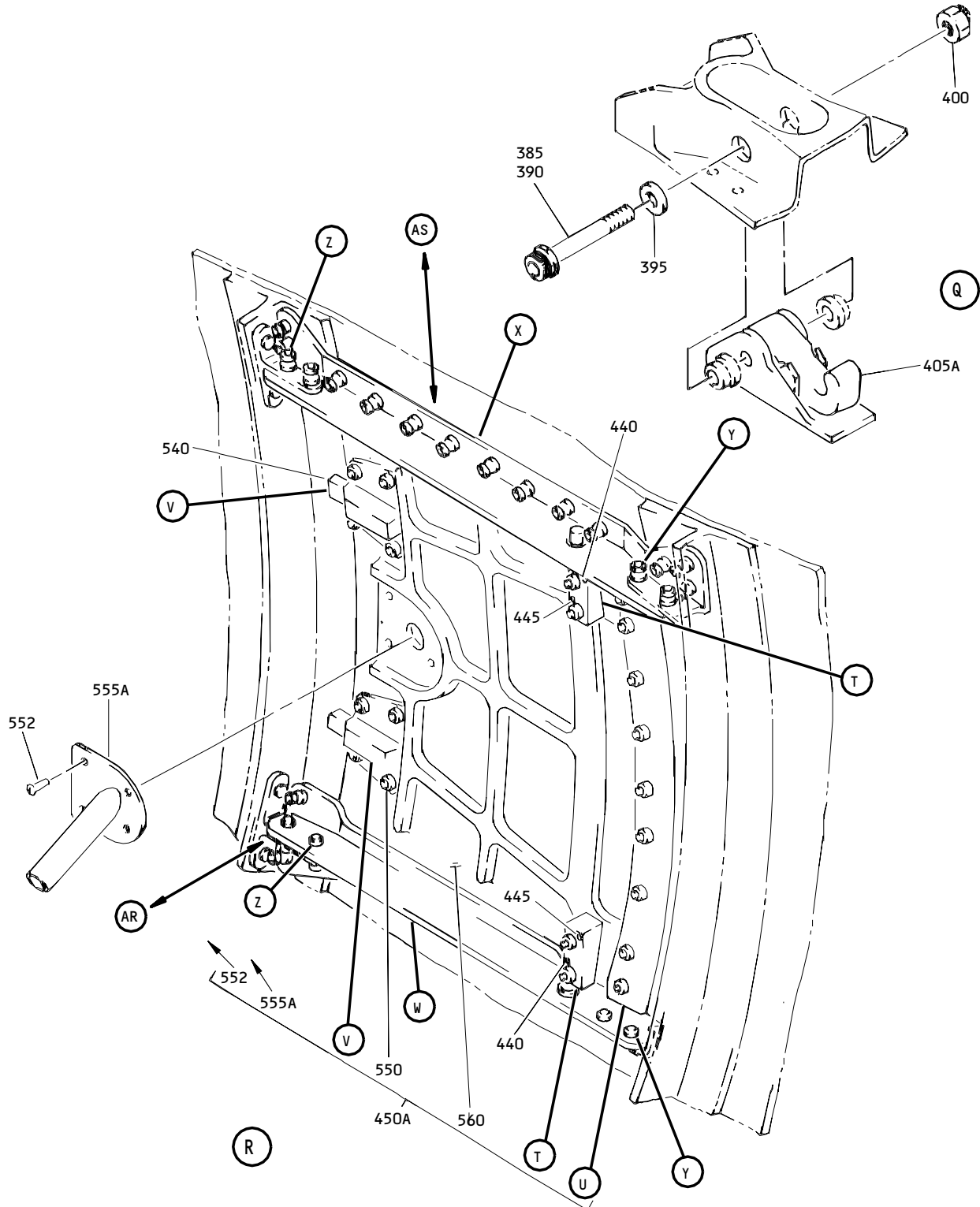
ILLUSTRATED PARTS LIST
 01.1 Page 1054
 Mar 01/03



Core Cowl Assembly - (With Oil Breather)
 Figure 1 (Sheet 7)

71-11-59

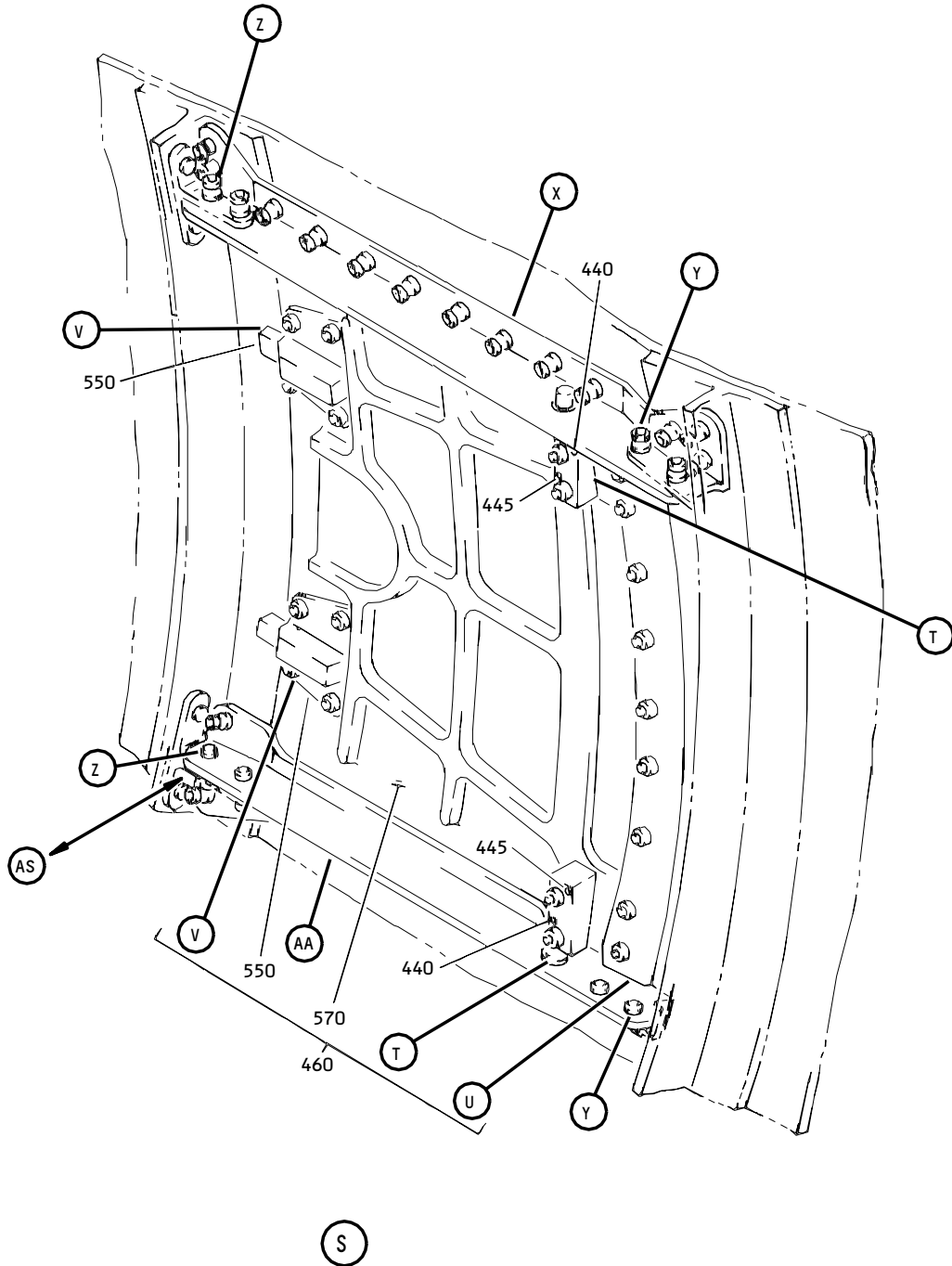
ILLUSTRATED PARTS LIST
 01.1 Page 1055
 Mar 01/03



Core Cowl Assembly - (With Oil Breather)
 Figure 1 (Sheet 8)

71-11-59

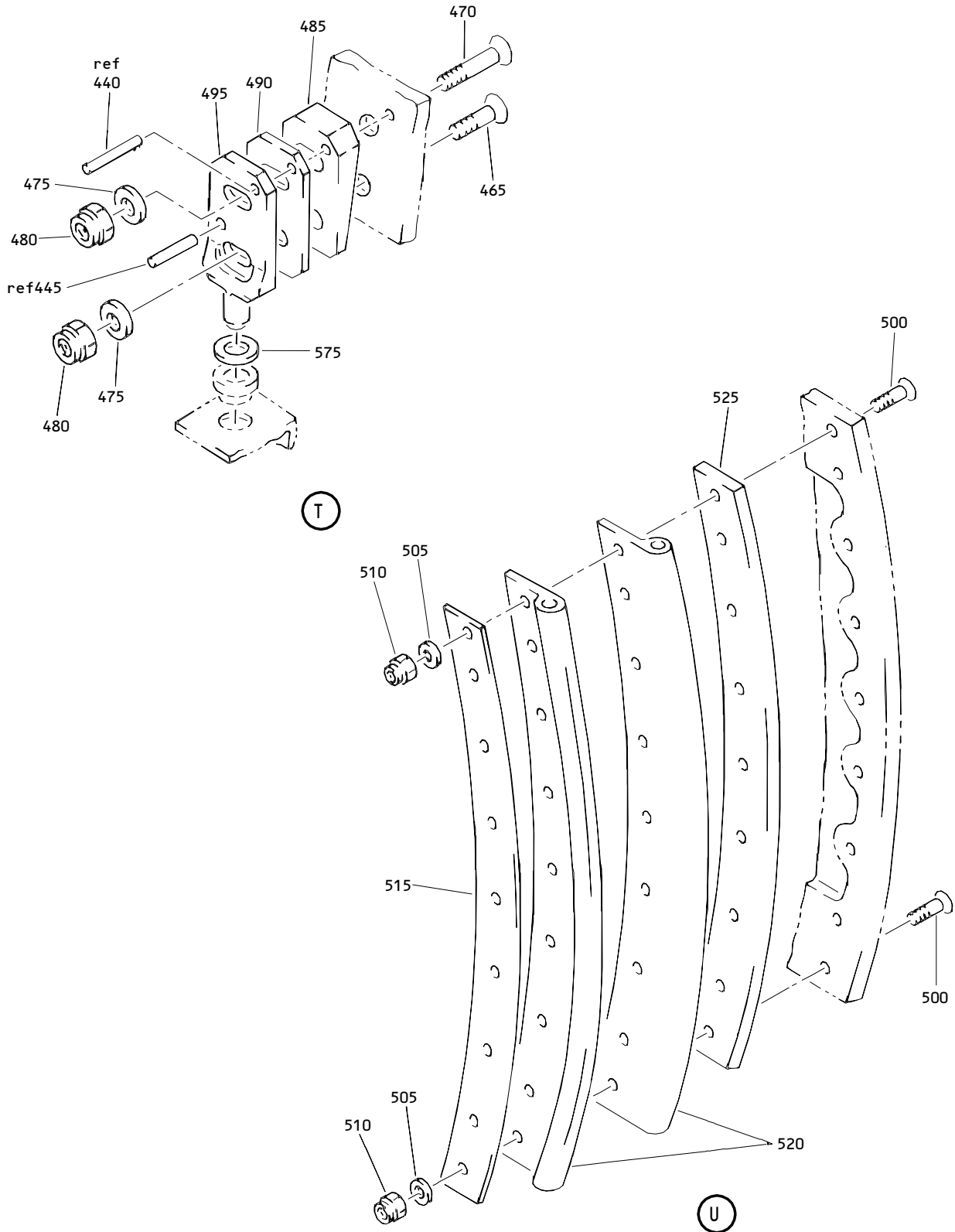
ILLUSTRATED PARTS LIST
 01.1 Page 1056
 Mar 01/03



Core Cowl Assembly - (With Oil Breather)
Figure 1 (Sheet 9)

71-11-59

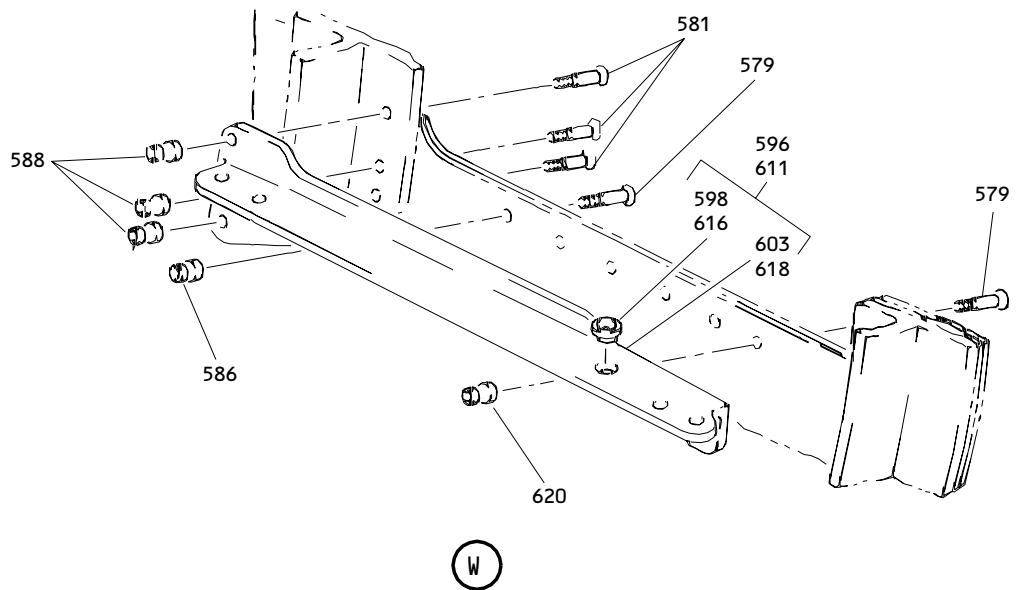
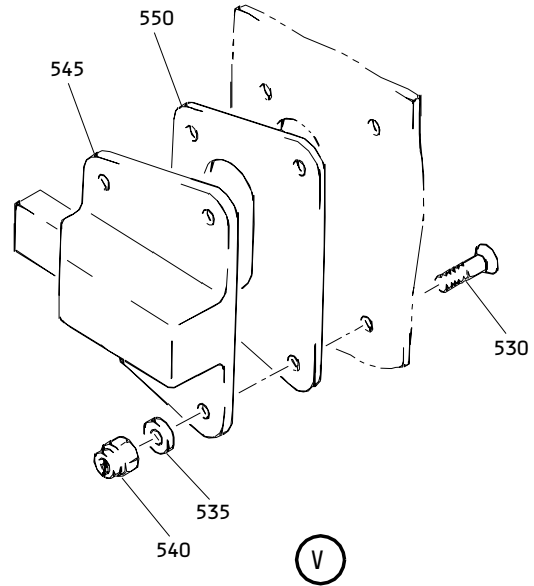
ILLUSTRATED PARTS LIST
01.1 Page 1057
Mar 01/03



Core Cowl Assembly - (With Oil Breather)
 Figure 1 (Sheet 10)

71-11-59

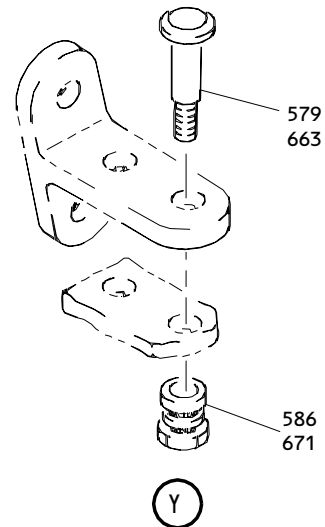
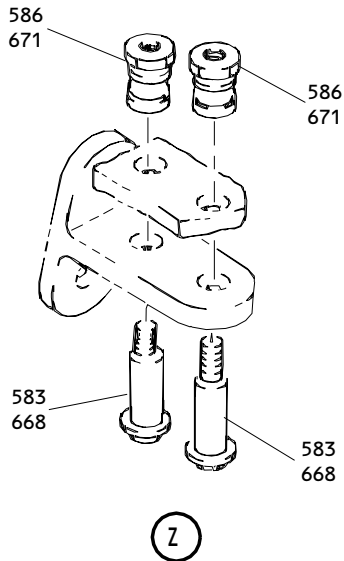
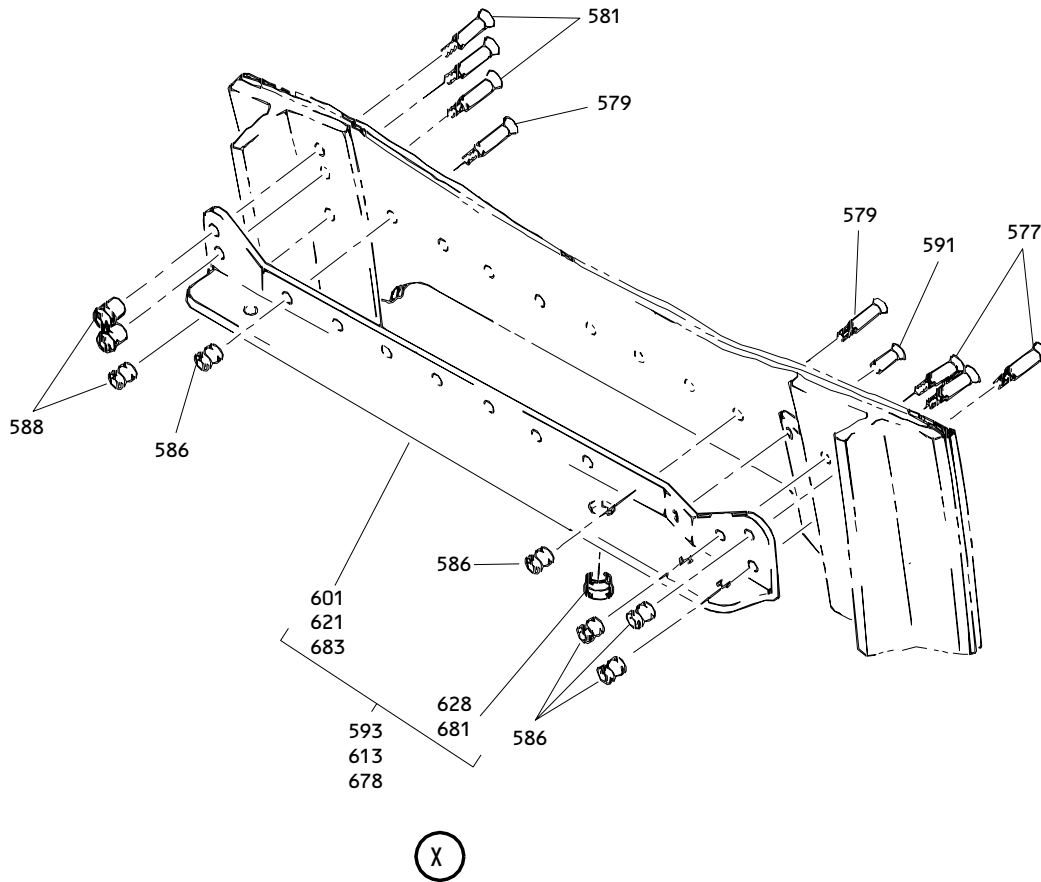
ILLUSTRATED PARTS LIST
 01.1 Page 1058
 Mar 01/03



Core Cowl Assembly - (With Oil Breather)
Figure 1 (Sheet 11)

71-11-59

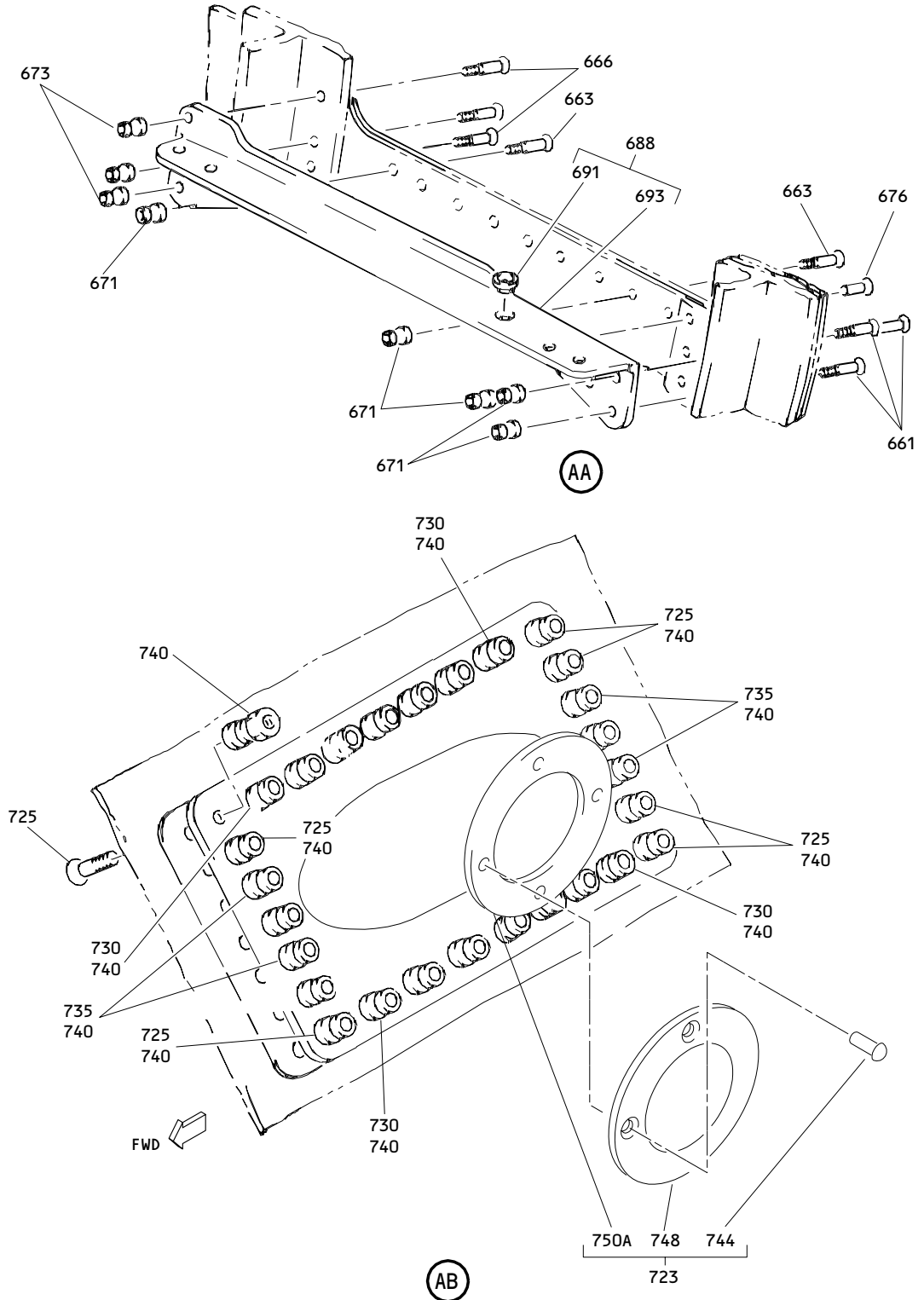
ILLUSTRATED PARTS LIST
01.1 Page 1059
Mar 01/03



Core Cowl Assembly - (With Oil Breather)
 Figure 1 (Sheet 12)

71-11-59

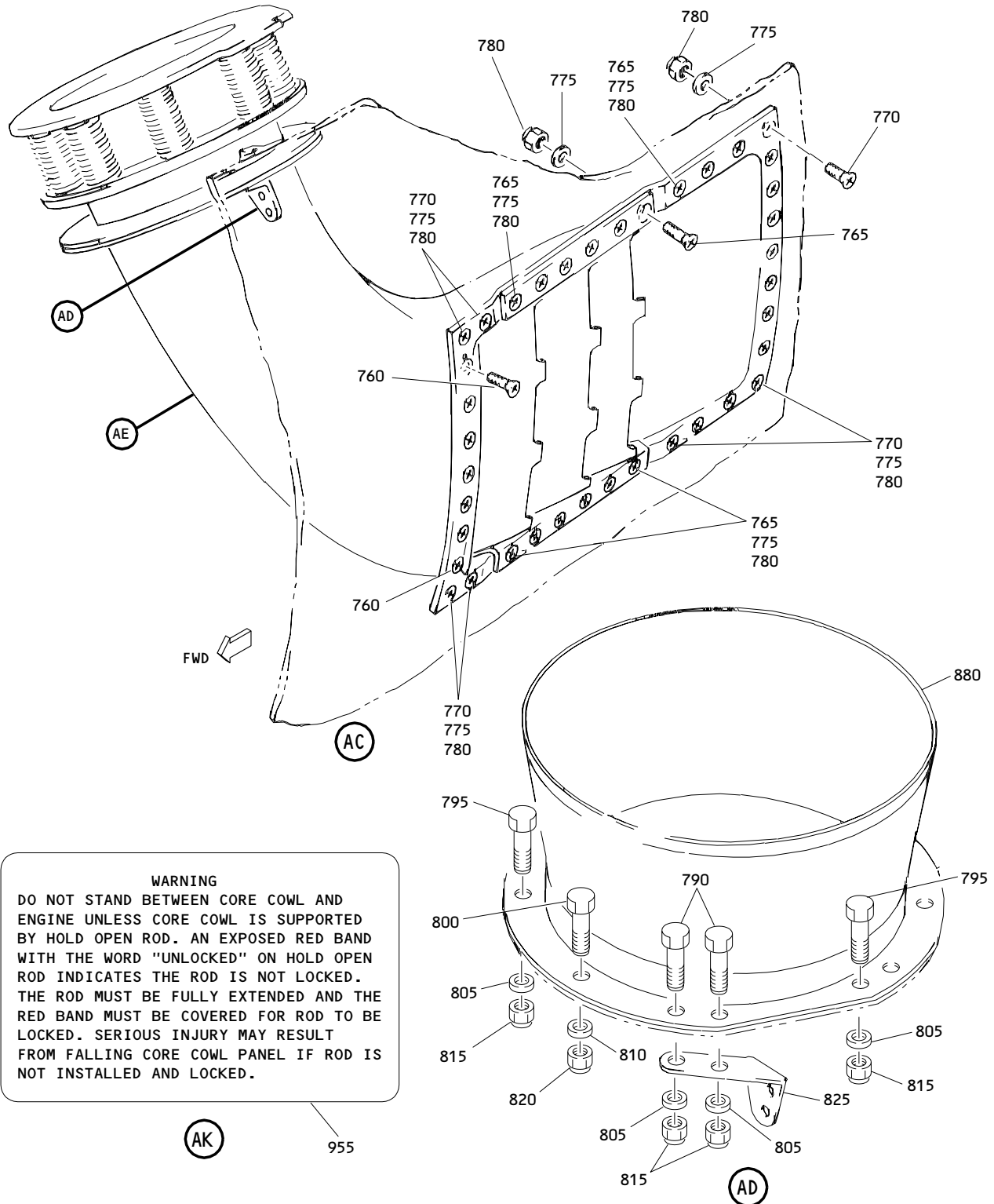
ILLUSTRATED PARTS LIST
 01.1 Page 1060
 Mar 01/03



Core Cowl Assembly - (With Oil Breather)
 Figure 1 (Sheet 13)

71-11-59

ILLUSTRATED PARTS LIST
 01.1 Page 1061
 Mar 01/03



WARNING

DO NOT STAND BETWEEN CORE COWL AND ENGINE UNLESS CORE COWL IS SUPPORTED BY HOLD OPEN ROD. AN EXPOSED RED BAND WITH THE WORD "UNLOCKED" ON HOLD OPEN ROD INDICATES THE ROD IS NOT LOCKED. THE ROD MUST BE FULLY EXTENDED AND THE RED BAND MUST BE COVERED FOR ROD TO BE LOCKED. SERIOUS INJURY MAY RESULT FROM FALLING CORE COWL PANEL IF ROD IS NOT INSTALLED AND LOCKED.

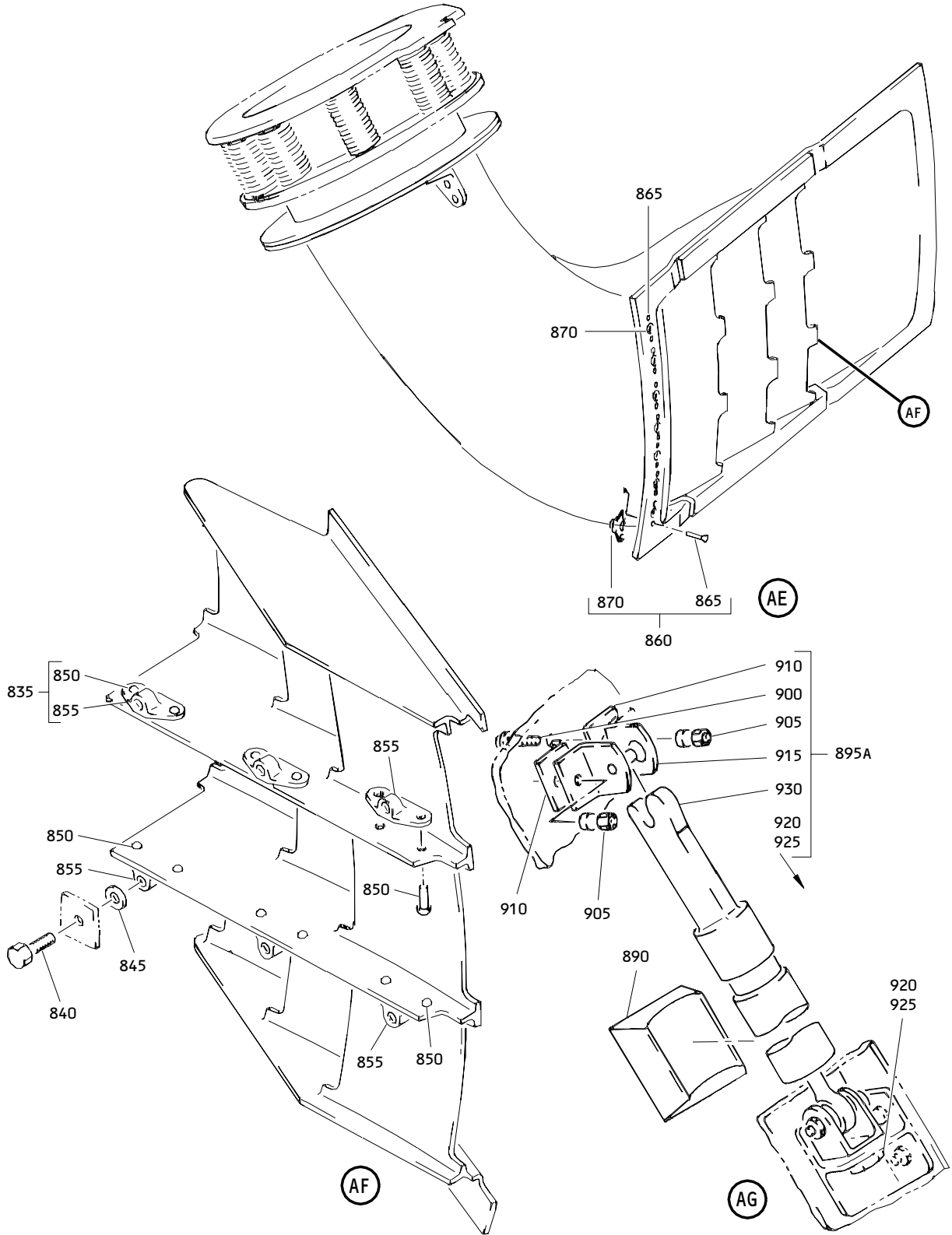
(AK)

955

Core Cowl Assembly - (With Oil Breather)
Figure 1 (Sheet 14)

71-11-59

ILLUSTRATED PARTS LIST
01.1 Page 1062
Mar 01/03

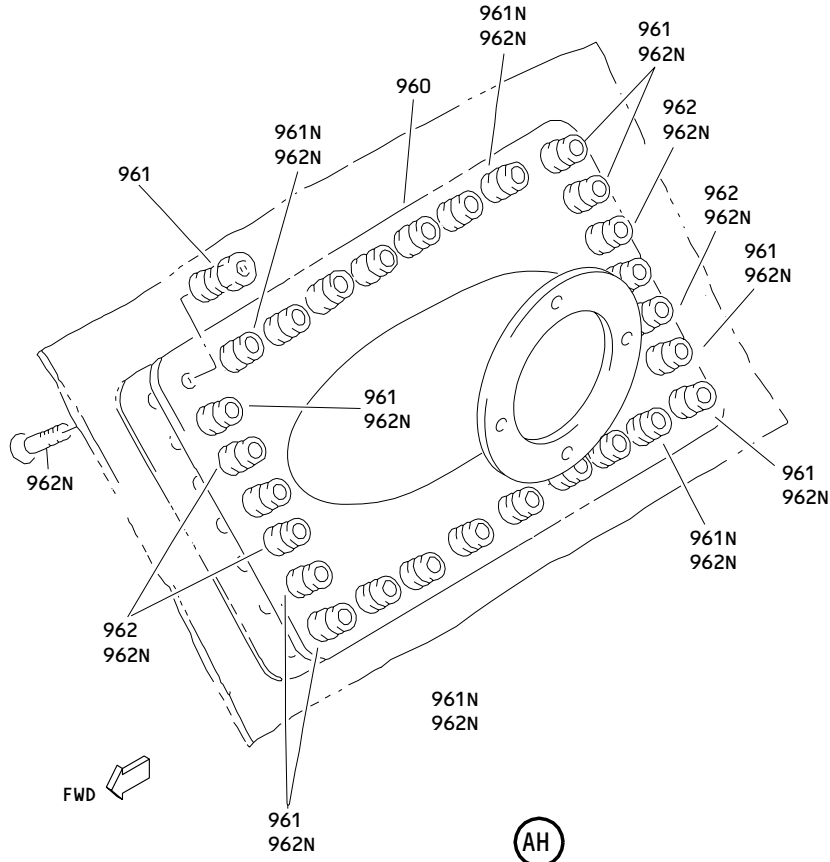


Core Cowl Assembly - (With Oil Breather)
 Figure 1 (Sheet 15)

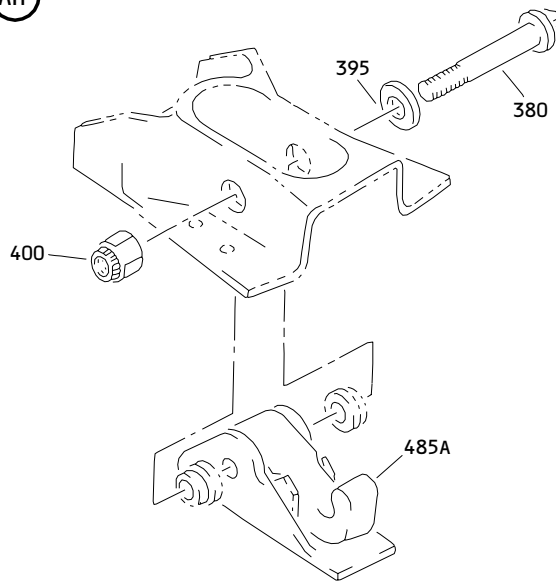
71-11-59

ILLUSTRATED PARTS LIST
 01.1 Page 1063
 Mar 01/03

COMPONENT
MAINTENANCE MANUAL



(AH)

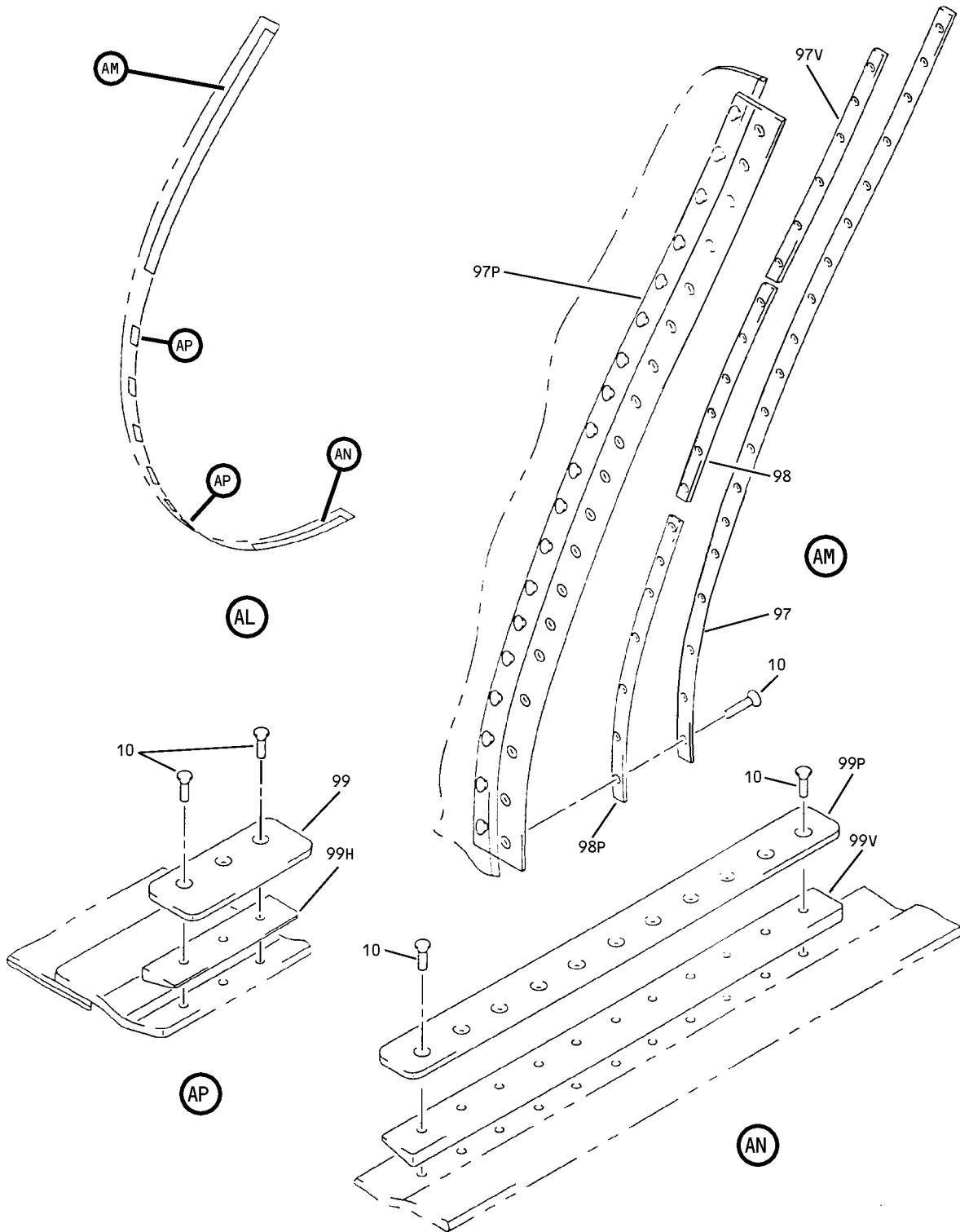


(AJ)

Core Cowl Assembly - (With Oil Breather)
Figure 1 (Sheet 16)

71-11-59

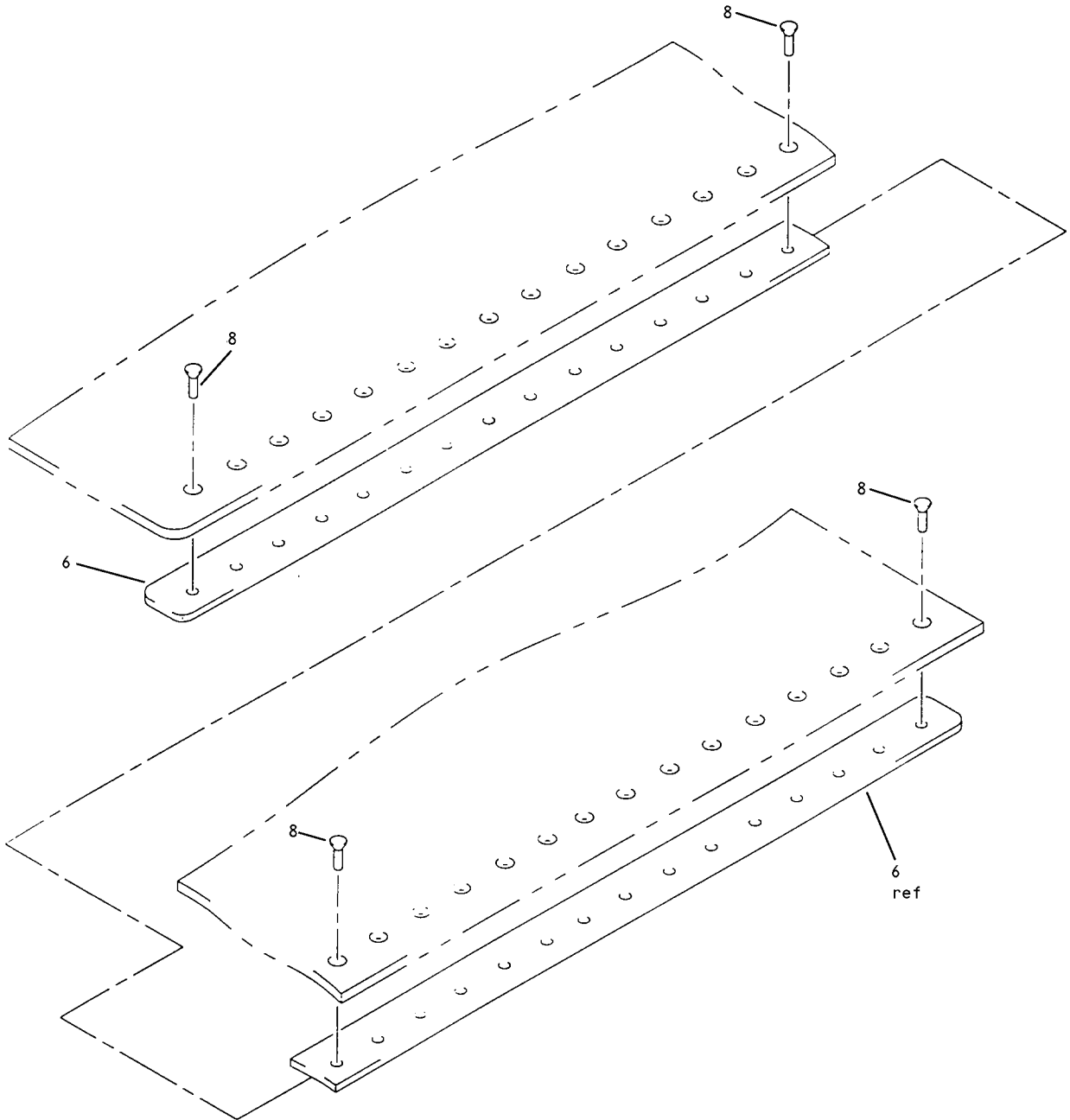
ILLUSTRATED PARTS LIST
01.1 Page 1064
Mar 01/03



Core Cowl Assembly - (With Oil Breather)
Figure 1 (Sheet 17)

71-11-59

ILLUSTRATED PARTS LIST
01.1 Page 1065
Mar 01/03

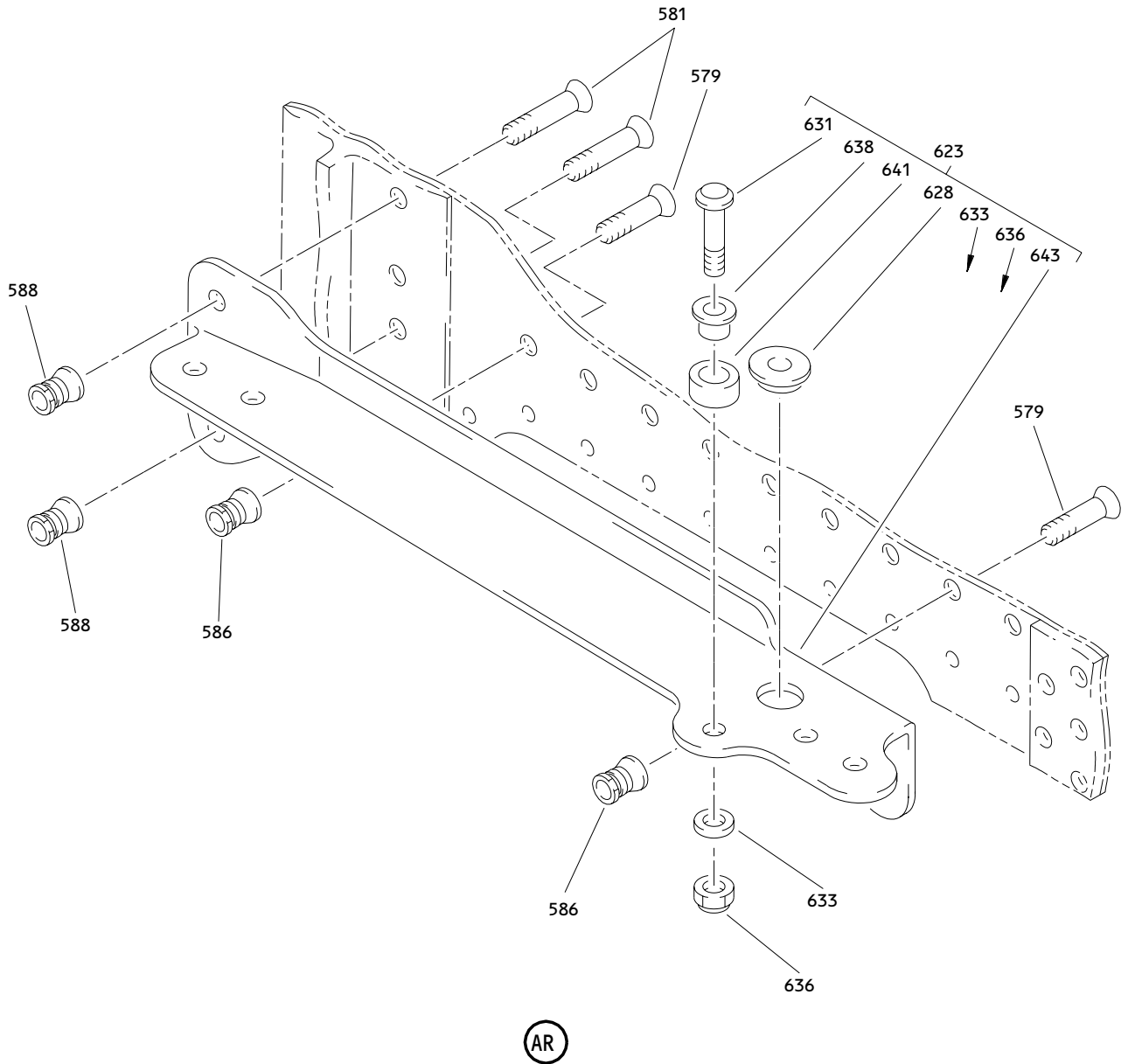


(AQ)

Core Cowl Assembly - (With Oil Breather)
Figure 1 (Sheet 18)

71-11-59

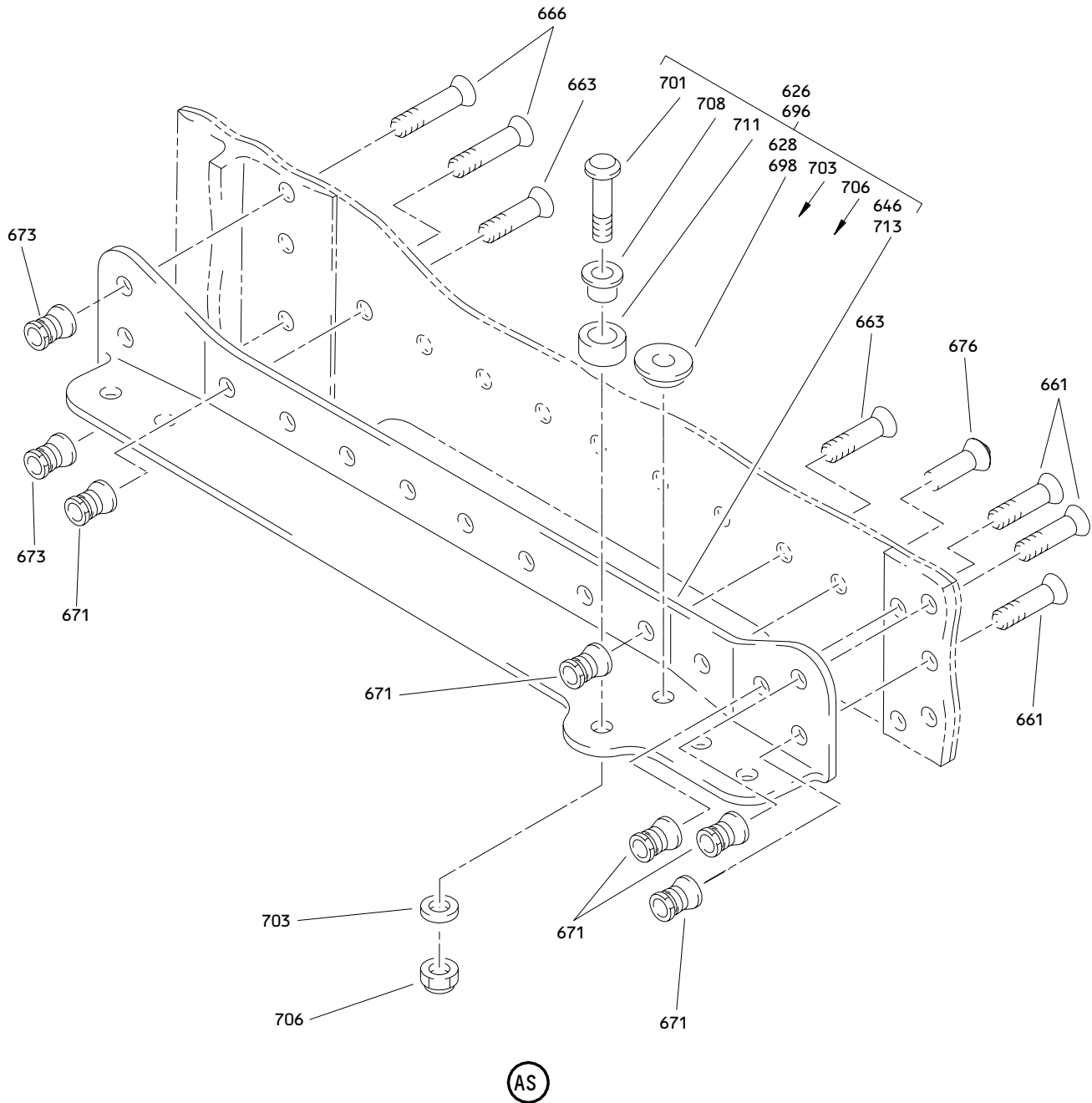
ILLUSTRATED PARTS LIST
01.1 Page 1066
Mar 01/03



Core Cowl Assembly - (With Oil Breather)
Figure 1 (Sheet 19)

71-11-59

ILLUSTRATED PARTS LIST
01.1 Page 1067
Mar 01/03



Core Cowl Assembly - (With Oil Breather)
 Figure 1 (Sheet 20)

71-11-59

ILLUSTRATED PARTS LIST
 01.1 Page 1068
 Mar 01/03


BOEING
 COMPONENT
 MAINTENANCE MANUAL

FIG. & ITEM	PART NO.	AIRLINE PART NUMBER	NOMENCLATURE 1234567	EFF CODE	QTY PER ASSY
01- -1	314T4210-35		COWL ASSY-CORE (WITH OIL BREATHER) (LH) (REWORKED BY SB 767-71-0066) (PRE SB 747-71-2248)	A	RF
-1A	314T4210-43		COWL ASSY-CORE (LH) (REWORK) (PRE SB 767-71-0048) (REWORKED BY SB 767-71-0066) (PRE SB 747-71-2248)	C	RF
-1B	314T4210-59		COWL ASSY-CORE (WITH OIL BREATHER) (LH) (REWORKED BY SB 767-71-0066) (PRE SB 747-71-2248)	E	RF
-1C	314T4210-65		COWL ASSY-CORE (LH) (REWORK) (POST SB 767-71-0048) (REWORKED BY SB 767-71-0066)	G	RF
-1D	314T4210-77		COWL ASSY-CORE (WITH OIL BREATHER) (LH)	J	RF
-1E	314T4210-201		COWL ASSY-CORE (WITH OIL BREATHER) (LH)	L	RF
-1F	314T4210-205		COWL ASSY-CORE (WITH OIL BREATHER) (LH)	N	RF
-1G	314T4210-105		COWL ASSY-CORE (WITH OIL BREATHER) (LH)	Q	RF
-1H	314T4210-107		COWL ASSY-CORE (WITH OIL BREATHER) (LH)	S	RF
-1J	314T4210-109		COWL ASSY-CORE (WITH OIL BREATHER) (LH)	U	RF
-1K	314T4210-111		COWL ASSY-CORE (WITH OIL BREATHER) (LH)	W	RF
-1L	314T4210-113		COWL ASSY-CORE (WITH OIL BREATHER) (LH)	Y	RF
-1M	314T4210-115		COWL ASSY-CORE (WITH OIL BREATHER) (LH)	AA	RF
-1N	314T4210-129		COWL ASSY-CORE (WITH OIL BREATHER) (LH)	AC	RF
-1P	314T4210-131		COWL ASSY-CORE (WITH OIL BREATHER) (LH)	AD	RF
-1Q	314T4210-133		COWL ASSY-CORE (WITH OIL BREATHER) (LH)	AE	RF

71-11-59

 ILLUSTRATED PARTS LIST
 01.1 Page 1069
 Mar 01/03

FIG. & ITEM	PART NO.	AIRLINE PART NUMBER	NOMENCLATURE 1234567	EFF CODE	QTY PER ASSY
01- -1R	314T4210-135		COWL ASSY-CORE (WITH OIL BREATHER) (LH)	AF	RF
-1S	314T4210-137		COWL ASSY-CORE (WITH OIL BREATHER) (LH)	AG	RF
-1T	314T4210-139		COWL ASSY-CORE (WITH OIL BREATHER) (LH)	AH	RF
-1U	314T4210-217		COWL ASSY-CORE (WITH OIL BREATHER) (LH)	AJ	RF
R -1V	BCREFA4916		COWL ASSY-CORE (LH) (THE COWL ASSYS (FIG. 1: 1E TO 1K, 1N TO 1R), FRAME INSTLS (FIG. 2: 320B TO 320F, 375F TO 375K, 405B TO 405F, 440B TO 440F, 460E TO 460J), ROD INSTLS (FIG. 6: 1A TO 1E, 1H TO 1L), DOOR INSTLS (FIG. 7: 1A, 1D TO 1G, FIG. 8: 1A, 1F, 1H, 1K, 1M) AND DUCT INSTLS (FIG. 9: 1A TO 1F, 1J TO 1M) ARE SUB ASSEMBLIES AND INSTALLATIONS OF THE CORE COWL ASSY, PART NUMBERS 314U4090-(), (LH SIDE), SEE CMM 71-11-58) (P/N UNASSIGNED)	AR	RF

71-11-59

 ILLUSTRATED PARTS LIST
 01.1 Page 1070
 Mar 01/03


BOEING
 COMPONENT
 MAINTENANCE MANUAL

FIG. & ITEM	PART NO.	AIRLINE PART NUMBER	NOMENCLATURE 1234567	EFF CODE	QTY PER ASSY
R 01- -1W	BCREFA4924		COWL ASSY-CORE (LH) (THE COWL ASSYS (FIG. 1: 1E, 1F, 1L TO 1T), FRAME INSTLS (FIG. 2: 320B TO 320H, 375F TO 375M, 405B TO 405H, 440B TO 440H, 460E TO 460L), ROD INSTLS (FIG. 6: 1A, 1F TO 1N), DOOR INSTLS (FIG. 7: 1A TO 1N, FIG. 8: 1A, 1B, 1D, 1F, 1H, 1K, 1M, 1P, 1R, 1T, 1V, 1X, 1Z) AND DUCT INSTLS (FIG. 9: 1A, 1B, 1G TO 1P) ARE SUB ASSEMBLIES AND INSTALLATIONS OF THE CORE COWL ASSY, PART NUMBERS 314T4090-(), (LH SIDE), SEE CMM 71-11-60) (P/N UNASSIGNED)	AS	RF
-5	314T4210-2		COWL ASSY-CORE (RH) (PRE SB 747-71-2248)	B	RF
-5A	314T4210-44		COWL ASSY-CORE (RH) (REWORK) (PRE SB 767-71-0048) (REWORKED BY SB 767-71-0066) (PRE SB 747-71-2248)	D	RF
-5B	314T4210-60		COWL ASSY-CORE (RH) (REWORKED BY SB 767-71-0066)	F	RF
-5C	314T4210-66		COWL ASSY-CORE (RH) (REWORK) (POST SB 767-71-0048) (REWORKED BY SB 767-71-0066)	H	RF
-5D	314T4210-78		COWL ASSY-CORE (RH)	K	RF
-5E	314T4210-202		COWL ASSY-CORE (RH)	M	RF
-5F	314T4210-206		COWL ASSY-CORE (RH)	P	RF
-5G	314T4210-106		COWL ASSY-CORE (RH)	R	RF
-5H	314T4210-108		COWL ASSY-CORE (RH)	T	RF
-5J	314T4210-110		COWL ASSY-CORE (RH)	V	RF
-5K	314T4210-112		COWL ASSY-CORE (RH)	X	RF
-5L	314T4210-114		COWL ASSY-CORE (RH)	Z	RF

71-11-59

 ILLUSTRATED PARTS LIST
 01.1 Page 1071
 Mar 01/03

FIG. & ITEM	PART NO.	AIRLINE PART NUMBER	NOMENCLATURE 1234567	EFF CODE	QTY PER ASSY
01-					
-5M	314T4210-116		COWL ASSY-CORE (RH)	AB	RF
-5N	314T4210-130		COWL ASSY-CORE (RH)	AK	RF
-5P	314T4210-132		COWL ASSY-CORE (RH)	AL	RF
-5Q	314T4210-134		COWL ASSY-CORE (RH)	AM	RF
-5R	314T4210-136		COWL ASSY-CORE (RH)	AN	RF
-5S	314T4210-138		COWL ASSY-CORE (RH)	AP	RF
-5T	314T4210-140		COWL ASSY-CORE (RH)	AQ	RF
R -5U	BCREFA4917		COWL ASSY-CORE (RH) (THE COWL ASSYS (FIG. 1: 5E TO 5K, 5N TO 5R), FRAME INSTLS (FIG. 2: 325B TO 325F, 380C TO 380G, 410B TO 410F, 445A TO 445E, 475B TO 475F), ROD INSTLS (FIG. 6: 5, 5B TO 5E, 5G TO 5K) AND DOOR INSTLS (FIG. 7: 5, 5C TO 5F, FIG. 8: 1A, 1G, 1J, 1L, 1N) ARE SUB ASSEMBLIES AND INSTALLATIONS OF THE CORE COWL ASSY, PART NUMBERS 314U4090-(), (RH SIDE), SEE CMM 71-11-58) (P/N UNASSIGNED)	AT	RF

71-11-59

 ILLUSTRATED PARTS LIST
 01.1 Page 1072
 Mar 01/03

BOEING
 COMPONENT
 MAINTENANCE MANUAL

FIG. & ITEM	PART NO.	AIRLINE PART NUMBER	NOMENCLATURE	EFF CODE	QTY PER ASSY
R 01-5V	BCREFA4925		1234567 COWL ASSY-CORE (RH) (THE COWL ASSYS (FIG. 1: 5E, 5F, 5L TO 5T), FRAME INSTLS (FIG. 2: 325B TO 325H, 380C TO 380J, 410B TO 410H, 445A TO 445G, 475B TO 475H), ROD INSTLS (FIG. 6: 5, 5E TO 5M) AND DOOR INSTLS (FIG. 7: 5 TO 5M, FIG. 8: 1A, 1C, 1E, 1G, 1J, 1L, 1N, 1Q, 1S, 1U, 1W, 1Y, 2) ARE SUB ASSEMBLIES AND INSTALLATIONS OF THE CORE COWL ASSY, PART NUMBERS 314T4090-(), (RH SIDE), SEE CMM 71-11-60) (P/N UNASSIGNED)	AU	RF
6	314T4210-101		.STRIP-RUB	N,Q,S ,U,W, Y,AA, AC-AJ	1
-7	314T4210-102		.STRIP-RUB	P,R,T ,V,X, Z,AB, AK-AQ	1
8	BACR15CE3D		.RIVET- (SIZE DETERMINE ON INST)	N-AB	30
10	BACR15CE4D		.RIVET- (SIZE DETERMINE ON INST)		48
15	314T3210-24		DELETED		
15A	314T4210-24		.PLATE-WEAR	A-H	1
-15B	314T4210-79		.PLATE-WEAR	J-M	1
20	314T3210-264		.PLATE-WEAR	A-H	6
-20A	314T3210-80		.PLATE-WEAR	J-M	6
25	314T3210-271		.PLATE-WEAR	A-H	1
-25A	314T3210-81		.PLATE-WEAR	J-M	1
30	BACF3T02G5-80		.FILLER	A-M	1
35	314T3210-273		.FILLER	A,C,E ,G,J, L	1

71-11-59

ILLUSTRATED PARTS LIST
 01.1 Page 1073
 Mar 01/03

FIG. & ITEM	PART NO.	AIRLINE PART NUMBER	NOMENCLATURE 1234567	EFF CODE	QTY PER ASSY
01- -40	314T3210-274		. FILLER	B, D, F , H, K, M	1
45	314T3210-275		. FILLER	A, C, E , G, J, L	1
-50	314T3210-276		. FILLER	B, D, F , H, K, M	1
55	BACF3T02G5-20		. FILLER	A-D, G , H	6
-55A	BACF3T02G5-20		. FILLER- (LIMITED)	E, F	6
-55B	314T4210-75		. FILLER- (LIMITED)	E, F	6
-55C	314T4210-75		. FILLER	J-M	6
60	314T3210-272		. FILLER	A-M	1
65	CSR904B5-4		. RIVET- (V05693)	A, C, E , G, J, L, N, Q , S, U, W, Y AA, A C-AJ	44
70	CSR904B5-4		. RIVET- (V05693)	B, D, F , H, K, M, P, R , T, V, X, Z AB, A K-AQ	38

71-11-59

 ILLUSTRATED PARTS LIST
 01.1 Page 1074
 Mar 01/03


BOEING
 COMPONENT
 MAINTENANCE MANUAL

FIG. & ITEM	PART NO.	AIRLINE PART NUMBER	NOMENCLATURE 1234567	EFF CODE	QTY PER ASSY
01-75	BACR15CE5D		.RIVET- (SIZE DETERMINE ON INST)	A,C,E ,G,J, L	1
80	314T4210-15		.FIRESHIELD	A,C,E ,G,J, L,N,Q ,S,U, W,Y AA,A C-AJ	1
-85	314T4210-16		.FIRESHIELD	B,D,F ,H,K, M,P,R ,T,V, X,Z AB,A K-AQ	1
90	314T3210-261		.STRAP	A,C,E ,G,J, L	1
-95	314T3210-262		DELETED		
-95A	314T3210-260		.STRAP	B,D,F ,H,K, M	1
96	314T4210-213		.PLATE ASSY	N,Q,S ,U,W, Y,AA, AC-AJ	1
-96H	314T4210-214		.PLATE ASSY	P,R,T ,V,X, Z,AB, AK-AQ	1

71-11-59

ILLUSTRATED PARTS LIST

01.1

Page 1075

Mar 01/03

FIG. & ITEM	PART NO.	AIRLINE PART NUMBER	NOMENCLATURE 1234567	EFF CODE	QTY PER ASSY
01-97	314T3210-261		..STRAP	N,Q,S U,W Y,AA AC-AJ	1
-97H	314T3210-260		..STRAP	P,R,T V,X Z,AB AK-AQ	1
97P	314T4210-79		..PLATE-WEAR	N-AQ	1
97V	BACF3T02G5-80		..FILLER	N-AQ	1
98	314T3210-273		..FILLER	N,Q,S U,W Y,AA AC-AJ	1
-98H	314T3210-274		..FILLER	P,R,T V,X Z,AB AK-AQ	1
98P	314T3210-275		..FILLER	N,Q,S U,W Y,AA AC-AJ	1
-98V	314T3210-276		..FILLER	P,R,T V,X Z,AB AK-AQ	1
99	314T4210-80		..PLATE-WEAR	N-AQ	6
99H	314T4210-75		..FILLER	N-AQ	6
99P	314T4210-81		..PLATE-WEAR	N-AQ	1
99V	314T3210-272		..FILLER	N-AQ	1

71-11-59

 ILLUSTRATED PARTS LIST
 01.1 Page 1076
 Mar 01/03


BOEING
 COMPONENT
 MAINTENANCE MANUAL

FIG. & ITEM	PART NO.	AIRLINE PART NUMBER	NOMENCLATURE 1234567	EFF CODE	QTY PER ASSY
01-					
100	314T3216-1		.HINGE ASSY	A,C,G	1
-100A	314T3216-1		.HINGE ASSY- (LIMITED)	E	1
-100B	314T3216-11		.HINGE ASSY- (LIMITED)	E	1
-100C	314T3216-11		.HINGE ASSY	J,L,N ,Q,S, U,W,Y ,AA,A C-AJ	1
-105	314T3216-2		.HINGE ASSY	B,D,H	1
-105A	314T3216-2		.HINGE ASSY- (LIMITED)	F	1
-105B	314T3216-12		.HINGE ASSY- (LIMITED)	F	1
-105C	314T3216-12		.HINGE ASSY	K,M,P ,R,T, V,X,Z ,AB,A K-AQ	1

71-11-59

ILLUSTRATED PARTS LIST

01.1 Page 1077

Mar 01/03

FIG. & ITEM	PART NO.	AIRLINE PART NUMBER	NOMENCLATURE	EFF CODE	QTY PER ASSY
01- 110	HL1012AZ8-7		1234567 ATTACHING PARTS BOLT- (VOPTK6) (SPEC BACB30NX8K7) (OPT HL12VAZ8-7 (V73197)) (OPT HL12VAZ8-7 (V92215)) (OPT HL12VAZ8-7 (V97928)) (OPT L802-8K7 (V06725)) (OPT HL12VAZ8-7 (V56878)) (OPT HL1012AZ8-7 (V06725)) (OPT HL1012AZ8-7 (V06950)) (OPT HL1012AZ8-7 (V17446)) (OPT HL1012AZ8-7 (V56878)) (OPT HL1012AZ8-7 (V60516)) (OPT HL1012AZ8-7 (V73197)) (OPT HL1012AZ8-7 (V97928))		3

71-11-59

 ILLUSTRATED PARTS LIST
 01.1 Page 1078
 Mar 01/03


BOEING
 COMPONENT
 MAINTENANCE MANUAL

FIG. & ITEM	PART NO.	AIRLINE PART NUMBER	NOMENCLATURE 1234567	EFF CODE	QTY PER ASSY
01-115	HL1012AZ8-10		.BOLT- (V0PTK6) (SPEC BACB30NX8K10) (OPT HL12VAZ8-10 (V73197)) (OPT HL12VAZ8-10 (V92215)) (OPT HL12VAZ8-10 (V97928)) (OPT L802-8K10 (V06725)) (OPT HL12VAZ8-10 (V56878)) (OPT HL1012AZ8-10 (V06725)) (OPT HL1012AZ8-10 (V06950)) (OPT HL1012AZ8-10 (V17446)) (OPT HL1012AZ8-10 (V56878)) (OPT HL1012AZ8-10 (V60516)) (OPT HL1012AZ8-10 (V73197)) (OPT HL1012AZ8-10 (V97928))		1

71-11-59

 ILLUSTRATED PARTS LIST
 01.1 Page 1079
 Mar 01/03

FIG. & ITEM	PART NO.	AIRLINE PART NUMBER	NOMENCLATURE 1234567	EFF CODE	QTY PER ASSY
01-120	HL1012AZ8-11		.BOLT- (VOPTK6) (SPEC BACB30NX8K11) (OPT HL12VAZ8-11 (V73197)) (OPT HL12VAZ8-11 (V92215)) (OPT HL12VAZ8-11 (V97928)) (OPT L802-8K11 (V06725)) (OPT HL12VAZ8-11 (V56878)) (OPT HL1012AZ8-11 (V06725)) (OPT HL1012AZ8-11 (V06950)) (OPT HL1012AZ8-11 (V17446)) (OPT HL1012AZ8-11 (V56878)) (OPT HL1012AZ8-11 (V60516)) (OPT HL1012AZ8-11 (V73197)) (OPT HL1012AZ8-11 (V97928))		2
125	HL1187DUW8		.COLLAR- (V5M902) (SPEC BACC30X8SW) (OPT HL87DUW8 (V73197)) (OPT HL87DUW8 (V92215)) (OPT HL1187DUW8 (V56878)) (OPT HL1187DUW8 (V92215)) (OPT HL87DUW8 (V56878)) (OPT HL1187DUW8 (V73197)) -----*		6

71-11-59

 ILLUSTRATED PARTS LIST
 01.1 Page 1080
 Mar 01/03


BOEING
 COMPONENT
 MAINTENANCE MANUAL

FIG. & ITEM	PART NO.	AIRLINE PART NUMBER	NOMENCLATURE 1234567	EFF CODE	QTY PER ASSY
01-130	P20660		..BEARING- (V57606) (SPEC S302T001-300A) (OPT VTBO4520 (V06710)) (OPT AMB7-110 (VS0352))		1
135	314T3216-3		..HINGE- (USED ON ITEMS 100, 100A)	A,C,E ,G	1
-135A	314T3216-13		..HINGE- (USED ON ITEMS 100B, 100C)	E,J,L ,N,Q, S,U,W ,Y,AA AC-AJ	1
-140	314T3216-4		..HINGE- (USED ON ITEMS 105, 105A)	B,D,F ,H	1
-140A	314T3216-14		..HINGE- (USED ON ITEMS 105B, 105C)	F,K,M ,P,R, T,V,X ,Z,AB AK-AQ	1
142	314T3210-83		.SHIM	A-D,G ,H	AR
-142A	314T3210-83		.SHIM- (SELECT FROM)	E,F, J-AQ	AR
-142B	314T4210-91		.SHIM- (LIMITED) (SELECT FROM)	E,F	AR
-142C	314T4210-91		.SHIM- (SELECT FROM)	J-AQ	AR

71-11-59

 ILLUSTRATED PARTS LIST
 01.1 Page 1080A
 Mar 01/03

FIG. & ITEM	PART NO.	AIRLINE PART NUMBER	NOMENCLATURE 1234567	EFF CODE	QTY PER ASSY
01-145	314T3215-1		.HINGE ASSY	A,C,G	1
-145A	314T3215-1		.HINGE ASSY- (LIMITED)	E	1
-145B	314T3215-15		.HINGE ASSY- (LIMITED)	E	1
-145C	314T3215-15		.HINGE ASSY	J,L,N ,Q,S, U,W,Y ,AA,A C-AJ	1
-150	314T3215-2		.HINGE ASSY	B,D,H	1
-150A	314T3215-2		.HINGE ASSY- (LIMITED)	F	1
-150B	314T3215-16		.HINGE ASSY- (LIMITED)	F	1
-150C	314T3215-16		.HINGE ASSY	K,M,P ,R,T, V,X,Z ,AB,A K-AQ	1
			ATTACHING PARTS		

71-11-59

 ILLUSTRATED PARTS LIST
 01.1 Page 1080B
 Mar 01/03


BOEING
 COMPONENT
 MAINTENANCE MANUAL

FIG. & ITEM	PART NO.	AIRLINE PART NUMBER	NOMENCLATURE 1234567	EFF CODE	QTY PER ASSY
01-155	HL1012AZ10-9		.BOLT- (V0PTK6) (SPEC BACB30NX10K9) (OPT HL12VAZ10-9 (V73197)) (OPT HL12VAZ10-9 (V92215)) (OPT HL12VAZ10-9 (V97928)) (OPT L802-10K9 (V06725)) (OPT HL12VAZ10-9 (V56878)) (OPT HL1012AZ10-9 (V06725)) (OPT HL1012AZ10-9 (V06950)) (OPT HL1012AZ10-9 (V17446)) (OPT HL1012AZ10-9 (V56878)) (OPT HL1012AZ10-9 (V60516)) (OPT HL1012AZ10-9 (V73197)) (OPT HL1012AZ10-9 (V97928))		2

71-11-59

 ILLUSTRATED PARTS LIST
 01.1 Page 1080C
 Mar 01/03

FIG. & ITEM	PART NO.	AIRLINE PART NUMBER	NOMENCLATURE 1234567	EFF CODE	QTY PER ASSY
01-160	HL1012AZ10-6		.BOLT- (VOPTK6) (SPEC BACB30NX10K6) (OPT HL12VAZ10-6 (V73197)) (OPT HL12VAZ10-6 (V92215)) (OPT HL12VAZ10-6 (V97928)) (OPT L802-10K6 (V06725)) (OPT HL12VAZ10-6 (V56878)) (OPT HL1012AZ10-6 (V06725)) (OPT HL1012AZ10-6 (V06950)) (OPT HL1012AZ10-6 (V17446)) (OPT HL1012AZ10-6 (V56878)) (OPT HL1012AZ10-6 (V60516)) (OPT HL1012AZ10-6 (V73197)) (OPT HL1012AZ10-6 (V97928))		3
165	HL1187DUW10		.COLLAR- (V5M902) (SPEC BACC30X10SW) (OPT HL87DUW10 (V73197)) (OPT HL87DUW10 (V92215)) (OPT HL1187DUW10 (V56878)) (OPT HL1187DUW10 (V92215)) (OPT HL87DUW10 (V56878)) (OPT HL1187DUW10 (V73197)) -----*		5

71-11-59

 ILLUSTRATED PARTS LIST
 01.1 Page 1080D
 Mar 01/03


BOEING
 COMPONENT
 MAINTENANCE MANUAL

FIG. & ITEM	PART NO.	AIRLINE PART NUMBER	NOMENCLATURE 1234567	EFF CODE	QTY PER ASSY
01-170	P20660		..BEARING- (V57606) (SPEC S302T001-300A) (OPT VTBO4520 (V06710)) (OPT AMB7-110 (VS0352))		1
175	314T3215-3		..HINGE- (USED ON ITEMS 145, 145A)	A,C,E ,G	1
-175A	314T3215-17		..HINGE- (USED ON ITEMS 145B, 145C)	E,J,L ,N,Q, S,U,W ,Y,AA AC-AJ	1
-180	314T3215-4		..HINGE- (USED ON ITEMS 150, 150A)	B,D,F ,H	1
-180A	314T3215-18		..HINGE- (USED ON ITEM 150B, 150C)	F,K,M ,P,R, T,V,X ,Z,AB AK-AQ	1
185	314T3210-82		.SHIM	A-D,G ,H	1
187	314T3210-82		.SHIM- (SELECT FROM)	E,F, J-AQ	AR
-187A	314T4210-90		.SHIM- (SELECT FROM)	J-AQ	AR

71-11-59

 ILLUSTRATED PARTS LIST
 01.1 Page 1080E
 Mar 01/03

FIG. & ITEM	PART NO.	AIRLINE PART NUMBER	NOMENCLATURE 1234567	EFF CODE	QTY PER ASSY
01- -187B	314T4210-90		.SHIM- (LIMITED) (SELECT FROM)	E,F	AR
190 -190A	314T3214-11 314T3214-11		.HINGE ASSY .HINGE ASSY- (LIMITED)	A,C,G E	1 1
-190B	314T3214-21		.HINGE ASSY- (LIMITED)	E	1
-190C	314T3214-21		.HINGE ASSY	J,L,N Q,S U,W,Y AA,A C-AJ	1
-195 -195A	314T3214-12 314T3214-12		.HINGE ASSY .HINGE ASSY- (LIMITED)	B,D,H F	1 1
-195B	314T3214-22		.HINGE ASSY- (LIMITED)	F	1
-195C	314T3214-22		.HINGE ASSY	K,M,P R,T V,X,Z AB,A K-AQ	1
			ATTACHING PARTS		

71-11-59

 ILLUSTRATED PARTS LIST
 01.1 Page 1080F
 Mar 01/03


BOEING
 COMPONENT
 MAINTENANCE MANUAL

FIG. & ITEM	PART NO.	AIRLINE PART NUMBER	NOMENCLATURE 1234567	EFF CODE	QTY PER ASSY
01-200	HL1012AZ10-10		.BOLT- (VOPTK6) (SPEC BACB30NX10K10) (OPT HL12VAZ10-10 (V73197)) (OPT HL12VAZ10-10 (V92215)) (OPT HL12VAZ10-10 (V97928)) (OPT L802-10K10 (V06725)) (OPT HL12VAZ10-10 (V56878)) (OPT HL1012AZ10-10 (V06725)) (OPT HL1012AZ10-10 (V06950)) (OPT HL1012AZ10-10 (V17446)) (OPT HL1012AZ10-10 (V56878)) (OPT HL1012AZ10-10 (V60516)) (OPT HL1012AZ10-10 (V73197)) (OPT HL1012AZ10-10 (V97928))		2

71-11-59

 ILLUSTRATED PARTS LIST
 01.1 Page 1080G
 Mar 01/03

FIG. & ITEM	PART NO.	AIRLINE PART NUMBER	NOMENCLATURE 1234567	EFF CODE	QTY PER ASSY
01-205	HL1012AZ10-6		.BOLT- (VOPTK6) (SPEC BACB30NX10K6) (OPT HL12VAZ10-6 (V73197)) (OPT HL12VAZ10-6 (V92215)) (OPT HL12VAZ10-6 (V97928)) (OPT L802-10K6 (V06725)) (OPT HL12VAZ10-6 (V56878)) (OPT HL1012AZ10-6 (V06725)) (OPT HL1012AZ10-6 (V06950)) (OPT HL1012AZ10-6 (V17446)) (OPT HL1012AZ10-6 (V56878)) (OPT HL1012AZ10-6 (V60516)) (OPT HL1012AZ10-6 (V73197)) (OPT HL1012AZ10-6 (V97928))		3
210	HL1187DUW10		.COLLAR- (V5M902) (SPEC BACC30X10SW) (OPT HL87DUW10 (V73197)) (OPT HL87DUW10 (V92215)) (OPT HL1187DUW10 (V56878)) (OPT HL1187DUW10 (V92215)) (OPT HL87DUW10 (V56878)) (OPT HL1187DUW10 (V73197)) -----*		5

71-11-59

 ILLUSTRATED PARTS LIST
 01.1 Page 1080H
 Mar 01/03


BOEING
 COMPONENT
 MAINTENANCE MANUAL

FIG. & ITEM	PART NO.	AIRLINE PART NUMBER	NOMENCLATURE 1234567	EFF CODE	QTY PER ASSY
01-215	P20660		..BEARING- (V57606) (SPEC S302T001-300A) (OPT VTBO4520 (V06710)) (OPT AMB7-110 (VS0352))		1
220	314T3214-15		..HINGE- (USED ON ITEMS 190, 190A)	A,C,E ,G	1
-220A	314T3214-23		..HINGE- (USED ON ITEMS 190B, 190C)	E,J,L ,N,Q, S,U,W ,Y,AA AC-AJ	1
-225	314T3214-16		..HINGE- (USED ON ITEMS 195, 195A)	B,D,F ,H	1
-225A	314T3214-24		..HINGE- (USED ON ITEMS 195B, 195C)	F,K,M ,P,R, T,V,X ,Z,AB AK-AQ	1
230	314T3210-50		.SHIM	A-D,G ,H	1
232	314T3210-50		.SHIM- (SELECT FROM)	E,F, J-AQ	AR
-232A	314T4210-88		.SHIM- (SELECT FROM)	J-AQ	AR

71-11-59

 ILLUSTRATED PARTS LIST
 01.1 Page 1080I
 Mar 01/03

FIG. & ITEM	PART NO.	AIRLINE PART NUMBER	NOMENCLATURE 1234567	EFF CODE	QTY PER ASSY
01- -232B	314T4210-88		.SHIM- (LIMITED) (SELECT FROM)	E,F	AR
235 -235A	314T3213-11		.HINGE ASSY	A,C,G	1
	314T3213-11		.HINGE ASSY- (LIMITED)	E	1
-235B	314T3213-21		.HINGE ASSY- (LIMITED)	E	1
-235C	314T3213-21		.HINGE ASSY	J,L,N ,Q,S, U,W,Y ,AA,A C-AJ	1
-240	314T3213-12		.HINGE ASSY	B,D,H	1
-240A	314T3213-12		.HINGE ASSY- (LIMITED)	F	1
-240B	314T3213-22		.HINGE ASSY- (LIMITED)	F	1
-240C	314T3213-22		.HINGE ASSY	K,M,P ,R,T, V,X,Z ,AB,A K-AQ	1
			ATTACHING PARTS		

71-11-59

 ILLUSTRATED PARTS LIST
 01.1 Page 1080J
 Mar 01/03


BOEING
 COMPONENT
 MAINTENANCE MANUAL

FIG. & ITEM	PART NO.	AIRLINE PART NUMBER	NOMENCLATURE 1234567	EFF CODE	QTY PER ASSY
01-245	HL1012AZ12-10		.BOLT- (VOPTK6) (SPEC BACB30NX12K10) (OPT HL12VAZ12-10 (V73197)) (OPT HL12VAZ12-10 (V92215)) (OPT HL12VAZ12-10 (V97928)) (OPT L802-12K10 (V06725)) (OPT HL12VAZ12-10 (V56878)) (OPT HL1012AZ12-10 (V06725)) (OPT HL1012AZ12-10 (V06950)) (OPT HL1012AZ12-10 (V17446)) (OPT HL1012AZ12-10 (V56878)) (OPT HL1012AZ12-10 (V60516)) (OPT HL1012AZ12-10 (V73197)) (OPT HL1012AZ12-10 (V97928))		2

71-11-59

 ILLUSTRATED PARTS LIST
 01.1 Page 1080K
 Mar 01/03

FIG. & ITEM	PART NO.	AIRLINE PART NUMBER	NOMENCLATURE 1234567	EFF CODE	QTY PER ASSY
01-250	HL1012AZ10-7		.BOLT- (VOPTK6) (SPEC BACB30NX10K7) (OPT HL12VAZ10-7 (V73197)) (OPT HL12VAZ10-7 (V92215)) (OPT HL12VAZ10-7 (V97928)) (OPT L802-10K7 (V06725)) (OPT HL12VAZ10-7 (V56878)) (OPT HL1012AZ10-7 (V06725)) (OPT HL1012AZ10-7 (V06950)) (OPT HL1012AZ10-7 (V17446)) (OPT HL1012AZ10-7 (V56878)) (OPT HL1012AZ10-7 (V60516)) (OPT HL1012AZ10-7 (V73197)) (OPT HL1012AZ10-7 (V97928))	A-AB	4

71-11-59

 ILLUSTRATED PARTS LIST
 01.1 Page 1080L
 Mar 01/03

 **BOEING**
 COMPONENT
 MAINTENANCE MANUAL

FIG. & ITEM	PART NO.	AIRLINE PART NUMBER	NOMENCLATURE 1234567	EFF CODE	QTY PER ASSY
01- -250A	HL1012AZ8-8		.BOLT- (V0PTK6) (SPEC BACB30NX8K8) (OPT HL12VAZ8-8 (V73197)) (OPT HL12VAZ8-8 (V92215)) (OPT HL12VAZ8-8 (V97928)) (OPT L802-8K8 (V06725)) (OPT HL12VAZ8-8 (V56878)) (OPT HL1012AZ8-8 (V06725)) (OPT HL1012AZ8-8 (V06950)) (OPT HL1012AZ8-8 (V17446)) (OPT HL1012AZ8-8 (V56878)) (OPT HL1012AZ8-8 (V60516)) (OPT HL1012AZ8-8 (V73197)) (OPT HL1012AZ8-8 (V97928))	AC-AQ	4
255	HL1187DUW12		.COLLAR- (V5M902) (SPEC BACC30X12SW) (OPT HL87DUW12 (V73197)) (OPT HL87DUW12 (V92215)) (OPT HL1187DUW12 (V56878)) (OPT HL1187DUW12 (V92215)) (OPT HL87DUW12 (V56878)) (OPT HL1187DUW12 (V73197))		2

71-11-59

ILLUSTRATED PARTS LIST
 01.1 Page 1080M
 Mar 01/03

FIG. & ITEM	PART NO.	AIRLINE PART NUMBER	NOMENCLATURE	EFF CODE	QTY PER ASSY
01-260	HL1187DUW10		. COLLAR- (V5M902) (SPEC BACC30X10SW) (OPT HL87DUW10 (V73197)) (OPT HL87DUW10 (V92215)) (OPT HL1187DUW10 (V56878)) (OPT HL1187DUW10 (V92215)) (OPT HL87DUW10 (V56878)) (OPT HL1187DUW10 (V73197))	A-AB	4
-260A	HL1087DUW8		. COLLAR- (V9N513) (SPEC BACC30BH8SW) (OPT HL1087DUW8 (V73197)) (OPT HL1087DUW8 (V92215)) (OPT HL1087DUW8 (V56878))	AC-AQ	4
265	P20660		-----*----- .. BEARING- (V57606) (SPEC S302T001-300A) (OPT VTBO4520 (V06710)) (OPT AMB7-110 (VS0352))		1
270	314T3213-13		..HINGE- (USED ON ITEMS 235, 235A)	A,C,E ,G	1
-270A	314T3213-23		..HINGE- (USED ON ITEMS 235B, 235C)	E,J,L ,N,Q, S,U,W ,Y,AA AC-AJ	1
-275	314T3213-14		..HINGE- (USED ON ITEMS 240, 240A)	B,D,F ,H	1

71-11-59

 ILLUSTRATED PARTS LIST
 01.1 Page 1080N
 Mar 01/03


BOEING
 COMPONENT
 MAINTENANCE MANUAL

FIG. & ITEM	PART NO.	AIRLINE PART NUMBER	NOMENCLATURE 1234567	EFF CODE	QTY PER ASSY
01- -275A	314T3213-24		..HINGE- (USED ON ITEMS 240B, 240C)	F,K,M ,P,R, T,V,X ,Z,AB AK-AQ	1
280	314T3210-59		.SHIM	A-D,G ,H	1
-280A	314T3210-59		DELETED		
281	314T3210-59		.SHIM- (LIMITED) (SELECT FROM)	E,F	AR
-281A	314T3210-59		.SHIM- (SELECT FROM)	J-AQ	AR
-281B	314T4210-89		.SHIM- (LIMITED) (SELECT FROM)	E,F	AR
-281C	314T4210-89		.SHIM- (SELECT FROM)	J-AQ	AR
281H	314T4210-209		.LONGERON ASSY- (FOR DETAILS SEE FIG. 3)	N,Q,S ,U,W, Y,AA, AC-AJ	1
-281T	314T4210-210		.LONGERON ASSY- (FOR DETAILS SEE FIG. 3)	P,R,T ,V,X, Z,AB, AK-AQ	1
282	314T3019-7		.PIN-SHEAR (REPLS ITEM 282A)	A,C,G	1
-282A	314T3019-6		.PIN-SHEAR (REPLB BY ITEM 282)	A,C,G	1
-282B	314T3019-7		.PIN-SHEAR	E,J,L ,N,Q, S,U,W ,Y,AA AC-AJ	1

71-11-59

 ILLUSTRATED PARTS LIST
 01.1 Page 10800
 Mar 01/03

FIG. & ITEM	PART NO.	AIRLINE PART NUMBER	NOMENCLATURE 1234567	EFF CODE	QTY PER ASSY
01-283	314T3019-6		.PIN-SHEAR	A,C,E ,G,J, L,N,Q ,S,U, W,Y AA,Y	1
-283A	314T3019-7		.PIN-SHEAR	AC-AJ	1
285	314T3019-6		.PIN-SHEAR	A,C,E ,G,J, L,N,Q ,S,U, W,Y AA,A C-AJ	2
290	AN960-416		.WASHER	A,C,E ,G,J, L,N,Q ,S,U, W,Y AA,A C-AJ	4
295	BACN10GW4		.NUT	A,C,E ,G,J, L,N,Q ,S,U, W,Y AA,A C-AJ	4
297	314T4210-41		.FILLER-RAD	A,C,E ,G,J, L,N,Q ,S,U, W,Y AA,A C-AJ	1

71-11-59

ILLUSTRATED PARTS LIST

01.1 Page 1080P

Mar 01/03


BOEING
 COMPONENT
 MAINTENANCE MANUAL

FIG. & ITEM	PART NO.	AIRLINE PART NUMBER	NOMENCLATURE 1234567	EFF CODE	QTY PER ASSY
01-300	BACB30LR4-14		DELETED		
305	BACB30LR4-15		.BOLT- (LIMITED)	A	4
-305A	BACB30LR4-15		.BOLT	C,E,G ,J,L, N,Q,S ,U,W, Y,AA AC-AJ	4
-305B	BACB30LR4-14		.BOLT- (LIMITED)	A	4
310	BACB30LR4-17		.BOLT- (LIMITED)	A	2
-310A	BACB30LR4-19		.BOLT- (LIMITED)	A	2
-310B	BACB30LR4-19		.BOLT	C,E,G ,J,L, N,Q,S ,U,W, Y,AA AC-AJ	2
312	BACB30LR4-21		.BOLT- (LIMITED)	A	2
-312A	BACB30LR4-21		.BOLT	C,E,G ,J,L, N,Q,S ,U,W, Y,AA	2
-312B	BACB30LR4-19		.BOLT- (LIMITED)	A	2
313	BACB30LR4-21		.BOLT	AC-AJ	1
314	BACB30LR4-19		.BOLT	AC-AJ	1
315	NAS6704-12		DELETED		

71-11-59

 ILLUSTRATED PARTS LIST
 01.1 Page 1080Q
 Mar 01/03

FIG. & ITEM	PART NO.	AIRLINE PART NUMBER	NOMENCLATURE 1234567	EFF CODE	QTY PER ASSY
01-320	NAS6704-13		.BOLT- (LIMITED)	A	2
-320A	NAS6704-13		.BOLT	C,E,G ,J,L, N,Q,S ,U,W, Y,AA AC-AJ	2
-320B	NAS6704-12		.BOLT- (LIMITED)	A	2
325	NAS6704-27		.BOLT- (LIMITED)	A	2
-325A	NAS6704-27		.BOLT	C,E,G ,J,L, N,Q,S ,U,W, Y,AA AC-AJ	2
-325B	NAS6704-26		.BOLT- (LIMITED)	A	2
330	NAS6704-15		.BOLT	A,C,E ,G,N, Q,S,U ,W,Y, AA AC-AJ	2
334	NAS6704-26		DELETED		
335	NAS6704-15		DELETED		
340	NAS6704-26		.BOLT- (LIMITED)	A	2
-340A	NAS6704-49		.BOLT- (LIMITED)	A	2
-340B	NAS6704-49		.BOLT	C,E,G ,J,L, N,Q,S ,U,W, Y,AA AC-AJ	2
345	AN960-416		.WASHER	A,C,E ,G,J, L,N,Q ,S,U, W,Y AA,A	16

71-11-59

 ILLUSTRATED PARTS LIST
 01.1 Page 1080R
 Mar 01/03


BOEING
 COMPONENT
 MAINTENANCE MANUAL

FIG. & ITEM	PART NO.	AIRLINE PART NUMBER	NOMENCLATURE 1234567	EFF CODE	QTY PER ASSY
01-					
350	BACN10GW4		DELETED	C-AJ	
350A	NAS1804-4		.NUT	A,C,E ,G,J, L,N,Q ,S,U, W,Y AA	16
-350B	MS21042L4		.NUT	AC-AJ	16
355	314T3250-150		.PLATE- (LIMITED)	A	2
-355A	314T3250-190		.PLATE- (LIMITED)	A	2
-355B	314T3250-190		.PLATE	C,E,G ,J,L, N,Q,S ,U,W, Y,AA AC-AJ	2
360	314T1339-1		.STOP-ANTI-ROTATION	A,C,E ,G,J, L,N,Q ,S,U, W,Y AA,A C-AJ	2
365	314T1339-4		.STOP-ANTI-ROTATION	A,C,G	2
-365A	314T1339-4		.STOP-ANTI-ROTATION (LIMITED)	E	2
-365B	314T1339-14		.STOP-ANTI-ROTATION (LIMITED)	E	2
-365C	314T1339-14		.STOP-ANTI-ROTATION	J,L,N ,Q,S, U,W,Y ,AA,A C-AJ	2
370	S314N104-3		DELETED		
370A	TL10068-103		DELETED		
370B	H2827-17		.KEEPER ASSY- (V83014) (SPEC S314N104-3) (OPT TL10068-103 (V29372)) (OPT 9409-13 (V84256))	A,C,E ,G,J, L,N,Q ,S,U, W,Y AA,A C-AJ	4

71-11-59

ILLUSTRATED PARTS LIST

01.1 Page 1080S

Mar 01/03

FIG. & ITEM	PART NO.	AIRLINE PART NUMBER	NOMENCLATURE 1234567	EFF CODE	QTY PER ASSY
01-					
375	314T3210-96		. FILLER-RADIUS	A,C,G	4
-375A	314T3210-96		. FILLER-RADIUS (LIMITED)	E	4
377	314T3210-96		. FILLER-RADIUS (LIMITED)	E	3
-377A	314T3210-96		. FILLER-RADIUS	J,L,N Q,S U,W,Y AA,A C-AJ	3
378	314T4210-71		. FILLER-RADIUS (LIMITED)	E	1
-378A	314T3210-71		DELETED		
-378B	314T4210-71		. FILLER-RADIUS	J,L,N Q,S U,W,Y AA,A C-AJ	1
379	314T4210-211		. LONGERON ASSY- (FOR DETAILS SEE FIG. 4)	N,Q,S U,W Y,AA AC-AJ	1
380	315T1448-5		. BOLT-SHOULDER	B,D,F H,K M,P,R T,V X,Z AB,A K-AQ	1

71-11-59

 ILLUSTRATED PARTS LIST
 01.1 Page 1080T
 Mar 01/03


BOEING
 COMPONENT
 MAINTENANCE MANUAL

FIG. & ITEM	PART NO.	AIRLINE PART NUMBER	NOMENCLATURE 1234567	EFF CODE	QTY PER ASSY
01-385	315T1448-2		.BOLT-SHOULDER	B,D,F ,H,K, M,P,R ,T,V, X,Z AB,A K-AQ	2
390	315T1448-2		.BOLT-SHOULDER (OPT ITEM 390A)	B,D,H	1
-390A	315T1448-7		.BOLT-SHOULDER (OPT ITEM 390)	B,D,H	1
-390B	315T1448-2		.BOLT-SHOULDER	F,K,M ,P,R, T,V,X ,Z,AB AK-AQ	1
395	BACW10BP5C		.WASHER	B,D,F ,H,K, M,P,R ,T,V, X,Z AB,A K-AQ	4
400	BRH10C4		.NUT- (V52828) (SPEC BACN10JC4C) (OPT T6C428J (V11815)) (OPT 97-048 (V80539)) (OPT 101LH9075-4W (V72962)) (OPT VN303B048 (V92215)) (OPT NS202101S048 (V80539)) (OPT H31-4BAC (V15653))	B,D,F ,H,K, M,P,R ,T,V, X,Z AB,A K-AQ	4

71-11-59

 ILLUSTRATED PARTS LIST
 01.1 Page 1080U
 Mar 01/03

FIG. & ITEM	PART NO.	AIRLINE PART NUMBER	NOMENCLATURE 1234567	EFF CODE	QTY PER ASSY
01-405 405A	S314N102-4 TL10101-104		DELETED .LATCH ASSY- (V29372) (SPEC S314N102-4)	B,D,F ,H,K, M,P,R ,T,V, X,Z AB,A K-AQ	4
410	BACB28AM06B044A		.BUSHING	B,D,F ,H,K, M,P,R ,T,V, X,Z ABZ	1
-410A	BACB28AT06B044C		.BUSHING	AK-AQ	1
415	BACB28AM06B029A		.BUSHING	B,D,F ,H,K, M,P,R ,T,V, X,Z ABZ	2
-415A	BACB28AT06B029C		.BUSHING	AK-AQ	2
420	BACB28AM06B024A		.BUSHING	B,D,F ,H,K, M,P,R ,T,V, X,Z ABZ	1
-420A	BACB28AT06B024C		.BUSHING	AK-AQ	1
423	314T4210-212		.LONGERON ASSY- (FOR DETAILS SEE FIG. 5)	P,R,T ,V,X, Z,AB, AK-AQ	1

71-11-59

 ILLUSTRATED PARTS LIST
 01.1 Page 1080V
 Mar 01/03


BOEING
 COMPONENT
 MAINTENANCE MANUAL

FIG. & ITEM	PART NO.	AIRLINE PART NUMBER	NOMENCLATURE 1234567	EFF CODE	QTY PER ASSY
01- -425	314T3230-71		.DOOR INSTL	A,C,E ,G,J	1
-430	314T3230-72		.DOOR INSTL	B,D,F ,H,K	1
-435	314T3230-73		.DOOR INSTL	A-K	1
440	MS16562-11		..PIN-SPR (LIMITED)	A-K	2
-440A	MS16562-9		..PIN-SPR (LIMITED)	A-K	2
445	MS16562-13		..PIN-SPR (LIMITED)	A-K	2
-445A	MS16562-10		..PIN-SPR (LIMITED)	A-K	2
450	314T3230-74		DELETED		
450A	314T3230-86		..DOOR ASSY- (USED ON ITEM 425)	A,C,E ,G,J	1
-455	314T3230-58		..DOOR ASSY- (USED ON ITEM 430)	B,D,F ,H,K	1
R 460	314T3230-58		..DOOR ASSY- (USED ON ITEM 435)	A-K	1
465	BACB30LH3-12		...BOLT	A-K	2
470	BACB30LH3-14		...BOLT	A-K	2
475	AN960C10		...WASHER	A-K	4
R 480	BRH10C3M		...NUT- (V52828) (SPEC BACN10JC3CM) (OPT T6C1032JM (V11815)) (OPT 97E02 (V80539)) (OPT 109LH9075-3W (V72962)) (OPT VN303D02 (V92215)) (OPT NS202101SE02 (V80539)) (OPT H01-3BAC (V15653))	A-K	4
485	314T3230-55		...SPACER-HINGE TAPERED	A-K	2

71-11-59

 ILLUSTRATED PARTS LIST
 01.1 Page 1080W
 Mar 01/03

FIG. & ITEM	PART NO.	AIRLINE PART NUMBER	NOMENCLATURE 1234567	EFF CODE	QTY PER ASSY
01-					
490	BACS40R09E16F		...SHIM	A-K	2
495	314T3231-1		...FITTING	A-K	2
500	BACB30LH2-7		...BOLT	A-K	9
505	AN960PD8		...WASHER	A-K	9
510	BRH10C08M		...NUT- (V52828) (SPEC BACN10JC08CM) (OPT T6C832JM (V11815)) (OPT 97E82 (V80539)) (OPT 109LH9075-82W (V72962)) (OPT VN303D82 (V92215)) (OPT NS202101SE82 (V80539)) (OPT H01-08BAC (V15653))	A-K	9
515	314T3230-36		...RETAINER	A-K	1
520	314T3230-10		...SEAL- (MFD FROM RUBBER SECTION BAC1530-94 X 12.00 F-25.01)	A-K	2
R 525	314T3230-9		...SPACER	A-K	1
530	BACB30LU06-2		...BOLT	A-K	8
535	AN960C6L		...WASHER	A-K	8
540	H10-06BAC		...NUT- (V15653) (SPEC BACN10JC06) (OPT RMLH9075-62W (V72962)) (OPT T6S632J (V11815)) (OPT VN303A62 (V92215)) (OPT 96-62 (V80539)) (OPT BRH10A06 (OPT BRH10A06 (V11815))	A-K	8
545	9488-13		DELETED		

71-11-59

 ILLUSTRATED PARTS LIST
 01.1 Page 1080X
 Mar 01/03


BOEING
 COMPONENT
 MAINTENANCE MANUAL

FIG. & ITEM	PART NO.	AIRLINE PART NUMBER	NOMENCLATURE 1234567	EFF CODE	QTY PER ASSY
R 01-545A	TL22013-102		...LATCH- (V29372) (SPEC S311T306-2) (OPT H2901-1 (V83014)) (OPT 9488-13 (V84256))	A-K	2
550	314T3230-8		...SPACER-LATCH	A-K	2
552	BACR15CE5D		...RIVET- (SIZE DETERMINE ON INST) (USED ON ITEM 450A)	A,C,E ,G,J	4
555	314T3230-78		DELETED		
555A	314T3230-82		...TUBE ASSY- (USED ON ITEM 450A)	A,C,E ,G,J	1
560	314T3236-4		...DOOR- (OPT ITEM 560A) (USED ON ITEM 450A)	A,C,E ,G,J	1
-560A	314T3236-6		...DOOR- (OPT ITEM 560) (USED ON ITEM 450A)	A,C,E ,G,J	1
-565	314T3236-2		...DOOR- (OPT ITEM 565A) (USED ON ITEM 455)	B,D,F ,H,K	1
-565A	314T3236-3		...DOOR- (OPT ITEM 565) (USED ON ITEM 455)	B,D,F ,H,K	1
570	314T3236-2		...DOOR- (OPT ITEM 570A) (USED ON ITEM 460)	A-K	1

71-11-59

 ILLUSTRATED PARTS LIST
 01.1 Page 1080Y
 Mar 01/03

FIG. & ITEM	PART NO.	AIRLINE PART NUMBER	NOMENCLATURE 1234567	EFF CODE	QTY PER ASSY
01- -570A	314T3236-3		...DOOR- (OPT ITEM 570) (USED ON ITEM 460)	A-K	1
R 575	314T3230-24		..WASHER- (ALT FROM BACW10P32C) (OPT ITEM 575A)	A-K	AR
R -575A	AN96OKD416L		..WASHER- (OPT ITEM 575)	A-K	AR
R 577	HL11VAZ6-7		..BOLT- (V56878) (SPEC BACB30NW6K7) (OPT B30NW6K7 (V97928)) (OPT HL11VAZ6-7 (V73197)) (OPT HL11VAZ6-7 (V92215)) (OPT HL11VAZ6-7 (V97928)) (OPT L803-6K7 (V06725)) (OPT HL11VAZ6-7 (VOPTK6)) (OPT HL11VAZ6-7 (V60516)) (USED ON ITEMS 425, 430)	A-K	3
R 579	HL11VAZ6-4		..BOLT- (V56878) (SPEC BACB30NW6K4) (OPT B30NW6K4 (V97928)) (OPT HL11VAZ6-4 (V73197)) (OPT HL11VAZ6-4 (V92215)) (OPT HL11VAZ6-4 (V97928)) (OPT L803-6K4 (V06725)) (OPT HL11VAZ6-4 (VOPTK6)) (OPT HL11VAZ6-4 (V60516)) (USED ON ITEMS 425, 430)	A-K	18

71-11-59

 ILLUSTRATED PARTS LIST
 01.1 Page 1080Z
 Mar 01/03


BOEING
 COMPONENT
 MAINTENANCE MANUAL

FIG. & ITEM	PART NO.	AIRLINE PART NUMBER	NOMENCLATURE	EFF CODE	QTY PER ASSY
R 01-580 581	314T3230-54 HL1012AZ6-6		1234567 DELETED ..BOLT- (V97928) (SPEC BACB30NX6K6) (OPT HL12VAZ6-6 (V73197)) (OPT HL12VAZ6-6 (V92215)) (OPT HL12VAZ6-6 (V97928)) (OPT L802-6K6 (V06725)) (OPT HL12VAZ6-6 (V56878)) (OPT HL1012AZ6-6 (V0PTK6)) (OPT HL1012AZ6-6 (V06725)) (OPT HL1012AZ6-6 (V06950)) (OPT HL1012AZ6-6 (V17446)) (OPT HL1012AZ6-6 (V56878)) (OPT HL1012AZ6-6 (V60516)) (OPT HL1012AZ6-6 (V73197)) (USED ON ITEMS 425, 430)	A-K	6

71-11-59

ILLUSTRATED PARTS LIST

01.1

Page 1081

Mar 01/03

FIG. & ITEM	PART NO.	AIRLINE PART NUMBER	NOMENCLATURE 1234567	EFF CODE	QTY PER ASSY
R 01-583	BACB30MY6K4		..BOLT- (USED ON ITEMS 425, 430)	A-K	4
-585	314T3230-53		DELETED		
-585A	314T3230-5003		DELETED		
-585B	314T3230-5004		DELETED		
R 586	HL79-6		..COLLAR- (V5M902) (SPEC BACC30M6) (OPT HL79-6 (V73197)) (OPT HL79-6 (V92215)) (OPT 66014-6 (V56878)) (OPT HL79-6 (V56878)) (USED ON ITEMS 425, 430)	A-K	25
R 588	HL82-6APBW		..COLLAR- (V5M902) (SPEC BACC30AG6) (OPT HL82-6APBW (V92215)) (OPT HL82-6APBW (V56878)) (OPT HL82-6APBW (V73197)) (USED ON ITEMS 425, 430)	A-K	6
590	314T3230-52		DELETED		
-590A	314T3230-5001		DELETED		
-590B	314T3230-5002		DELETED		
R 591	BACR15CE6D		..RIVET- (SIZE DETERMINE ON INST) (USED ON ITEMS 425, 430)	A-K	1
R 593	314T3230-54		..LONGERON ASSY- (USED ON ITEM 425)	A,C,E ,G,J	1
595	314T3230-76		DELETED		
R 596	314T3230-76		..LONGERON ASSY- (USED ON ITEM 430)	B,D,F ,H,K	1
R 598	BACB28AM04B015A		...BUSHING ATTACHING PARTS	A-K	1
600	HL11VAZ6-7		DELETED		
R 601	314T3230-44		...LONGERON	A,C,E ,G,J	1

71-11-59

ILLUSTRATED PARTS LIST

01.1

Page 1082

Mar 01/03


BOEING
 COMPONENT
 MAINTENANCE MANUAL

FIG. & ITEM	PART NO.	AIRLINE PART NUMBER	NOMENCLATURE 1234567	EFF CODE	QTY PER ASSY
R 01-603	314T3230-77		...LONGERON	B,D,F ,H,K	1
R -605	HL11VAZ6-4 314T3230-5001		DELETED		
R -606A	314T3230-5001		..COLLECTOR-LIMITED PART (USED ON ITEM 425)	A,C,E ,G,J	1
R -606A	314T3230-5002		..COLLECTOR-LIMITED PART (USED ON ITEM 425)	A,C,E ,G,J	1
R -608	314T3230-5003		..COLLECTOR-LIMITED PART (USED ON ITEM 430)	B,D,F ,H,K	1
R -608A	314T3230-5004		..COLLECTOR-LIMITED PART (USED ON ITEM 430)	B,D,F ,H,K	1
R 610	HL1012AZ6-6		DELETED		
R 611	314T3230-52		...LONGERON ASSY- (USED ON ITEM 606)	A,C,E ,G,J	1
R 613	314T3230-53		...LONGERON ASSY- (USED ON ITEM 608)	B,D,F ,H,K	1
R 615	HL10VAZ6-4		DELETED		
R 616	BACB28AM04B015A	BUSHING	A-K	1
R 618	314T3230-60	LONGERON- (USED ON ITEM 611)	A,C,E ,G,J	1
R 620	HL79-6		DELETED		
R 621	314T3230-43	LONGERON- (USED ON ITEM 613)	B,D,F ,H,K	1
R 623	314T3230-87		...LONGERON ASSY- (USED ON ITEM 606A)	A,C,E ,G,J	1
R 625	HL82-6APBW		DELETED		
R 626	314T3230-89		...LONGERON ASSY- (USED ON ITEM 608A)	B,D,F ,H,K	1
R 628	BACB28AM04B015A	BUSHING	A-K	1
R 630	BACR15CE6D		DELETED		
R 631	BACB30MY6-7	BOLT	A-K	1
R 633	AN960KD10	WASHER	A-K	1
R 635	BACB28AM04B015A		DELETED		

71-11-59

 ILLUSTRATED PARTS LIST
 01.1 Page 1082A
 Mar 01/03

FIG. & ITEM	PART NO.	AIRLINE PART NUMBER	NOMENCLATURE 1234567	EFF CODE	QTY PER ASSY
R 01-636	H10-3BAC	NUT- (V15653) (SPEC BACN10JC3) (OPT NS202101-02 (V80539)) (OPT RMLH9075-3W (V72962)) (OPT VN303A02 (V92215)) (OPT 96-02 (V80539)) (OPT BRH10A3 (V52828)) (OPT T6S1032J (V11815))	A-K	1
R 638	BACS18C8-4	SPACER	A-K	1
640	314T3230-44		DELETED		
R 641	314T1230-21	STOP- (MFD FROM BAC1521-521 X .3 IN. FIN F-25.01)	A-K	1
R 643	314T3230-88	LONGERON- (USED ON ITEM 623)	A,C,E ,G,J	1
-645	314T3230-43		DELETED		
R 646	314T3230-90	LONGERON- (USED ON ITEM 626)	B,D,F ,H,K	1
650	314T3230-60		DELETED		
-655	314T3230-77		DELETED		
656	314T3230-53		DELETED		
-656A	314T3230-89		DELETED		
656H	314T3230-52		DELETED		

71-11-59

 ILLUSTRATED PARTS LIST
 01.1 Page 1082B
 Mar 01/03

BOEING
 COMPONENT
 MAINTENANCE MANUAL

FIG. & ITEM	PART NO.	AIRLINE PART NUMBER	NOMENCLATURE 1234567	EFF CODE	QTY PER ASSY
01-					
-656J	314T3230-87		DELETED		
657	BACB28AM04B015A		DELETED		
-657H	BACS18C8-4		DELETED		
-658	314T1230-21		DELETED		
659	314T3230-43		DELETED		
-659A	314T3230-90		DELETED		
659H	314T3230-60		DELETED		
-659J	314T3230-88		DELETED		
660	314T3230-54		DELETED		
R 661	HL11VAZ6-7		..BOLT- (V56878) (SPEC BACB30NW6K7) (OPT B30NW6K7 (V97928)) (OPT HL11VAZ6-7 (V73197)) (OPT HL11VAZ6-7 (V92215)) (OPT HL11VAZ6-7 (V97928)) (OPT L803-6K7 (V06725)) (OPT HL11VAZ6-7 (V0PTK6)) (OPT HL11VAZ6-7 (V60516)) (USED ON ITEM 435)	A-K	6
R 663	HL11VAZ6-4		..BOLT- (V56878) (SPEC BACB30NW6K4) (OPT B30NW6K4 (V97928)) (OPT HL11VAZ6-4 (V73197)) (OPT HL11VAZ6-4 (V92215)) (OPT HL11VAZ6-4 (V97928)) (OPT L803-6K4 (V06725)) (OPT HL11VAZ6-4 (V0PTK6)) (OPT HL11VAZ6-4 (V60516)) (USED ON ITEM 435)	A-K	20

71-11-59

ILLUSTRATED PARTS LIST
 01.1 Page 1082C
 Mar 01/03

FIG. & ITEM	PART NO.	AIRLINE PART NUMBER	NOMENCLATURE 1234567	EFF CODE	QTY PER ASSY
R	01-665	314T3230-53	DELETED	A-K	6
	-665A	314T3230-5003	DELETED		
	-665B	314T3230-5004	DELETED		
	666	HL1012AZ6-6	..BOLT-		
			(V97928)		
		(SPEC BACB30NX6K6)			
		(OPT HL12VAZ6-6			
		(V73197))			
		(OPT HL12VAZ6-6			
		(V92215))			
		(OPT HL12VAZ6-6			
		(V97928))			
		(OPT L802-6K6			
		(V06725))			
		(OPT HL12VAZ6-6			
		(V56878))			
		(OPT HL1012AZ6-6			
		(V0PTK6))			
		(OPT HL1012AZ6-6			
		(V06725))			
		(OPT HL1012AZ6-6			
		(V06950))			
		(OPT HL1012AZ6-6			
		(V17446))			
		(OPT HL1012AZ6-6			
		(V56878))			
		(OPT HL1012AZ6-6			
		(V60516))			
		(OPT HL1012AZ6-6			
		(V73197))			
		(USED ON ITEM 435)			

71-11-59

 ILLUSTRATED PARTS LIST
 01.1 Page 1082D
 Mar 01/03


BOEING
 COMPONENT
 MAINTENANCE MANUAL

FIG. & ITEM	PART NO.	AIRLINE PART NUMBER	NOMENCLATURE 1234567	EFF CODE	QTY PER ASSY
R 01-668	BACB30MY6K4		..BOLT- (USED ON ITEM 435)	A-K	4
R 670	HL11VAZ6-7		DELETED		
R 671	HL79-6		..COLLAR- (V5M902) (SPEC BACC30M6) (OPT HL79-6 (V73197)) (OPT HL79-6 (V92215)) (OPT 66014-6 (V56878)) (OPT HL79-6 (V56878)) (USED ON ITEM 435)	A-K	30
R 673	HL82-6APBW		..COLLAR- (V5M902) (SPEC BACC30AG6) (OPT HL82-6APBW (V92215)) (OPT HL82-6APBW (V56878)) (OPT HL82-6APBW (V73197)) (USED ON ITEM 435)	A-K	6
R 675	HL11VAZ6-4		DELETED		
R 676	BACR15CE6D		..RIVET- (SIZE DETERMINE ON INST) (USED ON ITEM 435)	A-K	2
R 678	314T3230-54		..LONGERON ASSY- (USED ON ITEM 435)	A-K	1
R 680	HL1012AZ6-6		DELETED		
R 681	BACB28AM04B015A		...BUSHING	A-K	1
R 683	314T3230-44		...LONGERON- (USED ON ITEM 660)	A-K	1
R 685	HL10VAZ6-4		DELETED		
R -686	314T3230-5003		..COLLECTOR-LIMITED PART (USED ON ITEM 435)	A-K	1
R -686A	314T3230-5004		..COLLECTOR-LIMITED PART (USED ON ITEM 435)	A-K	1
R 688	314T3230-53		...LONGERON ASSY- (USED ON ITEM 686)	A-K	1

71-11-59

 ILLUSTRATED PARTS LIST
 01.1 Page 1082E
 Mar 01/03

FIG. & ITEM	PART NO.	AIRLINE PART NUMBER	NOMENCLATURE 1234567	EFF CODE	QTY PER ASSY
01-					
R 690	HL79-6		DELETED		
R 691	BACB28AM04B015A	BUSHING	A-K	1
R 693	314T3230-43	LONGERON- (USED ON ITEM 688)	A-K	1
R 695	HL82-6APBW		DELETED		
R 696	314T3230-89		...LONGERON ASSY- (USED ON ITEM 686A)	A-K	1
R 698	BACB28AM04B015A	BUSHING	A-K	1
R 700	BACR15CE6D		DELETED		
R 701	BACB30MY6-7	BOLT	A-K	1
R 703	AN96OKD10	WASHER	A-K	1
R 705	BACB28AM04B015A		DELETED		
R 706	H10-3BAC	NUT- (V15653) (SPEC BACN10JC3) (OPT NS202101-02 (V80539)) (OPT RMLH9075-3W (V72962)) (OPT VN303A02 (V92215)) (OPT 96-02 (V80539)) (OPT BRH10A3 (V52828)) (OPT T6S1032J (V11815))	A-K	1
R 708	BACS18C8-4	SPACER	A-K	1
R 710	314T3230-44		DELETED		
R 711	314T1230-21	STOP- (MFD FROM BAC1521-521 X .3 IN. FIN F-25.01)	A-K	1

71-11-59

 ILLUSTRATED PARTS LIST
 01.1 Page 1082F
 Mar 01/03


BOEING
 COMPONENT
 MAINTENANCE MANUAL

FIG. & ITEM	PART NO.	AIRLINE PART NUMBER	NOMENCLATURE 1234567	EFF CODE	QTY PER ASSY
R 01-					
713	314T3230-90	LONGERON	A-K	1
715	314T3230-43		DELETED		
716	314T3230-53		DELETED		
-716A	314T3230-89		DELETED		
717	BACB28AM04B015A		DELETED		
-717H	BACS18C8-4		DELETED		
-718	314T1230-21		DELETED		
719	314T3230-43		DELETED		
-719A	314T3230-90		DELETED		
720	314T3237-14		DELETED		
723	314T3237-20		.DUCT ASSY-OIL BREATHER EXIT (314T4210-48 MAY REPLACE 314T3237-20 FOR PW4000 ENGINE CORE COWLS ONLY)	A	1
-723A	314T4210-48		DELETED		
-723B	314T3237-25		.DUCT ASSY-OIL BREATHER EXIT	E, J, L , N, Q, S, U, W , Y, AA AC-AJ	1
725	HL11VAZ6-5		.BOLT- (V56878) (SPEC BACB30NW6K5) (OPT HL11V6-5 (V92215)) (OPT HL11V6-5 (V97928)) (OPT L803-6-5 (V06725)) (OPT B30NW6K5 (V97928)) (OPT HL11VAZ6-5 (V73197)) (OPT HL11VAZ6-5 (V92215)) (OPT HL11VAZ6-5 (V97928))	A, E, J , L, N, Q, S, U , W, Y, AA AC-AJ	8

71-11-59

 ILLUSTRATED PARTS LIST
 01.1 Page 1082G
 Mar 01/03

FIG. & ITEM	PART NO.	AIRLINE PART NUMBER	NOMENCLATURE 1234567	EFF CODE	QTY PER ASSY
01-730	HL11VAZ6-4		.BOLT- (V56878) (SPEC BACB30NW6K4) (OPT HL11V6-4 (V92215)) (OPT HL11V6-4 (V97928)) (OPT L803-6-4 (V06725)) (OPT B30NW6K4 (V97928)) (OPT HL11VAZ6-4 (V73197)) (OPT HL11VAZ6-4 (V92215)) (OPT HL11VAZ6-4 (V97928))	A,E,J L,N, Q,S,U W,Y, AA AC-AJ	14
735	HL11VAZ6-3		.BOLT- (V56878) (SPEC BACB30NW6K3) (OPT B30NW6K3 (V97928)) (OPT HL11VAZ6-3 (V73197)) (OPT HL11VAZ6-3 (V92215)) (OPT HL11VAZ6-3 (V97928)) (OPT L803-6K3 (V06725)) (OPT HL11VAZ6-3 (V0PTK6)) (OPT HL11VAZ6-3 (V60516))	A,E,J L,N, Q,S,U W,Y, AA AC-AJ	6

71-11-59

 ILLUSTRATED PARTS LIST
 01.1 Page 1082H
 Mar 01/03


BOEING
 COMPONENT
 MAINTENANCE MANUAL

FIG. & ITEM	PART NO.	AIRLINE PART NUMBER	NOMENCLATURE 1234567	EFF CODE	QTY PER ASSY
01-740	HL82-6APBW		. COLLAR- (V5M902) (SPEC BACC30AG6) (OPT HL82-6APBW (V92215)) (OPT HL82-6APBW (V56878)) (OPT HL82-6APBW (V73197)) -----*-----	A, E, J , L, N, Q, S, U , W, Y, AA AC-AJ	28
741	BACB30LH3-2		DELETED		
742	AN960C10L		DELETED		
743	H10-3BAC		DELETED		
744	BACR15CE4M		.. RIVET- (SIZE DETERMINE ON INST)	A, E, J , L, N, Q, S, U , W, Y, AA AC-AJ	4
745	S15936		DELETED		
748	314T3237-23		.. PLATE-WEAR	A	1
-748A	314T4210-52		DELETED		
-748B	314T3237-27		.. PLATE-WEAR	E, J, L , N, Q, S, U, W , Y, AA AC-AJ	1
750	314T3237-15		DELETED		
750A	314T3237-21		.. DUCT ASSY	A	1
-750B	314T3237-49		DELETED		
-750C	314T3237-26		.. DUCT ASSY	E, J, L , N, Q, S, U, W , Y, AA AC-AJ	1
R -755	314T3801-3		. DUCT INSTL-PRECOOLER EXH	A, C, E , G, J	1
760	BACB30NN3K4		ATTACHING PARTS . BOLT	A, C, E , G, J	7

71-11-59

ILLUSTRATED PARTS LIST

01.1 Page 1082I

Mar 01/03

FIG. & ITEM	PART NO.	AIRLINE PART NUMBER	NOMENCLATURE 1234567	EFF CODE	QTY PER ASSY
01-765	BACB30NU3K5		.BOLT	A,C,E ,G,J	12
770	BACB30NU3K4		.BOLT	A,C,E ,G,J	19
775	AN960PD10		.WASHER	A,C,E ,G,J	31
R 780	BRH10C3M		.NUT- (V52828) (SPEC BACN10JC3CM) (OPT T6C1032JM (V11815)) (OPT 97E02 (V80539)) (OPT 109LH9075-3W (V72962)) (OPT VN303D02 (V92215)) (OPT NS202101SE02 (V80539)) (OPT H01-3BAC (V15653)) -----*-----	A,C,E ,G,J	31
-785	314T3801-5001		..DUCT INSTL- (LIMITED)	A,C,E ,G,J	1
-785A	314T3801-5003		..DUCT INSTL- (LIMITED)	A,C,E ,G,J	1
790	BACB30LJ4U4		...BOLT	A,C,E ,G,J	2
795	BACB30LJ4U3		...BOLT	A,C,E ,G,J	6
800	BACB30LJ4U3		...BOLT- (USED ON ITEM 785)	A,C,E ,G,J	1
805	AN960C416L		...WASHER	A,C,E ,G,J	8

71-11-59

 ILLUSTRATED PARTS LIST
 01.1 Page 1082J
 Mar 01/03


BOEING
 COMPONENT
 MAINTENANCE MANUAL

FIG. & ITEM	PART NO.	AIRLINE PART NUMBER	NOMENCLATURE 1234567	EFF CODE	QTY PER ASSY
01-810	AN960C416L		...WASHER- (USED ON ITEM 785)	A,C,E ,G,J	1
815	BRH10C4M		...NUT- (V52828) (SPEC BACN10JC4CM) (OPT T6C428JM (V11815)) (OPT 97E48 (V80539)) (OPT 109LH9075-4W (V72962)) (OPT VN303D048 (V92215)) (OPT 9NS202101SE048 (VA8053)) (OPT H01-4BAC (V15653))	A,C,E ,G,J	8
820	BRH10C4M		...NUT- (V52828) (SPEC BACN10JC4CM) (OPT T6C428JM (V11815)) (OPT 97E48 (V80539)) (OPT 109LH9075-4W (V72962)) (OPT VN303D048 (V92215)) (OPT 9NS202101SE048 (VA8053)) (OPT H01-4BAC (V15653)) (USED ON ITEM 785)	A,C,E ,G,J	1

71-11-59

 ILLUSTRATED PARTS LIST
 01.1 Page 1082K
 Mar 01/03

FIG. & ITEM	PART NO.	AIRLINE PART NUMBER	NOMENCLATURE 1234567	EFF CODE	QTY PER ASSY
01-825	314T3811-3		...BRACKET	A,C,E ,G,J	1
830	314T3242-1		...RECEPTACLE ASSY- (USED ON ITEM 785)	A,C,E ,G,J	1
-830A	314T3242-5		...RECEPTACLE ASSY- (USED ON ITEM 785A)	A,C,E ,G,J	1
835	314T3803-7		...NOZZLE ASSY	A,C,E ,G,J	1
			ATTACHING PARTS		
840	NAS6704HU2		...BOLT	A,C,E ,G,J	6
845	AN960C416L		...WASHER	A,C,E ,G,J	AR
			-----*-----		
850	MS20615-4M4	RIVET	A,C,E ,G,J	12
855	314T3804-1	LUG-ATTACHMENT	A,C,E ,G,J	6
860	314T3234-21		...DUCT ASSY- (OPT ITEM 860A) (USED ON ITEM 785)	A,C,E ,G,J	1
-860A	314T3234-1		...DUCT ASSY- (OPT ITEM 860) (USED ON ITEM 785)	A,C,E ,G,J	1
-860B	314T3234-29		...DUCT ASSY- (OPT ITEM 860C) (USED ON ITEM 785A)	A,C,E ,G,J	1
-860C	314T3234-27		...DUCT ASSY- (OPT ITEM 860B) (USED ON ITEM 785A)	A,C,E ,G,J	1

71-11-59

 ILLUSTRATED PARTS LIST
 01.1 Page 1082L
 Mar 01/03


BOEING
 COMPONENT
 MAINTENANCE MANUAL

FIG. & ITEM	PART NO.	AIRLINE PART NUMBER	NOMENCLATURE 1234567	EFF CODE	QTY PER ASSY
01-865	MS20427M3	RIVET- (SIZE DETERMINE ON INST)	A,C,E ,G,J	14
870	BRF200C3	NUTPLATE- (V52828) (SPEC BACN10JR3CF) (OPT F5031-3BAC (V15653)) (OPT NS103203S02 (V80539)) (OPT T8093C1032 (V11815)) (OPT VN152B1-02 (V92215)) (OPT 101F9201-3 (V72962))	A,C,E ,G,J	7
-875	314T3212-9		.ROD INSTL-HOLD OPEN	A,C,E ,G,J	1
-880	314T3212-10		.ROD INSTL-HOLD OPEN	B,D,F ,H,K	1
-885	314T3247-5		DELETED		
890	314T3247-6		..BUMPER	A,C,E ,G,J	1
R-892	314T3247-5		..BUMPER	B,D,F ,H,K	1
895	314T3212-7001		DELETED		
895A	314T3212-5003		..COLLECTOR-LIMITED PART	A-K	1
-895B	314T3212-5004		..COLLECTOR-LIMITED PART	A-K	1
-895C	314T3212-5005		..COLLECTOR-LIMITED PART	A-K	1
900	HL13VAZ8-6		...BOLT- (V56878) (SPEC BACB30NY8K6) (OPT HL13VAZ8-6 (V73197)) (OPT HL13VAZ8-6 (V92215)) (OPT HL13VAZ8-6 (V97928)) (OPT L801-8K6 (V06725)) (OPT HL13VAZ8-6 (V08524)) (OPT HL13V6 (V06725)) (OPT HL13VAZ8-6 (V17446))	A-K	2

71-11-59

 ILLUSTRATED PARTS LIST
 01.1 Page 1082M
 Mar 01/03

FIG. & ITEM	PART NO.	AIRLINE PART NUMBER	NOMENCLATURE 1234567	EFF CODE	QTY PER ASSY
01-905	HL97DU8		...COLLAR- (V73197) (SPEC BACC30AB8S) (OPT HL97DU8 (V92215)) (OPT HL97DU8 (V56878))	A-K	2
910	315T3605-4		...FILLER-RADIUS (MFD FROM SHEET AL 2024-T3 QQ-A-25/4 F-18.13 0.125 IN. 0.70 IN. 1.20 IN.)	A-K	2
915	RC1108		...RECEIVER- (V08844) (SPEC S314T220-3) (OPT 55395-3 (V84256))	A-K	1
920	AN960KD616		...WASHER	A-K	1
925	BRH10C6M		...NUT- (V52828) (SPEC BACN10JC6CM) (OPT 97E064 (V80539)) (OPT 102LH9075-6 (V72962)) (OPT H01-6BAC (V15653))	A-K	1
930	A6201-2		...ROD ASSY- (V08844) (SPEC S314T220-14) (USED ON ITEM 895A)	A-K	1
-930A	A6201-3		...ROD ASSY- (V08844) (SPEC S314T220-17) (USED ON ITEM 895B)	A-K	1
-930B	ST109-14		DELETED		
-930C	S314T220-18		DELETED		
-930D	A6201-32		...ROD ASSY- (V08844) (SPEC S314T220-18) (USED ON ITEMS 895C)	A-K	1

71-11-59

 ILLUSTRATED PARTS LIST
 01.1 Page 1082N
 Mar 01/03


BOEING
 COMPONENT
 MAINTENANCE MANUAL

FIG. & ITEM	PART NO.	AIRLINE PART NUMBER	NOMENCLATURE 1234567	EFF CODE	QTY PER ASSY
01-931	HL11VAZ6-5		.BOLT- (V56878) (SPEC BACB30NW6K5) (OPT HL11V6-5 (V92215)) (OPT HL11V6-5 (V97928)) (OPT L803-6-5 (V06725)) (OPT B30NW6K5 (V97928)) (OPT HL11VAZ6-5 (V73197)) (OPT HL11VAZ6-5 (V92215)) (OPT HL11VAZ6-5 (V97928))		2
931J	HL82-6APBW		.COLLAR- (V5M902) (SPEC BACC30AG6) (OPT HL82-6APBW (V92215)) (OPT HL82-6APBW (V56878)) (OPT HL82-6APBW (V73197))		2
932	HL10VAZ5-5		.BOLT- (V60516) (SPEC BACB30MY5K5) (OPT B30MY5K5 (V97928))		2
932J	HL79-5		.COLLAR- (V5M902) (SPEC BACC30M5) (OPT HL70-5 (V73197)) (OPT HL70-5 (V92215)) (OPT 66014-5 (V56878)) (OPT HL70-5 (V56878))		2

71-11-59

 ILLUSTRATED PARTS LIST
 01.1 Page 10820
 Mar 01/03

FIG. & ITEM	PART NO.	AIRLINE PART NUMBER	NOMENCLATURE 1234567	EFF CODE	QTY PER ASSY
01-933	314T4005-9		.BRACKET- (LIMITED)	A	1
-933A	314T4005-11		.BRACKET- (LIMITED) (OPT ITEM 933B)	A,C,G	1
-933B	314T4005-13		.BRACKET- (LIMITED) (OPT ITEM 933A)	A,C,G	1
-933C	314T4005-15		.BRACKET	E,J,L N,Q S,U,W Y,AA AC-AJ	1
-934	314T4005-10		.BRACKET- (LIMITED)	B	1
-934A	314T4005-12		.BRACKET- (LIMITED) (OPT ITEM 934B)	B,D,H	1
-934B	314T4005-14		.BRACKET- (LIMITED) (OPT ITEM 934A)	B,D,H	1
-934C	314T4005-16		.BRACKET	F,K,M P,R T,V,X Z,AB AK-AQ	1
935	314T4210-33		.PANEL ASSY- (FOR DETAILS SEE FIG. 2)	A,C,G	1
-935A	314T4210-61		.PANEL ASSY- (FOR DETAILS SEE FIG. 2)	E,J	1
-935B	314T4210-103		.PANEL ASSY- (FOR DETAILS SEE FIG. 2)	L	1
-940	314T4210-40		.PANEL ASSY- (FOR DETAILS SEE FIG. 2)	B,D,H	1
-940A	314T4210-62		.PANEL ASSY- (FOR DETAILS SEE FIG. 2)	F,K	1
-940B	314T4210-104		.PANEL ASSY- (FOR DETAILS SEE FIG. 2)	M	1
945	BACR15BA3AD		.RIVET- (SIZE DETERMINE ON INST)		8
950	MS27253-2		.PLATE		1
955	BAC27TTR0041		.MARKER-ALUMINUM FOIL (OPT ITEM 955A)	A-H	1

71-11-59

 ILLUSTRATED PARTS LIST
 01.1 Page 1082P
 Mar 01/03


BOEING
 COMPONENT
 MAINTENANCE MANUAL

FIG. & ITEM	PART NO.	AIRLINE PART NUMBER	NOMENCLATURE 1234567	EFF CODE	QTY PER ASSY
01- -955A	BAC27TTR73		.MARKER-ALUMINUM FOIL (OPT ITEM 955)	A-H	1
-955B	BAC27TTR73		.MARKER-ALUMINUM FOIL (LIMITED)	J,K	1
-955C	BAC27TTR0041		.MARKER-ALUMINUM FOIL (LIMITED)	J,K	1
-955D	BAC27TTR73		.MARKER-ALUMINUM FOIL	L-AQ	1
960	314T4210-48		.WELD ASSY-DUCT (314T4210-48 MAY REPLACE 314T3237-20 FOR PW4000 ENGINE CORE COWLS ONLY)	C,G	1
961	HL11VAZ6-5		ATTACHING PARTS .BOLT- (V56878) (SPEC BACB30NW6K5) (OPT HL11V6-5 (V92215)) (OPT HL11V6-5 (V97928)) (OPT L803-6-5 (V06725)) (OPT B30NW6K5 (V97928)) (OPT HL11VAZ6-5 (V73197)) (OPT HL11VAZ6-5 (V92215)) (OPT HL11VAZ6-5 (V97928))	C,G	8

71-11-59

 ILLUSTRATED PARTS LIST
 01.1 Page 1082Q
 Mar 01/03

FIG. & ITEM	PART NO.	AIRLINE PART NUMBER	NOMENCLATURE 1234567	EFF CODE	QTY PER ASSY
01-961N	HL11VAZ6-4		.BOLT- (V56878) (SPEC BACB30NW6K4) (OPT HL11V6-4 (V92215)) (OPT HL11V6-4 (V97928)) (OPT L803-6-4 (V06725)) (OPT B30NW6K4 (V97928)) (OPT HL11VAZ6-4 (V73197)) (OPT HL11VAZ6-4 (V92215)) (OPT HL11VAZ6-4 (V97928))	C,G	14
962	HL11VAZ6-3		.BOLT- (V56878) (SPEC BACB30NW6K3) (OPT B30NW6K3 (V97928)) (OPT HL11VAZ6-3 (V73197)) (OPT HL11VAZ6-3 (V92215)) (OPT HL11VAZ6-3 (V97928)) (OPT L803-6K3 (V06725)) (OPT HL11VAZ6-3 (V0PTK6)) (OPT HL11VAZ6-3 (V60516))	C,G	6

71-11-59

 ILLUSTRATED PARTS LIST
 01.1 Page 1082R
 Mar 01/03

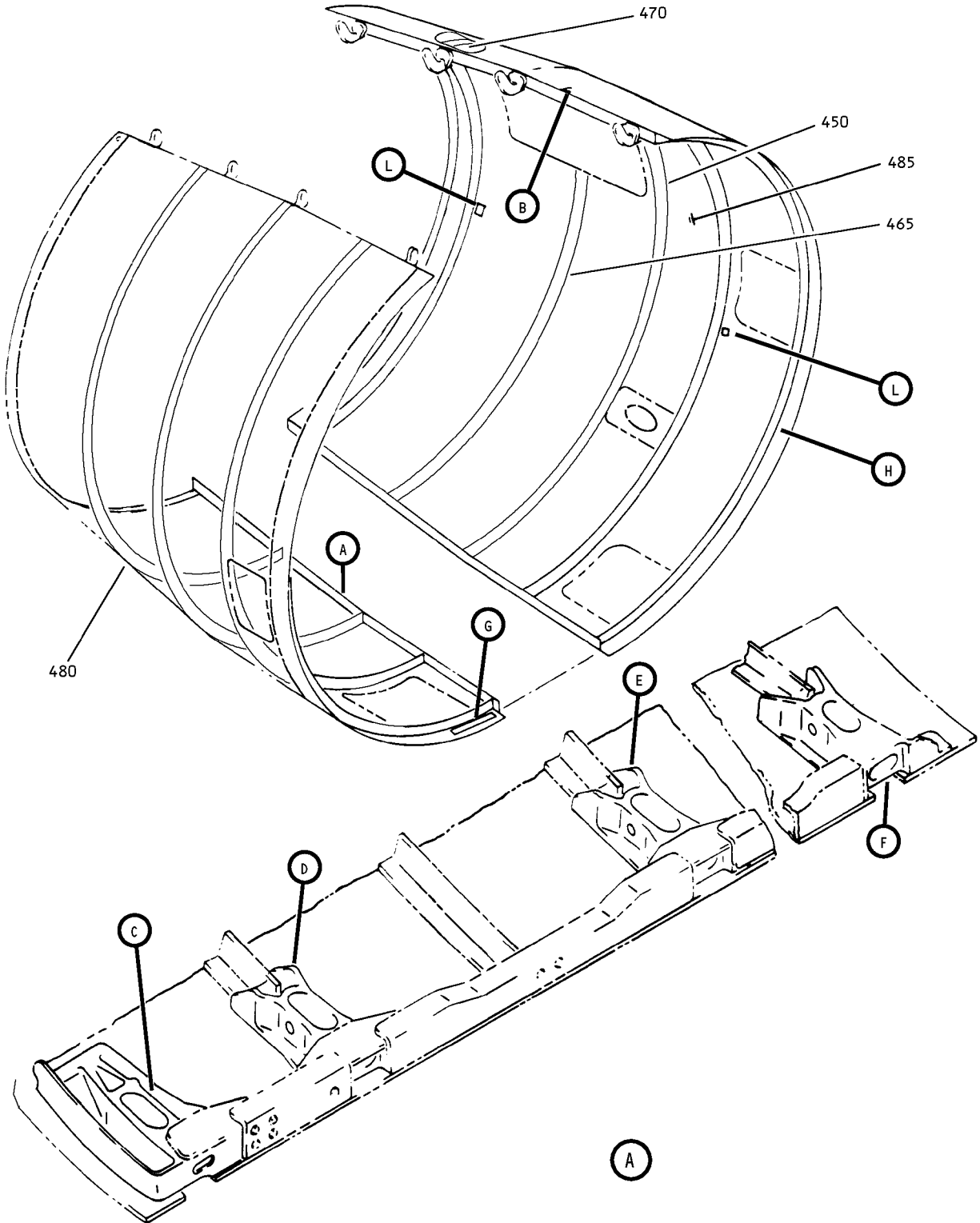

BOEING
 COMPONENT
 MAINTENANCE MANUAL

FIG. & ITEM	PART NO.	AIRLINE PART NUMBER	NOMENCLATURE 1234567	EFF CODE	QTY PER ASSY
01- 962N	HL82-6APBW		. COLLAR- (V5M902) (SPEC BACC30AG6) (OPT HL82-6APBW (V92215)) (OPT HL82-6APBW (V56878)) (OPT HL82-6APBW (V73197)) -----*-----	C,G	28
963	BACR15CE4M		..RIVET- (SIZE DETERMINE ON INST)	C,G	4
966	314T4210-52		..PLATE-WEAR	C,G	1
969	314T4210-49		..DUCT ASSY	C,G	1
R			BOEING LETTER HISTORY		

- Item Not Illustrated

71-11-59

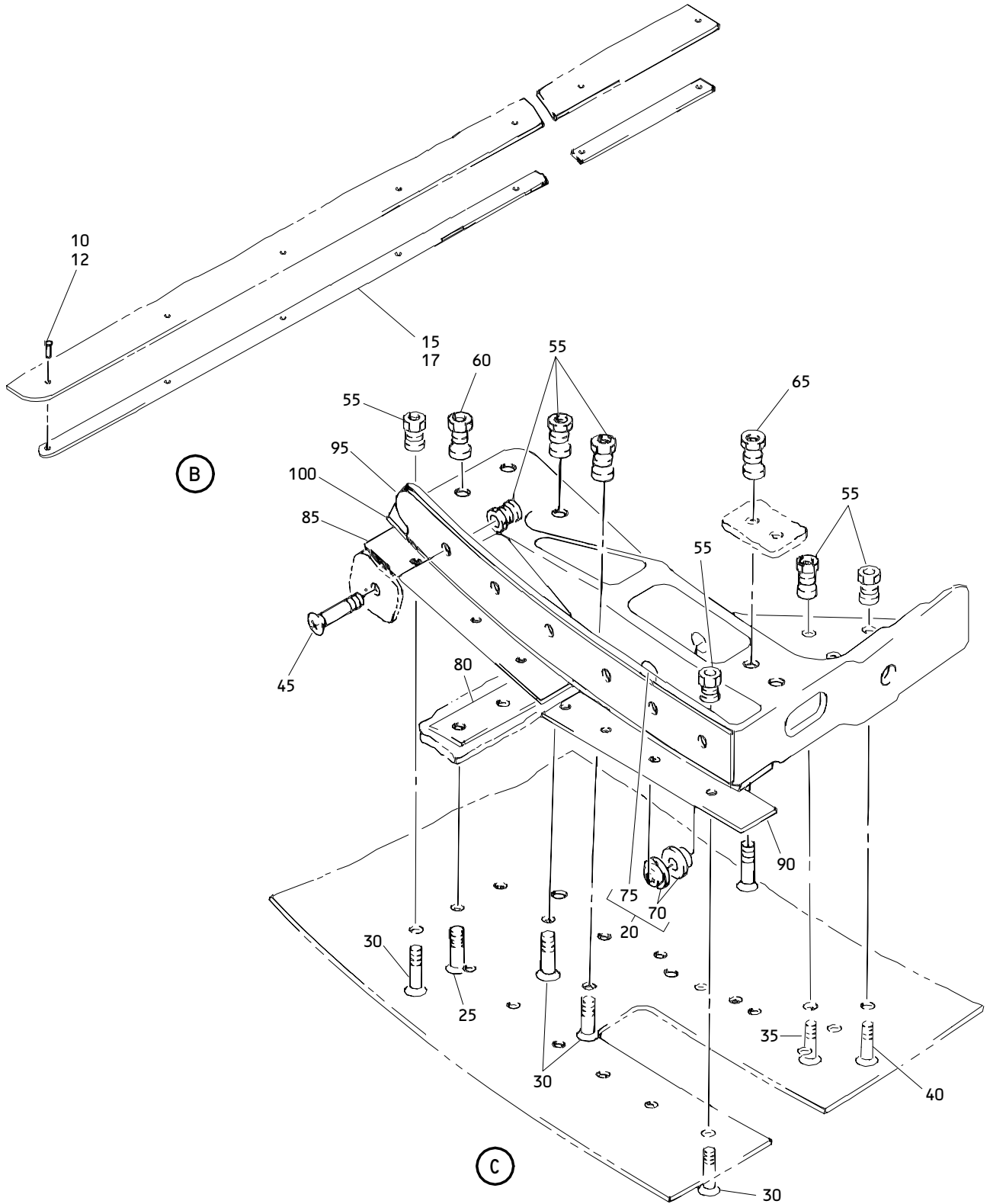
ILLUSTRATED PARTS LIST
 01.1 Page 1082S
 Mar 01/03



Core Cowl Panel Assembly
Figure 2 (Sheet 1)

71-11-59

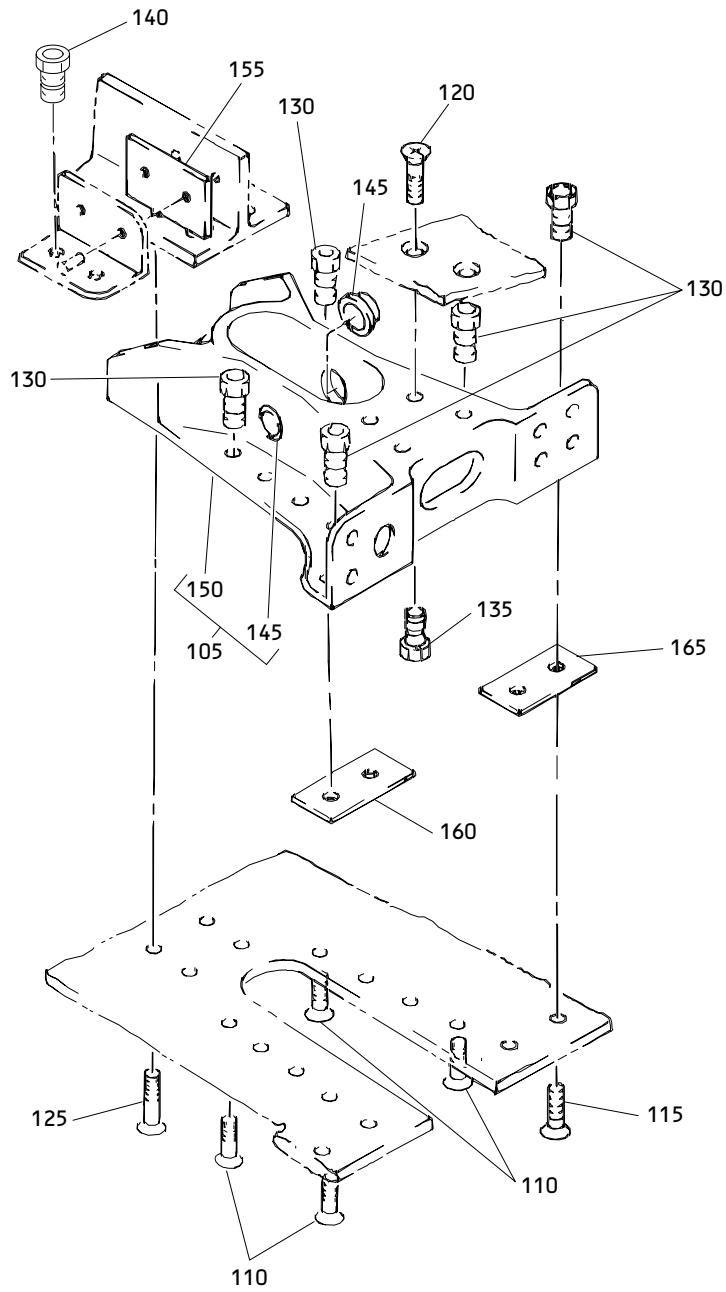
ILLUSTRATED PARTS LIST
01.1 Page 1082T
Mar 01/03



Core Cowl Panel Assembly
Figure 2 (Sheet 2)

71-11-59

ILLUSTRATED PARTS LIST
01.1 Page 1082U
Mar 01/03

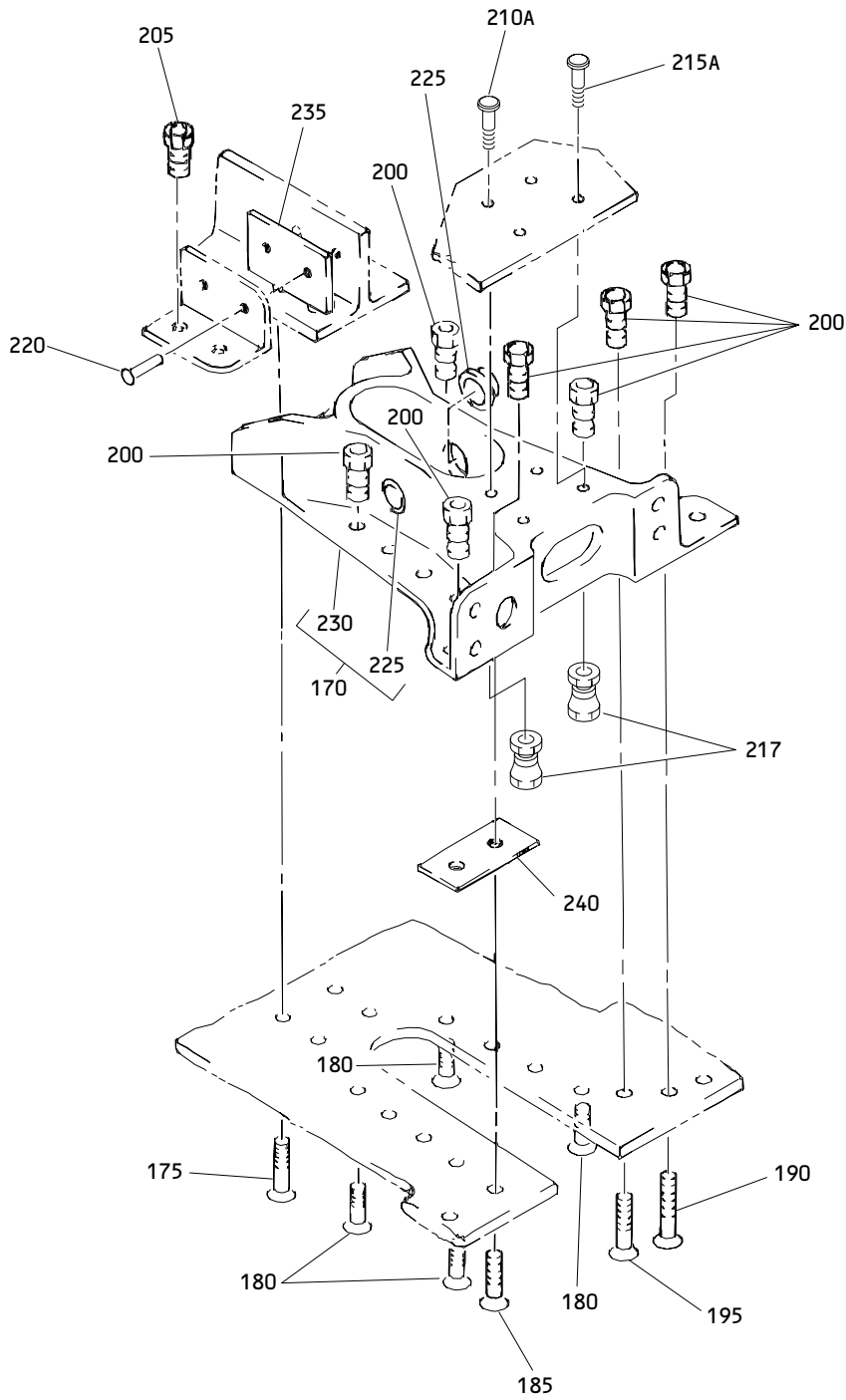


(D)

Core Cowl Panel Assembly
Figure 2 (Sheet 3)

71-11-59

ILLUSTRATED PARTS LIST
01.1 Page 1082V
Mar 01/03

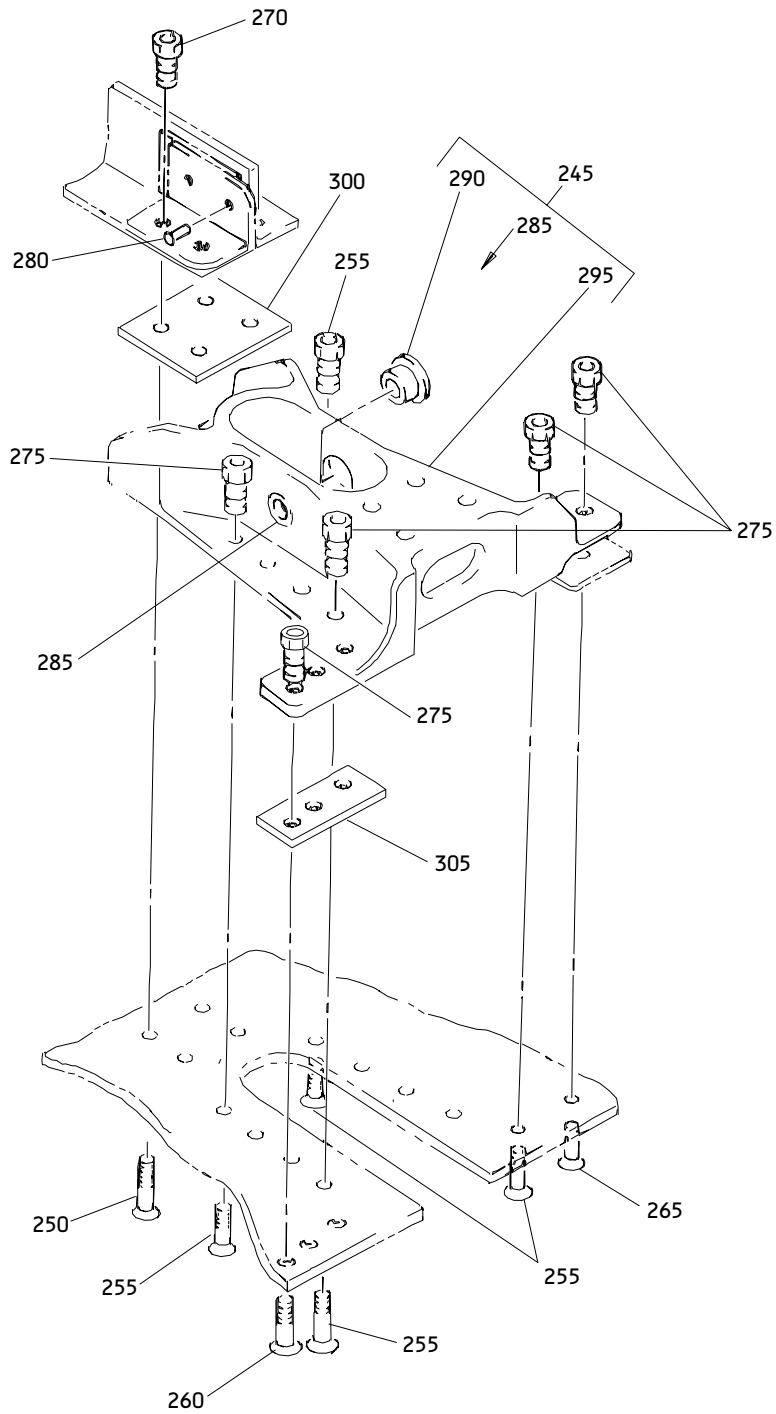


(E)

Core Cowl Panel Assembly
Figure 2 (Sheet 4)

71-11-59

ILLUSTRATED PARTS LIST
01.1 Page 1082W
Mar 01/03

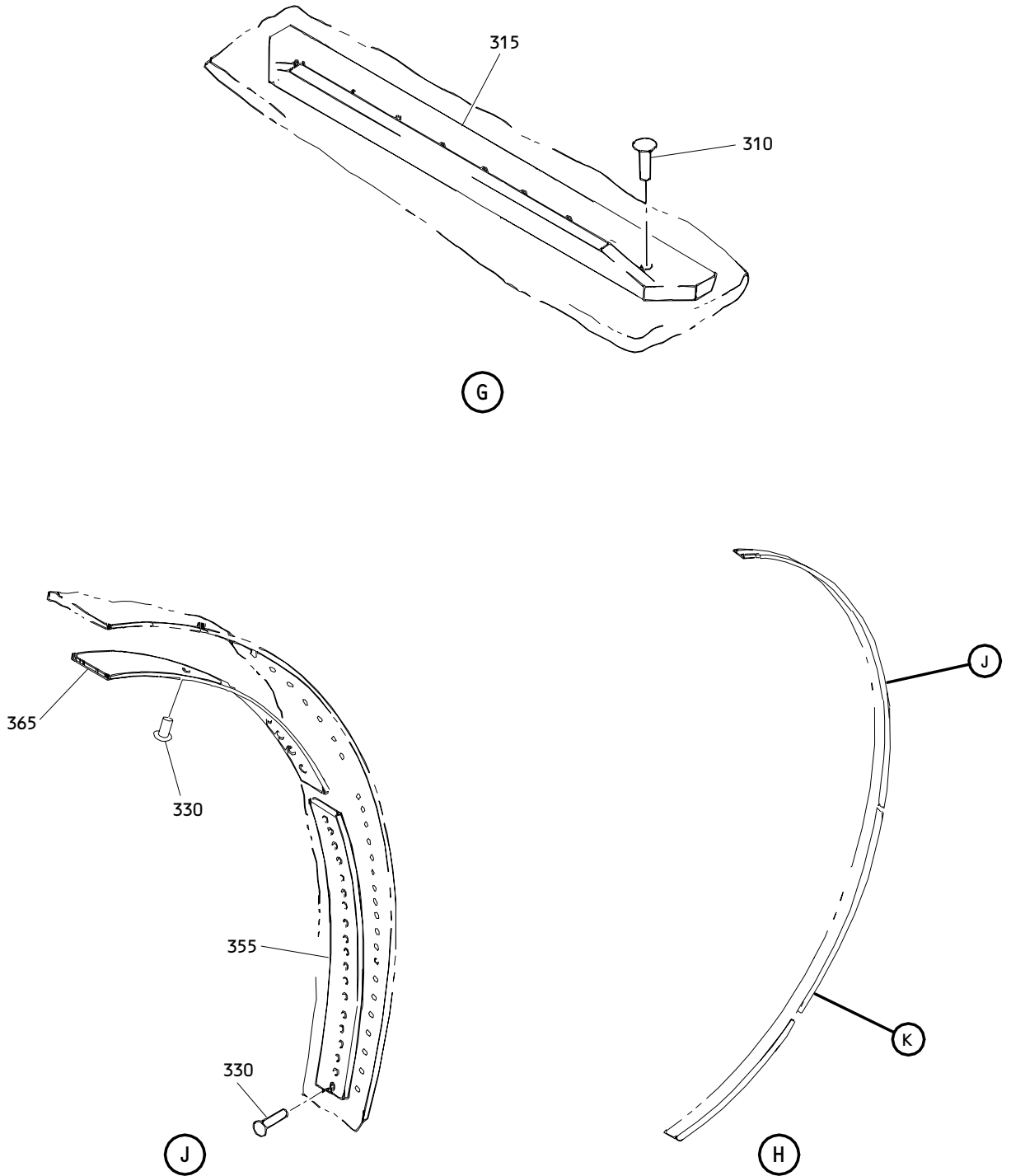


(F)

Core Cowl Panel Assembly
Figure 2 (Sheet 5)

71-11-59

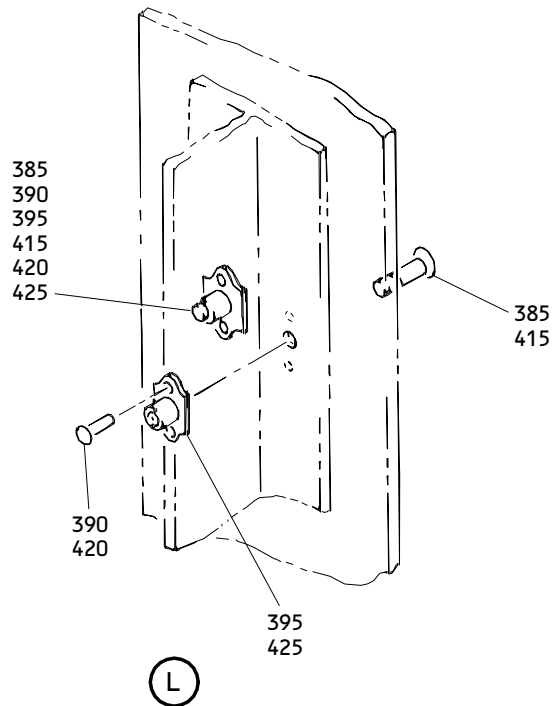
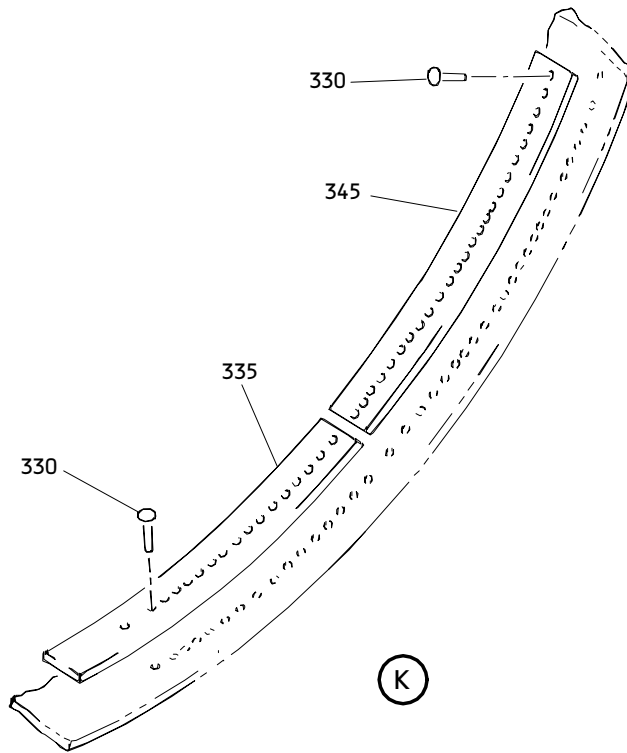
ILLUSTRATED PARTS LIST
01.1 Page 1082X
Mar 01/03



Core Cowl Panel Assembly
Figure 2 (Sheet 6)

71-11-59

ILLUSTRATED PARTS LIST
01.1 Page 1082Y
Mar 01/03



Core Cowl Panel Assembly
 Figure 2 (Sheet 7)

71-11-59

ILLUSTRATED PARTS LIST
 01.1 Page 1082Z
 Mar 01/03


BOEING
 COMPONENT
 MAINTENANCE MANUAL

FIG. & ITEM	PART NO.	AIRLINE PART NUMBER	NOMENCLATURE 1234567	EFF CODE	QTY PER ASSY
R 02- -1 -1A -1B -1C	314T4210-33 314T4210-61 314T4210-103 BCREFA4916		PANEL ASSY-CORE COWL (LH) PANEL ASSY-CORE COWL (LH) PANEL ASSY-CORE COWL (LH) COWL ASSY-CORE (LH) (THE COWL ASSYS (FIG. 1: 1E TO 1K, 1N TO 1R), FRAME INSTLS (FIG. 2: 320B TO 320F, 375F TO 375K, 405B TO 405F, 440B TO 440F, 460E TO 460J), ROD INSTLS (FIG. 6: 1A TO 1E, 1H TO 1L), DOOR INSTLS (FIG. 7: 1A, 1D TO 1G, FIG. 8: 1A, 1F, 1H, 1K, 1M) AND DUCT INSTLS (FIG. 9: 1A TO 1F, 1J TO 1M) ARE SUB ASSEMBLIES AND INSTALLATIONS OF THE CORE COWL ASSY, PART NUMBERS 314U4090-(), (LH SIDE), SEE CMM 71-11-58) (P/N UNASSIGNED)	A,C,G E,J L AR	RF RF RF RF
R -1D	BCREFA4924		COWL ASSY-CORE (LH) (THE COWL ASSYS (FIG. 1: 1E, 1F, 1L TO 1T), FRAME INSTLS (FIG. 2: 320B TO 320H, 375F TO 375M, 405B TO 405H, 440B TO 440H, 460E TO 460L), ROD INSTLS (FIG. 6: 1A, 1F TO 1N), DOOR INSTLS (FIG. 7: 1A TO 1N, FIG. 8: 1A, 1B, 1D, 1F, 1H, 1K, 1M, 1P, 1R, 1T, 1V, 1X, 1Z) AND DUCT INSTLS (FIG. 9: 1A, 1B, 1G TO 1P) ARE SUB ASSEMBLIES AND INSTALLATIONS OF THE CORE COWL ASSY, PART NUMBERS 314T4090-(), (LH SIDE), SEE CMM 71-11-60) (P/N UNASSIGNED)	AS	RF

71-11-59

 ILLUSTRATED PARTS LIST
 01.1 Page 1083
 Mar 01/03

**COMPONENT
MAINTENANCE MANUAL**

FIG. & ITEM	PART NO.	AIRLINE PART NUMBER	NOMENCLATURE 1234567	EFF CODE	QTY PER ASSY
R 02- -5 -5A -5B -5C	314T4210-40 314T4210-62 314T4210-104 BCREFA4917		PANEL ASSY-CORE COWL (RH) PANEL ASSY-CORE COWL (RH) PANEL ASSY-CORE COWL (RH) COWL ASSY-CORE (RH) (THE COWL ASSYS (FIG. 1: 5E TO 5K, 5N TO 5R), FRAME INSTLS (FIG. 2: 325B TO 325F, 380C TO 380G, 410B TO 410F, 445A TO 445E, 475B TO 475F), ROD INSTLS (FIG. 6: 5, 5B TO 5E, 5G TO 5K) AND DOOR INSTLS (FIG. 7: 5, 5C TO 5F, FIG. 8: 1A, 1G, 1J, 1L, 1N) ARE SUB ASSEMBLIES AND INSTALLATIONS OF THE CORE COWL ASSY, PART NUMBERS 314U4090-(), (RH SIDE), SEE CMM 71-11-58) (P/N UNASSIGNED)	B,D,H F,K M AT	RF RF RF RF
R -5D	BCREFA4925		COWL ASSY-CORE (RH) (THE COWL ASSYS (FIG. 1: 5E, 5F, 5L TO 5T), FRAME INSTLS (FIG. 2: 325B TO 325H, 380C TO 380J, 410B TO 410H, 445A TO 445G, 475B TO 475H), ROD INSTLS (FIG. 6: 5, 5E TO 5M) AND DOOR INSTLS (FIG. 7: 5 TO 5M, FIG. 8: 1A, 1C, 1E, 1G, 1J, 1L, 1N, 1Q, 1S, 1U, 1W, 1Y, 2) ARE SUB ASSEMBLIES AND INSTALLATIONS OF THE CORE COWL ASSY, PART NUMBERS 314T4090-(), (RH SIDE), SEE CMM 71-11-60) (P/N UNASSIGNED)	AU	RF

71-11-59

ILLUSTRATED PARTS LIST

01.1

Page 1084

Mar 01/03


BOEING
 COMPONENT
 MAINTENANCE MANUAL

FIG. & ITEM	PART NO.	AIRLINE PART NUMBER	NOMENCLATURE 1234567	EFF CODE	QTY PER ASSY
02-10	BACR15CE3D		.RIVET- (SIZE DETERMINE ON INST) (USED WITH ITEMS 15, 15A)	A-D,G ,H	16
12	BACR15CE3D		.RIVET- (SIZE DETERMINE ON INST) (USED WITH ITEMS 17, 17A, 17B, 17C, 18, 18A, 18B, 18C)	A-M	13
15	314T3210-57		.STRIP-RUB (REPLD BY ITEM 17)	A,C,G	1
-15A	314T3210-57		.STRIP-RUB (REPLD BY ITEM 18)	B,D,H	1
17	314T3210-289		.STRIP-RUB (REPLS ITEM 15)	A,C,G	1
-17A	314T3210-289		.STRIP-RUB (LIMITED)	E,J	1
-17B	314T4210-101		.STRIP-RUB (LIMITED)	E,J	1
-17C	314T4210-101		.STRIP-RUB	L	1
-18	314T3210-290		.STRIP-RUB (REPLS ITEM 15A)	B,D,H	1
-18A	314T3210-290		.STRIP-RUB (LIMITED)	F,K	1
-18B	314T4210-102		.STRIP-RUB (LIMITED)	F,K	1
-18C	314T4210-102		.STRIP-RUB	M	1
20	314T3261-5		.FITTING ASSY-LATCH (REPLD BY ITEM 20A)	B,D,H	1
-20A	314T3282-8		.FITTING ASSY-LATCH (REPLS ITEM 20)	B,D,H	1
-20B	314T3282-8		.FITTING ASSY-LATCH (REPLD BY ITEM 20C)	F,K	1
-20C	314T3282-10		.FITTING ASSY-LATCH (REPLS ITEM 20B)	F,K	1
-20D	314T3282-10		.FITTING ASSY-LATCH	M	1

71-11-59

 ILLUSTRATED PARTS LIST
 01.1 Page 1084A
 Mar 01/03

FIG. & ITEM	PART NO.	AIRLINE PART NUMBER	NOMENCLATURE 1234567	EFF CODE	QTY PER ASSY
02- 25	HL11VAZ8-8		ATTACHING PARTS .BOLT- (V56878) (SPEC BACB30NW8K8) (OPT B30NW8K8 (V97928)) (OPT HL11VAZ8-8 (V73197)) (OPT HL11VAZ8-8 (V92215)) (OPT HL11VAZ8-8 (V97928)) (OPT L803-8K8 (V06725)) (OPT HL11VAZ8-8 (VOPTK6)) (OPT HL11VAZ8-8 (V60516))	B,D,F ,H,K, M	2
30	HL11VAZ6-8		.BOLT- (V56878) (SPEC BACB30NW6K8) (OPT B30NW6K8 (V97928)) (OPT HL11VAZ6-8 (V73197)) (OPT HL11VAZ6-8 (V92215)) (OPT HL11VAZ6-8 (V97928)) (OPT L803-6K8 (V06725)) (OPT HL11VAZ6-8 (VOPTK6)) (OPT HL11VAZ6-8 (V60516))	B,D,F ,H,K, M	9

71-11-59

 ILLUSTRATED PARTS LIST
 01.1 Page 1084B
 Mar 01/03


BOEING
 COMPONENT
 MAINTENANCE MANUAL

FIG. & ITEM	PART NO.	AIRLINE PART NUMBER	NOMENCLATURE 1234567	EFF CODE	QTY PER ASSY
02-35	HL11VAZ6-4		.BOLT- (V56878) (SPEC BACB30NW6K4) (OPT HL11V6-4 (V92215)) (OPT HL11V6-4 (V97928)) (OPT L803-6-4 (V06725)) (OPT B30NW6K4 (V97928)) (OPT HL11VAZ6-4 (V73197)) (OPT HL11VAZ6-4 (V92215)) (OPT HL11VAZ6-4 (V97928))	B,D,F ,H,K, M	4
40	HL11VAZ6-5		.BOLT- (V56878) (SPEC BACB30NW6K5) (OPT HL11V6-5 (V92215)) (OPT HL11V6-5 (V97928)) (OPT L803-6-5 (V06725)) (OPT B30NW6K5 (V97928)) (OPT HL11VAZ6-5 (V73197)) (OPT HL11VAZ6-5 (V92215)) (OPT HL11VAZ6-5 (V97928))	B,D,F ,H,K, M	3

71-11-59

 ILLUSTRATED PARTS LIST
 01.1 Page 1084C
 Mar 01/03

FIG. & ITEM	PART NO.	AIRLINE PART NUMBER	NOMENCLATURE 1234567	EFF CODE	QTY PER ASSY
02-45	HL11VAZ6-6		.BOLT- (V56878) (SPEC BACB30NW6K6) (OPT B30NW6K6 (V97928)) (OPT HL11VAZ6-6 (V73197)) (OPT HL11VAZ6-6 (V92215)) (OPT HL11VAZ6-6 (V97928)) (OPT L803-6K6 (V06725)) (OPT HL11VAZ6-6 (V0PTK6)) (OPT HL11VAZ6-6 (V60516))	B,D,F ,H,K, M	6
50	HL1012AZ6-4		.BOLT- (V97928) (SPEC BACB30NX6K4) (OPT HL12VAZ6-4 (V73197)) (OPT HL12VAZ6-4 (V92215)) (OPT HL12VAZ6-4 (V97928)) (OPT L802-6K4 (V06725)) (OPT HL12VAZ6-4 (V56878)) (OPT HL1012AZ6-4 (V0PTK6)) (OPT HL1012AZ6-4 (V06725)) (OPT HL1012AZ6-4 (V06950)) (OPT HL1012AZ6-4 (V17446)) (OPT HL1012AZ6-4 (V56878)) (OPT HL1012AZ6-4 (V60516)) (OPT HL1012AZ6-4 (V73197))	B,D,F ,H,K, M	2

71-11-59

 ILLUSTRATED PARTS LIST
 01.1 Page 1084D
 Mar 01/03


BOEING
 COMPONENT
 MAINTENANCE MANUAL

FIG. & ITEM	PART NO.	AIRLINE PART NUMBER	NOMENCLATURE 1234567	EFF CODE	QTY PER ASSY
02-55	HL79-6		.COLLAR- (V5M902) (SPEC BACC30M6) (OPT HL79-6 (V73197)) (OPT HL79-6 (V92215)) (OPT 66014-6 (V56878)) (OPT HL79-6 (V56878))	B,D,F ,H,K, M	24
60	HL79-8		.COLLAR- (V5M902) (SPEC BACC30M8) (OPT HL79-8 (V73197)) (OPT HL79-8 (V92215)) (OPT 66014-8 (V56878)) (OPT HL79-8 (V56878))	B,D,F ,H,K, M	2
65	HL1187DU6		.COLLAR- (V5M902) (SPEC BACC30X6S) (OPT HL87DU6 (V73197)) (OPT HL87DU6 (V92215)) (OPT HL1187DU6 (V56878)) (OPT HL1187DU6 (V92215)) (OPT HL87DU6 (V56878)) (OPT HL1187DU6 (V73197))	B,D,F ,H,K, M	2
70	BACB28AP05P042		-----* ..BUSHING- (USED ON ITEM 20)	B,D,F ,H,K	2
-70A	BACB28AP05P041		..BUSHING- (USED ON ITEMS 20A, 20B, 20C, 20D)	B,D,F ,H,K, M	2
75	314T3261-4		..FITTING- (USED ON ITEM 20)	B,D,F ,H,K	1

71-11-59

 ILLUSTRATED PARTS LIST
 01.1 Page 1084E
 Mar 01/03

FIG. & ITEM	PART NO.	AIRLINE PART NUMBER	NOMENCLATURE 1234567	EFF CODE	QTY PER ASSY
02- -75A	314T3282-6		..FITTING- (OPT ITEM 75B) (USED ON ITEMS 20A, 20B)	B,D,F ,H,K	1
-75B	314T3282-9		..FITTING- (OPT ITEM 75A) (USED ON ITEMS 20A, 20B)	B,D,F ,H,K	1
-75C	314T3282-11		..FITTING- (OPT ITEM 75D) (USED ON ITEMS 20C, 20D)	F,K,M	1
-75D	314T3282-12		..FITTING- (OPT ITEM 75C) (USED ON ITEMS 20C, 20D)	F,K,M	1
80	BACS40R11C23F		.SHIM	B,D,F ,H,K, M	AR
85	BACS40R10C43F		.SHIM	B,D,F ,H,K, M	AR
90	BACS40R10C54F		.SHIM	B,D,F ,H,K, M	AR
95	314T4210-10		.SHIM- (ALT FROM BAC1534-62)	B,D,F ,H,K, M	AR
100	314T4210-11		.FIRESHIELD	B,D,F ,H,K, M	1
105	314T3220-10		.FITTING ASSY-LATCH	B,D,F ,H,K, M	1

71-11-59

 ILLUSTRATED PARTS LIST
 01.1 Page 1084F
 Mar 01/03

BOEING
 COMPONENT
 MAINTENANCE MANUAL

FIG. & ITEM	PART NO.	AIRLINE PART NUMBER	NOMENCLATURE 1234567	EFF CODE	QTY PER ASSY
02- 110	HL11VAZ6-3		ATTACHING PARTS .BOLT- (V56878) (SPEC BACB30NW6K3) (OPT B30NW6K3 (V97928)) (OPT HL11VAZ6-3 (V73197)) (OPT HL11VAZ6-3 (V92215)) (OPT HL11VAZ6-3 (V97928)) (OPT L803-6K3 (V06725)) (OPT HL11VAZ6-3 (VOPTK6)) (OPT HL11VAZ6-3 (V60516))	B,D,F ,H,K, M	8
115	HL11VAZ6-6		.BOLT- (V56878) (SPEC BACB30NW6K6) (OPT B30NW6K6 (V97928)) (OPT HL11VAZ6-6 (V73197)) (OPT HL11VAZ6-6 (V92215)) (OPT HL11VAZ6-6 (V97928)) (OPT L803-6K6 (V06725)) (OPT HL11VAZ6-6 (VOPTK6)) (OPT HL11VAZ6-6 (V60516))	B,D,F ,H,K, M	4

71-11-59

ILLUSTRATED PARTS LIST
 01.1 Page 1084G
 Mar 01/03

FIG. & ITEM	PART NO.	AIRLINE PART NUMBER	NOMENCLATURE 1234567	EFF CODE	QTY PER ASSY
02-120	HL1012AZ6-4		.BOLT- (V97928) (SPEC BACB30NX6K4) (OPT HL12VAZ6-4 (V73197)) (OPT HL12VAZ6-4 (V92215)) (OPT HL12VAZ6-4 (V97928)) (OPT L802-6K4 (V06725)) (OPT HL12VAZ6-4 (V56878)) (OPT HL1012AZ6-4 (V0PTK6)) (OPT HL1012AZ6-4 (V06725)) (OPT HL1012AZ6-4 (V06950)) (OPT HL1012AZ6-4 (V17446)) (OPT HL1012AZ6-4 (V56878)) (OPT HL1012AZ6-4 (V60516)) (OPT HL1012AZ6-4 (V73197))	B,D,F ,H,K, M	4
125	HL11VAZ6-5		.BOLT- (V56878) (SPEC BACB30NW6K5) (OPT HL11V6-5 (V92215)) (OPT HL11V6-5 (V97928)) (OPT L803-6-5 (V06725)) (OPT B30NW6K5 (V97928)) (OPT HL11VAZ6-5 (V73197)) (OPT HL11VAZ6-5 (V92215)) (OPT HL11VAZ6-5 (V97928))	B,D,F ,H,K, M	4

71-11-59

 ILLUSTRATED PARTS LIST
 01.1 Page 1084H
 Mar 01/03


BOEING
 COMPONENT
 MAINTENANCE MANUAL

FIG. & ITEM	PART NO.	AIRLINE PART NUMBER	NOMENCLATURE 1234567	EFF CODE	QTY PER ASSY
02-130	HL79-6		.COLLAR- (V5M902) (SPEC BACC30M6) (OPT HL79-6 (V73197)) (OPT HL79-6 (V92215)) (OPT 66014-6 (V56878)) (OPT HL79-6 (V56878))	B,D,F ,H,K, M	12
135	HL1187DU6		.COLLAR- (V5M902) (SPEC BACC30X6S) (OPT HL87DU6 (V73197)) (OPT HL87DU6 (V92215)) (OPT HL1187DU6 (V56878)) (OPT HL1187DU6 (V92215)) (OPT HL87DU6 (V56878)) (OPT HL1187DU6 (V73197))	B,D,F ,H,K, M	4
140	HL82-6APBW		.COLLAR- (V5M902) (SPEC BACC30AG6) (OPT HL82-6APBW (V92215)) (OPT HL82-6APBW (V56878)) (OPT HL82-6APBW (V73197)) -----*	B,D,F ,H,K, M	4

71-11-59

 ILLUSTRATED PARTS LIST
 01.1 Page 1084I
 Mar 01/03

FIG. & ITEM	PART NO.	AIRLINE PART NUMBER	NOMENCLATURE 1234567	EFF CODE	QTY PER ASSY
02-145	BACB28AP05P020		..BUSHING	B,D,F ,H,K, M	2
150	314T3220-8		..FITTING	B,D,F ,H,K, M	1
155	BACS40R09C16F		.SHIM	B,D,F ,H,K, M	AR
160	BACS40R10C21F		.SHIM	B,D,F ,H,K, M	AR
165	BACS40R09C21F		.SHIM	B,D,F ,H,K, M	AR
170	314T3221-12		.FITTING ASSY-LATCH	B,D,F ,H,K, M	1
175	HL11VAZ6-7		ATTACHING PARTS .BOLT- (V56878) (SPEC BACB30NW6K7) (OPT HL11V6-7 (V92215)) (OPT HL11V6-7 (V97928)) (OPT L803-6-7 (V06725)) (OPT B30NW6K7 (V97928)) (OPT HL11VAZ6-7 (V73197)) (OPT HL11VAZ6-7 (V92215)) (OPT HL11VAZ6-7 (V97928))	B,D,F ,H,K, M	4

71-11-59

 ILLUSTRATED PARTS LIST
 01.1 Page 1084J
 Mar 01/03


BOEING
 COMPONENT
 MAINTENANCE MANUAL

FIG. & ITEM	PART NO.	AIRLINE PART NUMBER	NOMENCLATURE 1234567	EFF CODE	QTY PER ASSY
02-180	HL11VAZ6-3		.BOLT- (V56878) (SPEC BACB30NW6K3) (OPT B30NW6K3 (V97928)) (OPT HL11VAZ6-3 (V73197)) (OPT HL11VAZ6-3 (V92215)) (OPT HL11VAZ6-3 (V97928)) (OPT L803-6K3 (V06725)) (OPT HL11VAZ6-3 (V0PTK6)) (OPT HL11VAZ6-3 (V60516))	B,D,F ,H,K, M	8
185	HL11VAZ6-5		.BOLT- (V56878) (SPEC BACB30NW6K5) (OPT HL11V6-5 (V92215)) (OPT HL11V6-5 (V97928)) (OPT L803-6-5 (V06725)) (OPT B30NW6K5 (V97928)) (OPT HL11VAZ6-5 (V73197)) (OPT HL11VAZ6-5 (V92215)) (OPT HL11VAZ6-5 (V97928))	B,D,F ,H,K, M	2

71-11-59

 ILLUSTRATED PARTS LIST
 01.1 Page 1084K
 Mar 01/03

FIG. & ITEM	PART NO.	AIRLINE PART NUMBER	NOMENCLATURE 1234567	EFF CODE	QTY PER ASSY
02-190	HL11VAZ6-9		.BOLT- (V56878) (SPEC BACB30NW6K9) (OPT B30NW6K9 (V97928)) (OPT HL11VAZ6-9 (V73197)) (OPT HL11VAZ6-9 (V92215)) (OPT HL11VAZ6-9 (V97928)) (OPT L803-6K9 (V06725)) (OPT HL11VAZ6-9 (V0PTK6)) (OPT HL11VAZ6-9 (V60516))	B,D,F ,H,K, M	2
195	HL11VAZ6-8		.BOLT- (V56878) (SPEC BACB30NW6K8) (OPT B30NW6K8 (V97928)) (OPT HL11VAZ6-8 (V73197)) (OPT HL11VAZ6-8 (V92215)) (OPT HL11VAZ6-8 (V97928)) (OPT L803-6K8 (V06725)) (OPT HL11VAZ6-8 (V0PTK6)) (OPT HL11VAZ6-8 (V60516))	B,D,F ,H,K, M	1

71-11-59

 ILLUSTRATED PARTS LIST
 01.1 Page 1084L
 Mar 01/03


BOEING
 COMPONENT
 MAINTENANCE MANUAL

FIG. & ITEM	PART NO.	AIRLINE PART NUMBER	NOMENCLATURE 1234567	EFF CODE	QTY PER ASSY
02-200	HL79-6		.COLLAR- (V5M902) (SPEC BACC30M6) (OPT HL79-6 (V73197)) (OPT HL79-6 (V92215)) (OPT 66014-6 (V56878)) (OPT HL79-6 (V56878))	B,D,F ,H,K, M	13
205	HL82-6APBW		.COLLAR- (V5M902) (SPEC BACC30AG6) (OPT HL82-6APBW (V92215)) (OPT HL82-6APBW (V56878)) (OPT HL82-6APBW (V73197))	B,D,F ,H,K, M	4
210 210A	CSR925-6-4 HL10VAZ6-4		DELETED .BOLT- (V60516) (SPEC BACB30MY6K4) (OPT B30MY6K4 (V97928))	B,D,F ,H,K, M	3
215 215A	CSR925-6-5 HL10VAZ6-5		DELETED .BOLT- (V60516) (SPEC BACB30MY6K5) (OPT B30MY6K5 (V97928))	B,D,F ,H,K, M	1

71-11-59

 ILLUSTRATED PARTS LIST
 01.1 Page 1084M
 Mar 01/03

FIG. & ITEM	PART NO.	AIRLINE PART NUMBER	NOMENCLATURE 1234567	EFF CODE	QTY PER ASSY
02-217	HL79-6		.COLLAR- (V5M902) (SPEC BACC30M6) (OPT HL79-6 (V73197)) (OPT HL79-6 (V92215)) (OPT 66014-6 (V56878)) (OPT HL79-6 (V56878))	B,D,F ,H,K, M	4
220	BACR15BB5AD		.RIVET- (SIZE DETERMINE ON INST) -----*-----	B,D,F ,H,K, M	2
225	BACB28AP05P020		..BUSHING	B,D,F ,H,K, M	2
230	314T3221-8		..FITTING	B,D,F ,H,K, M	1
235	BACS40R09C16F		.SHIM	B,D,F ,H,K, M	AR
240	BACS40R09C20F		.SHIM	B,D,F ,H,K, M	AR
245	314T3222-25		.FITTING ASSY-LATCH (REPLD BY ITEM 245C) (OPT ITEM 245A)	B,D,H	1
-245A	314T3222-26		.FITTING ASSY-LATCH (REPLD BY ITEM 245C) (OPT ITEM 245)	B,D,H	1
-245B	314T3222-23		DELETED		
-245C	314T3222-28		.FITTING ASSY-LATCH (REPLS ITEMS 245, 245A)	B,D,H	1
-245D	314T3222-28		.FITTING ASSY-LATCH	F,K,M	1

71-11-59

 ILLUSTRATED PARTS LIST
 01.1 Page 1084N
 Mar 01/03


BOEING
 COMPONENT
 MAINTENANCE MANUAL

FIG. & ITEM	PART NO.	AIRLINE PART NUMBER	NOMENCLATURE 1234567	EFF CODE	QTY PER ASSY
02- 250	HL11VAZ6-5		ATTACHING PARTS .BOLT- (V56878) (SPEC BACB30NW6K5) (OPT HL11V6-5 (V92215)) (OPT HL11V6-5 (V97928)) (OPT L803-6-5 (V06725)) (OPT B30NW6K5 (V97928)) (OPT HL11VAZ6-5 (V73197)) (OPT HL11VAZ6-5 (V92215)) (OPT HL11VAZ6-5 (V97928))	B,D,F ,H,K, M	4
255	HL11VAZ6-3		.BOLT- (V56878) (SPEC BACB30NW6K3) (OPT B30NW6K3 (V97928)) (OPT HL11VAZ6-3 (V73197)) (OPT HL11VAZ6-3 (V92215)) (OPT HL11VAZ6-3 (V97928)) (OPT L803-6K3 (V06725)) (OPT HL11VAZ6-3 (V0PTK6)) (OPT HL11VAZ6-3 (V60516))	B,D,F ,H,K, M	9

71-11-59

 ILLUSTRATED PARTS LIST
 01.1 Page 10840
 Mar 01/03

FIG. & ITEM	PART NO.	AIRLINE PART NUMBER	NOMENCLATURE 1234567	EFF CODE	QTY PER ASSY
02-260	HL11VAZ6-8		.BOLT- (V56878) (SPEC BACB30NW6K8) (OPT B30NW6K8 (V97928)) (OPT HL11VAZ6-8 (V73197)) (OPT HL11VAZ6-8 (V92215)) (OPT HL11VAZ6-8 (V97928)) (OPT L803-6K8 (V06725)) (OPT HL11VAZ6-8 (V0PTK6)) (OPT HL11VAZ6-8 (V60516))	B,D,F ,H,K, M	3
265	CSR922-6-5		.RIVET- (V05693)	B,D,F ,H,K, M	1
270	HL82-6APBW		.COLLAR- (V5M902) (SPEC BACC30AG6) (OPT HL82-6APBW (V92215)) (OPT HL82-6APBW (V56878)) (OPT HL82-6APBW (V73197))	B,D,F ,H,K, M	4
275	HL79-6		.COLLAR- (V5M902) (SPEC BACC30M6) (OPT HL79-6 (V73197)) (OPT HL79-6 (V92215)) (OPT 66014-6 (V56878)) (OPT HL79-6 (V56878))	B,D,F ,H,K, M	12
280	BACR15BB5AD		.RIVET- (SIZE DETERMINE ON INST) -----*-----	B,D,F ,H,K, M	2

71-11-59

 ILLUSTRATED PARTS LIST
 01.1 Page 1084P
 Mar 01/03


BOEING
 COMPONENT
 MAINTENANCE MANUAL

FIG. & ITEM	PART NO.	AIRLINE PART NUMBER	NOMENCLATURE 1234567	EFF CODE	QTY PER ASSY
02-285	BACB28AP05P026		..BUSHING- (USED ON ITEMS 245, 245A)	B,D,H	2
290	BACB28AP07P020		..BUSHING- (USED ON ITEMS 245C, 245D)	B,D,F ,H,K, M	2
-290A	314T3222-27		..BUSHING- (USED ON ITEMS 245, 245A)	B,D,H	2
295	314T3222-17		..FITTING- (USED ON ITEM 245)	B,D,H	1
-295A	314T3222-18		..FITTING- (USED ON ITEM 245A)	B,D,H	1
-295B	314T3222-22		DELETED		
-295C	314T3222-29		..FITTING- (USED ON ITEMS 245C, 245D)	B,D,F ,H,K, M	1
300	BACS40R16B19F		.SHIM	B,D,F ,H,K, M	1
305	314T4210-8		.SHIM- (ALT FROM BAC1534-62)	B,D,F ,H,K, M	1
310	CSR922-6		.RIVET- (V05693) (SIZE DETERMINE ON INST)	A-M	9
315	69B90687-503		.CATCH	A-M	1
-320	314T4252-1		.FRAME INSTL	A,C,E ,G,J	1

71-11-59

 ILLUSTRATED PARTS LIST
 01.1 Page 1084Q
 Mar 01/03

FIG. & ITEM	PART NO.	AIRLINE PART NUMBER	NOMENCLATURE 1234567	EFF CODE	QTY PER ASSY
02-					
R -320A	314T4252-29		.FRAME INSTL	L	1
R -320B	314T4252-31		.FRAME INSTL- (NHA 314U4090, REF COLLECTOR CMM 71-11-58) (NHA 314T4090, REF COLLECTOR CMM 71-11-60)	AR,AS	1
R -320C	314T4252-35		.FRAME INSTL- (NHA 314U4090, REF COLLECTOR CMM 71-11-58) (NHA 314T4090, REF COLLECTOR CMM 71-11-60)	AR,AS	1
R -320D	314T4252-37		.FRAME INSTL- (NHA 314U4090, REF COLLECTOR CMM 71-11-58) (NHA 314T4090, REF COLLECTOR CMM 71-11-60)	AR,AS	1
R -320E	314T4252-39		.FRAME INSTL- (NHA 314U4090, REF COLLECTOR CMM 71-11-58) (NHA 314T4090, REF COLLECTOR CMM 71-11-60)	AR,AS	1
R -320F	314T4252-41		.FRAME INSTL- (NHA 314U4090, REF COLLECTOR CMM 71-11-58) (NHA 314T4090, REF COLLECTOR CMM 71-11-60)	AR,AS	1
R -320G	314T4252-43		.FRAME INSTL- (NHA 314T4090, REF COLLECTOR CMM 71-11-60)	AS	1
R -320H	314T4252-45		.FRAME INSTL- (NHA 314T4090, REF COLLECTOR CMM 71-11-60)	AS	1

71-11-59

 ILLUSTRATED PARTS LIST
 01.1 Page 1084R
 Mar 01/03

BOEING
 COMPONENT
 MAINTENANCE MANUAL

FIG. & ITEM	PART NO.	AIRLINE PART NUMBER	NOMENCLATURE 1234567	EFF CODE	QTY PER ASSY
02- -325	314T4252-2		.FRAME INSTL	B,D,F ,H,K	1
R -325A	314T4252-30		.FRAME INSTL	M	1
R -325B	314T4252-32		.FRAME INSTL- (NHA 314U4090, REF COLLECTOR CMM 71-11-58) (NHA 314T4090, REF COLLECTOR CMM 71-11-60)	AT,AU	1
R -325C	314T4252-36		.FRAME INSTL- (NHA 314U4090, REF COLLECTOR CMM 71-11-58) (NHA 314T4090, REF COLLECTOR CMM 71-11-60)	AT,AU	1
R -325D	314T4252-38		.FRAME INSTL- (NHA 314U4090, REF COLLECTOR CMM 71-11-58) (NHA 314T4090, REF COLLECTOR CMM 71-11-60)	AT,AU	1
R -325E	314T4252-40		.FRAME INSTL- (NHA 314U4090, REF COLLECTOR CMM 71-11-58) (NHA 314T4090, REF COLLECTOR CMM 71-11-60)	AT,AU	1
R -325F	314T4252-42		.FRAME INSTL- (NHA 314U4090, REF COLLECTOR CMM 71-11-58) (NHA 314T4090, REF COLLECTOR CMM 71-11-60)	AT,AU	1
R -325G	314T4252-44		.FRAME INSTL- (NHA 314T4090, REF COLLECTOR CMM 71-11-60)	AU	1
R -325H	314T4252-46		.FRAME INSTL- (NHA 314T4090, REF COLLECTOR CMM 71-11-60)	AU	1

71-11-59

ILLUSTRATED PARTS LIST
 01.1 Page 1084S
 Mar 01/03

FIG. & ITEM	PART NO.	AIRLINE PART NUMBER	NOMENCLATURE 1234567	EFF CODE	QTY PER ASSY
02-330	BACR15CE3D		..RIVET- (SIZE DETERMINE ON INST)	A-M,A R-AU	68
335	314T4252-7		..STRIP-RUB	A,C,E ,G,J	1
-335A	314T4252-23		..STRIP-RUB	L,AR, AS	1
-340	314T4252-8		..STRIP-RUB	B,D,F ,H,K	1
-340A	314T4252-24		..STRIP-RUB	M,AT, AU	1
345	314T4252-9		..STRIP-RUB	A,C,E ,G,J, L,AR, AS	1
-350	314T4252-10		..STRIP-RUB	B,D,F ,H,K, M,AT, AU	1
355	314T4252-11		..STRIP-RUB	A,C,E ,G,J, L,AR, AS	1
-360	314T4252-12		..STRIP-RUB	B,D,F ,H,K, M,AT, AU	1
365	314T4252-13		..STRIP-RUB	A,C,E ,G,J, L,AR, AS	1
-370	314T4252-14		..STRIP-RUB	B,D,F ,H,K, M,AT, AU	1
-375	314T4253-11		DELETED		
-375A	314T3253-11		.FRAME INSTL	A,C,G	1
-375B	314T3253-11		.FRAME INSTL- (LIMITED)	E,J	1

71-11-59

 ILLUSTRATED PARTS LIST
 01.1 Page 1084T
 Mar 01/03


BOEING
 COMPONENT
 MAINTENANCE MANUAL

FIG. & ITEM	PART NO.	AIRLINE PART NUMBER	NOMENCLATURE 1234567	EFF CODE	QTY PER ASSY
02- -375C	314T3253-17		.FRAME INSTL- (LIMITED)	E,J	1
-375D	314T3253-19		.FRAME INSTL- (LIMITED)	E,J	1
-375E	314T3253-19		.FRAME INSTL	L	1
R -375F	314T3253-23		.FRAME INSTL- (NHA 314U4090, REF COLLECTOR CMM 71-11-58) (NHA 314T4090, REF COLLECTOR CMM 71-11-60)	AR,AS	1
R -375G	314T3253-25		.FRAME INSTL- (NHA 314U4090, REF COLLECTOR CMM 71-11-58) (NHA 314T4090, REF COLLECTOR CMM 71-11-60)	AR,AS	1
R -375H	314T3253-27		.FRAME INSTL- (NHA 314U4090, REF COLLECTOR CMM 71-11-58) (NHA 314T4090, REF COLLECTOR CMM 71-11-60)	AR,AS	1
R -375J	314T3253-29		.FRAME INSTL- (NHA 314U4090, REF COLLECTOR CMM 71-11-58) (NHA 314T4090, REF COLLECTOR CMM 71-11-60)	AR,AS	1
R -375K	314T3253-31		.FRAME INSTL- (NHA 314U4090, REF COLLECTOR CMM 71-11-58) (NHA 314T4090, REF COLLECTOR CMM 71-11-60)	AR,AS	1
R -375L	314T3253-33		.FRAME INSTL- (NHA 314T4090, REF COLLECTOR CMM 71-11-60)	AS	1
R -375M	314T3253-35		.FRAME INSTL- (NHA 314T4090, REF COLLECTOR CMM 71-11-60)	AS	1
-380	314T4253-8		DELETED		
-380A	314T3253-8		.FRAME INSTL	B,D,H	1
-380B	314T3253-16		.FRAME INSTL	F,K,M	1
R -380C	314T3253-24		.FRAME INSTL- (NHA 314U4090, REF COLLECTOR CMM 71-11-58) (NHA 314T4090, REF COLLECTOR CMM 71-11-60)	AT,AU	1

71-11-59

 ILLUSTRATED PARTS LIST
 01.1 Page 1084U
 Mar 01/03

FIG. & ITEM	PART NO.	AIRLINE PART NUMBER	NOMENCLATURE 1234567	EFF CODE	QTY PER ASSY
R 02- -380D	314T3253-26		.FRAME INSTL- (NHA 314U4090, REF COLLECTOR CMM 71-11-58) (NHA 314T4090, REF COLLECTOR CMM 71-11-60)	AT,AU	1
R -380E	314T3253-28		.FRAME INSTL- (NHA 314U4090, REF COLLECTOR CMM 71-11-58) (NHA 314T4090, REF COLLECTOR CMM 71-11-60)	AT,AU	1
R -380F	314T3253-30		.FRAME INSTL- (NHA 314U4090, REF COLLECTOR CMM 71-11-58) (NHA 314T4090, REF COLLECTOR CMM 71-11-60)	AT,AU	1
R -380G	314T3253-32		.FRAME INSTL- (NHA 314U4090, REF COLLECTOR CMM 71-11-58) (NHA 314T4090, REF COLLECTOR CMM 71-11-60)	AT,AU	1
R -380H	314T3253-34		.FRAME INSTL- (NHA 314T4090, REF COLLECTOR CMM 71-11-60)	AU	1
R -380J	314T3253-36		.FRAME INSTL- (NHA 314T4090, REF COLLECTOR CMM 71-11-60)	AU	1
385	BACB30NN3K2		..BOLT	A-M,A R-AU	2
390	BACR15CE3D		..RIVET- (SIZE DETERMINE ON INST)	A-M,A R-AU	4
395	F51642-3		..NUTPLATE- (V15653) (SPEC BACN10JT3CD) (OPT F51642-3 (V15653))	A,C,E ,G,J, L,AR, AS	2
-400	F1967-01-3		..NUTPLATE- (V15653) (SPEC BACN10JT3CM) (OPT F1967-01-3 (V15653))	B,D,F ,H,K, M,AT, AU	2
-405	314T4256-1		.FRAME INSTL	A,C,E ,G,J	1
-405A	314T4256-11		.FRAME INSTL	L	1

71-11-59

 ILLUSTRATED PARTS LIST
 01.1 Page 1084V
 Mar 01/03


BOEING
 COMPONENT
 MAINTENANCE MANUAL

FIG. & ITEM	PART NO.	AIRLINE PART NUMBER	NOMENCLATURE 1234567	EFF CODE	QTY PER ASSY
R 02- -405B	314T4256-11		.FRAME INSTL- (NHA 314U4090, REF COLLECTOR CMM 71-11-58) (NHA 314T4090, REF COLLECTOR CMM 71-11-60)	AR,AS	1
R -405C	314T4256-13		.FRAME INSTL- (NHA 314U4090, REF COLLECTOR CMM 71-11-58) (NHA 314T4090, REF COLLECTOR CMM 71-11-60)	AR,AS	1
R -405D	314T4256-15		.FRAME INSTL- (NHA 314U4090, REF COLLECTOR CMM 71-11-58) (NHA 314T4090, REF COLLECTOR CMM 71-11-60)	AR,AS	1
R -405E	314T4256-17		.FRAME INSTL- (NHA 314U4090, REF COLLECTOR CMM 71-11-58) (NHA 314T4090, REF COLLECTOR CMM 71-11-60)	AR,AS	1
R -405F	314T4256-19		.FRAME INSTL- (NHA 314U4090, REF COLLECTOR CMM 71-11-58) (NHA 314T4090, REF COLLECTOR CMM 71-11-60)	AR,AS	1
R -405G	314T4256-21		.FRAME INSTL- (NHA 314T4090, REF COLLECTOR CMM 71-11-60)	AS	1
R -405H	314T4256-23		.FRAME INSTL- (NHA 314T4090, REF COLLECTOR CMM 71-11-60)	AS	1
-410	314T4256-2		.FRAME INSTL	B,D,F ,H,K	1
-410A	314T4256-12		.FRAME INSTL	M	1
R -410B	314T4256-12		.FRAME INSTL- (NHA 314U4090, REF COLLECTOR CMM 71-11-58) (NHA 314T4090, REF COLLECTOR CMM 71-11-60)	AT,AU	1
R -410C	314T4256-14		.FRAME INSTL- (NHA 314U4090, REF COLLECTOR CMM 71-11-58) (NHA 314T4090, REF COLLECTOR CMM 71-11-60)	AT,AU	1

71-11-59

 ILLUSTRATED PARTS LIST
 01.1 Page 1084W
 Mar 01/03

FIG. & ITEM	PART NO.	AIRLINE PART NUMBER	NOMENCLATURE 1234567	EFF CODE	QTY PER ASSY
R 02- -410D	314T4256-16		.FRAME INSTL- (NHA 314U4090, REF COLLECTOR CMM 71-11-58) (NHA 314T4090, REF COLLECTOR CMM 71-11-60)	AT,AU	1
R -410E	314T4256-18		.FRAME INSTL- (NHA 314U4090, REF COLLECTOR CMM 71-11-58) (NHA 314T4090, REF COLLECTOR CMM 71-11-60)	AT,AU	1
R -410F	314T4256-20		.FRAME INSTL- (NHA 314U4090, REF COLLECTOR CMM 71-11-58) (NHA 314T4090, REF COLLECTOR CMM 71-11-60)	AT,AU	1
R -410G	314T4256-22		.FRAME INSTL- (NHA 314T4090, REF COLLECTOR CMM 71-11-60)	AU	1
R -410H	314T4256-24		.FRAME INSTL- (NHA 314T4090, REF COLLECTOR CMM 71-11-60)	AU	1
415	BACB30NN3K2		..BOLT	A-M,A R-AU	2
420	BACR15CE3D		..RIVET- (SIZE DETERMINE ON INST)	A-M,A R-AU	4
425	F1967-01-3		..NUTPLATE- (V15653) (SPEC BACN10JT3CM) (OPT F1967-01-3 (V15653))	A-M,A R-AU	2
430	314T4211-9		DELETED		
-435	314T4211-2		DELETED		
R -440	314T3254-5		.FRAME INSTL	A,C,E ,G,J	1
R -440A	314T3254-9		.FRAME INSTL	L	1
R -440B	314T3254-9		.FRAME INSTL- (NHA 314U4090, REF COLLECTOR CMM 71-11-58) (NHA 314T4090, REF COLLECTOR CMM 71-11-60)	AR,AS	1
R -440C	314T3254-11		.FRAME INSTL- (NHA 314U4090, REF COLLECTOR CMM 71-11-58) (NHA 314T4090, REF COLLECTOR CMM 71-11-60)	AR,AS	1

71-11-59

 ILLUSTRATED PARTS LIST
 01.1 Page 1084X
 Mar 01/03


BOEING
 COMPONENT
 MAINTENANCE MANUAL

FIG. & ITEM	PART NO.	AIRLINE PART NUMBER	NOMENCLATURE 1234567	EFF CODE	QTY PER ASSY
R 02- -440D	314T3254-13		.FRAME INSTL- (NHA 314U4090, REF COLLECTOR CMM 71-11-58) (NHA 314T4090, REF COLLECTOR CMM 71-11-60)	AR,AS	1
R -440E	314T3254-15		.FRAME INSTL- (NHA 314U4090, REF COLLECTOR CMM 71-11-58) (NHA 314T4090, REF COLLECTOR CMM 71-11-60)	AR,AS	1
R -440F	314T3254-17		.FRAME INSTL- (NHA 314U4090, REF COLLECTOR CMM 71-11-58) (NHA 314T4090, REF COLLECTOR CMM 71-11-60)	AR,AS	1
R -440G	314T3254-19		.FRAME INSTL- (NHA 314T4090, REF COLLECTOR CMM 71-11-60)	AS	1
R -440H	314T3254-21		.FRAME INSTL- (NHA 314T4090, REF COLLECTOR CMM 71-11-60)	AS	1
R -445	314T3254-2		.FRAME INSTL	B,D,F ,H,K, M	1
R -445A	314T3254-2		.FRAME INSTL- (NHA 314U4090, REF COLLECTOR CMM 71-11-58) (NHA 314T4090, REF COLLECTOR CMM 71-11-60)	AT,AU	1
R -445B	314T3254-12		.FRAME INSTL- (NHA 314U4090, REF COLLECTOR CMM 71-11-58) (NHA 314T4090, REF COLLECTOR CMM 71-11-60)	AT,AU	1
R -445C	314T3254-14		.FRAME INSTL- (NHA 314U4090, REF COLLECTOR CMM 71-11-58) (NHA 314T4090, REF COLLECTOR CMM 71-11-60)	AT,AU	1
R -445D	314T3254-16		.FRAME INSTL- (NHA 314U4090, REF COLLECTOR CMM 71-11-58) (NHA 314T4090, REF COLLECTOR CMM 71-11-60)	AT,AU	1

71-11-59

 ILLUSTRATED PARTS LIST
 01.1 Page 1084Y
 Mar 01/03

FIG. & ITEM	PART NO.	AIRLINE PART NUMBER	NOMENCLATURE 1234567	EFF CODE	QTY PER ASSY
R 02- -445E	314T3254-18		.FRAME INSTL- (NHA 314U4090, REF COLLECTOR CMM 71-11-58) (NHA 314T4090, REF COLLECTOR CMM 71-11-60)	AT,AU	1
R -445F	314T3254-20		.FRAME INSTL- (NHA 314T4090, REF COLLECTOR CMM 71-11-60)	AU	1
R -445G	314T3254-22		.FRAME INSTL- (NHA 314T4090, REF COLLECTOR CMM 71-11-60)	AU	1
R 450	314T3254-6		..FRAME- (LIMITED)	A,C,E ,G,J	1
R -450A	314T3254-7		..FRAME- (LIMITED)	A,C,E ,G,J	1
R -450B	314T3254-7		..FRAME	L,AR, AS	1
R -455	314T3254-4		..FRAME	B,D,F ,H,K, M,AT, AU	1
R -460	314T3255-1		.FRAME INSTL	A,C,E	1
R -460A	314T3255-7		.FRAME INSTL- (LIMITED)	E,J	1
R -460B	314T3255-11		.FRAME INSTL- (LIMITED)	E,J	1
R -460C	314T3255-15		.FRAME INSTL- (LIMITED)	E,J	1
R -460D	314T3255-15		.FRAME INSTL	L	1
R -460E	314T3255-15		.FRAME INSTL- (NHA 314U4090, REF COLLECTOR CMM 71-11-58) (NHA 314T4090, REF COLLECTOR CMM 71-11-60)	AR,AS	1
R -460F	314T3255-17		.FRAME INSTL- (NHA 314U4090, REF COLLECTOR CMM 71-11-58) (NHA 314T4090, REF COLLECTOR CMM 71-11-60)	AR,AS	1
R -460G	314T3255-19		.FRAME INSTL- (NHA 314U4090, REF COLLECTOR CMM 71-11-58) (NHA 314T4090, REF COLLECTOR CMM 71-11-60)	AR,AS	1

71-11-59

 ILLUSTRATED PARTS LIST
 01.1 Page 1084Z
 Mar 01/03


BOEING
 COMPONENT
 MAINTENANCE MANUAL

FIG. & ITEM	PART NO.	AIRLINE PART NUMBER	NOMENCLATURE 1234567	EFF CODE	QTY PER ASSY
R 02- -460H	314T3255-21		.FRAME INSTL- (NHA 314U4090, REF COLLECTOR CMM 71-11-58) (NHA 314T4090, REF COLLECTOR CMM 71-11-60)	AR,AS	1
R -460J	314T3255-23		.FRAME INSTL- (NHA 314U4090, REF COLLECTOR CMM 71-11-58) (NHA 314T4090, REF COLLECTOR CMM 71-11-60)	AR,AS	1
R -460K	314T3255-25		.FRAME INSTL- (NHA 314T4090, REF COLLECTOR CMM 71-11-60)	AS	1
R -460L	314T3255-27		.FRAME INSTL- (NHA 314T4090, REF COLLECTOR CMM 71-11-60)	AS	1
R 465	314T3255-5		..FRAME	A,C,G	1
R -465A	314T3255-5		..FRAME- (USED ON ITEMS 460A, 460B)	E,J	1
R -465B	314T3255-14		..FRAME- (USED ON ITEM 460C)	E,J	1
R -465C	314T3255-14		..FRAME	L,AR, AS	1
R 470	314T3255-3		..FRAME	A,C,G	1
R -470A	314T3255-9		..FRAME- (USED ON ITEM 460A)	E,J	1
R -470B	314T3255-13		..FRAME- (USED ON ITEMS 460B, 460C)	E,J	1
R -470C	314T3255-13		..FRAME	L,AR, AS	1
R -475	314T3255-2		.FRAME INSTL	B,D,H	1
R -475A	314T3255-8		.FRAME INSTL	F,K,M	1
R -475B	314T3255-8		.FRAME INSTL- (NHA 314U4090, REF COLLECTOR CMM 71-11-58) (NHA 314T4090, REF COLLECTOR CMM 71-11-60)	AT,AU	1
R -475C	314T3255-18		.FRAME INSTL- (NHA 314U4090, REF COLLECTOR CMM 71-11-58) (NHA 314T4090, REF COLLECTOR CMM 71-11-60)	AT,AU	1

71-11-59

ILLUSTRATED PARTS LIST

01.1

Page 1085

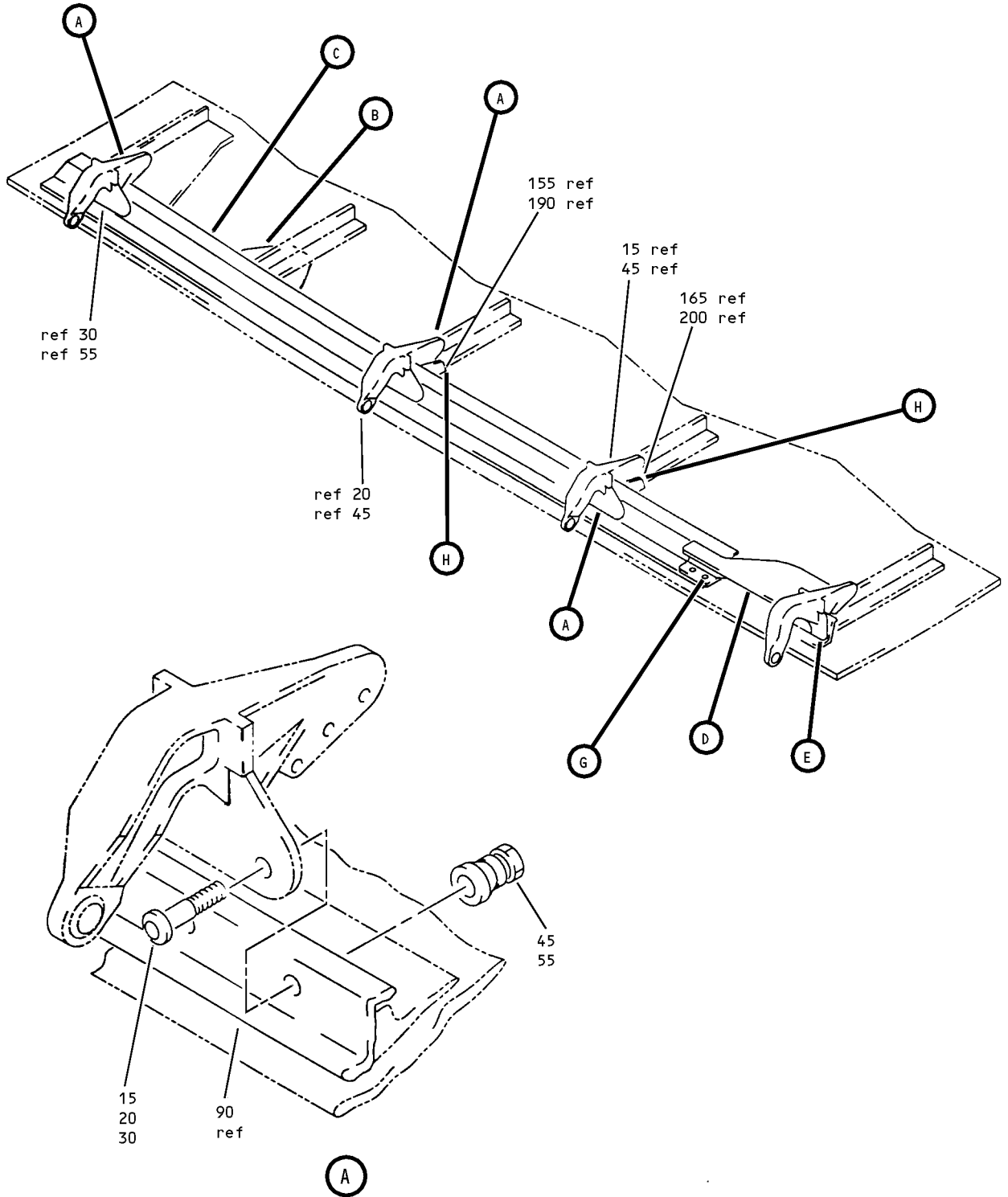
Mar 01/03

FIG. & ITEM	PART NO.	AIRLINE PART NUMBER	NOMENCLATURE 1234567	EFF CODE	QTY PER ASSY
R 02- -475D	314T3255-20		.FRAME INSTL- (NHA 314U4090, REF COLLECTOR CMM 71-11-58) (NHA 314T4090, REF COLLECTOR CMM 71-11-60)	AT,AU	1
R -475E	314T3255-22		.FRAME INSTL- (NHA 314U4090, REF COLLECTOR CMM 71-11-58) (NHA 314T4090, REF COLLECTOR CMM 71-11-60)	AT,AU	1
R -475F	314T3255-24		.FRAME INSTL- (NHA 314U4090, REF COLLECTOR CMM 71-11-58) (NHA 314T4090, REF COLLECTOR CMM 71-11-60)	AT,AU	1
R -475G	314T3255-26		.FRAME INSTL- (NHA 314T4090, REF COLLECTOR CMM 71-11-60)	AU	1
R -475H	314T3255-28		.FRAME INSTL- (NHA 314T4090, REF COLLECTOR CMM 71-11-60)	AU	1
R 480	314T3255-4		..FRAME	B,D,H	1
R -480A	314T3255-10		..FRAME	F,K,M A,T,A U	1
R 485	314T4211-9		.PANEL ASSY-SKIN	A,C,E G,J, L	1
R -490	314T4211-2		.PANEL ASSY-SKIN	B,D,F H,K, M	1

- Item Not Illustrated

71-11-59

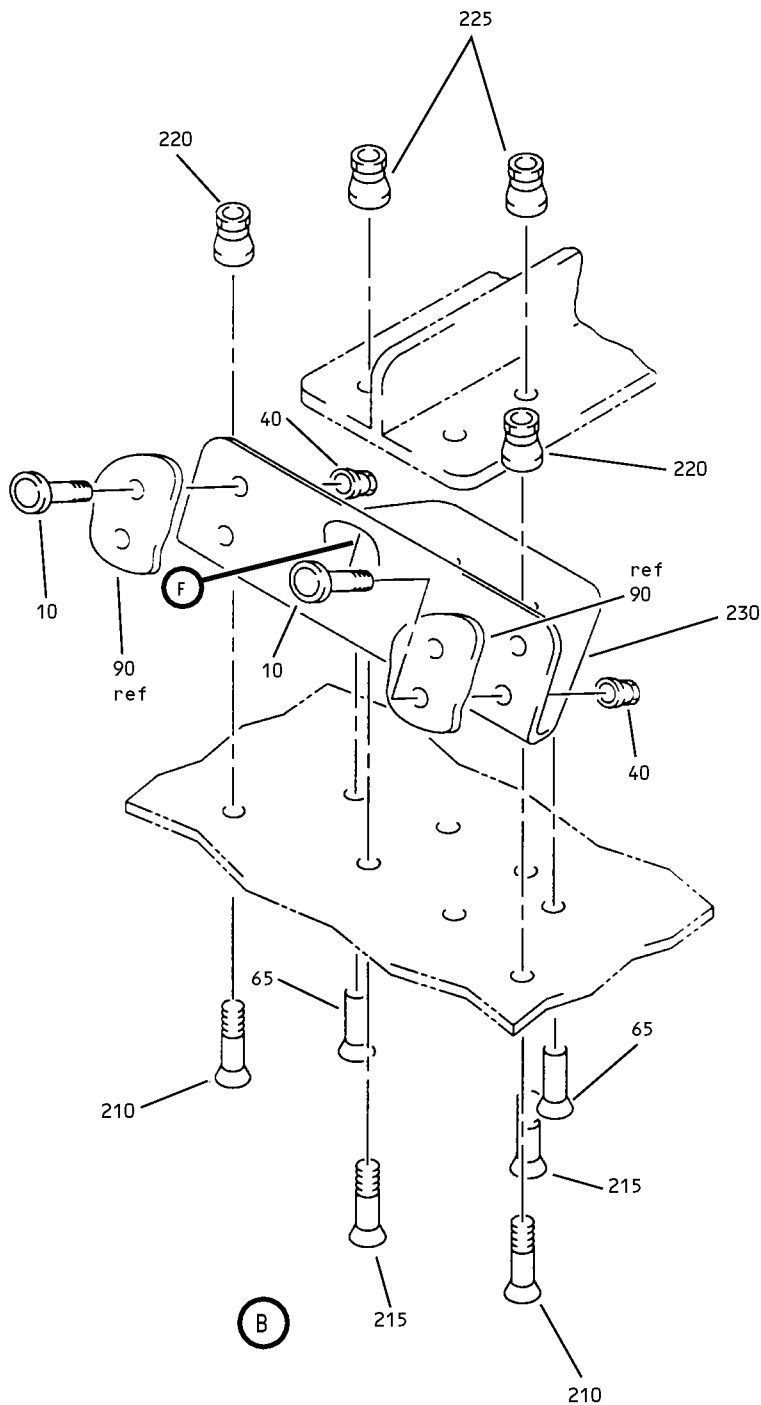
 ILLUSTRATED PARTS LIST
 01.1 Page 1086
 Mar 01/03



Longeron Assembly
Figure 3 (Sheet 1)

71-11-59

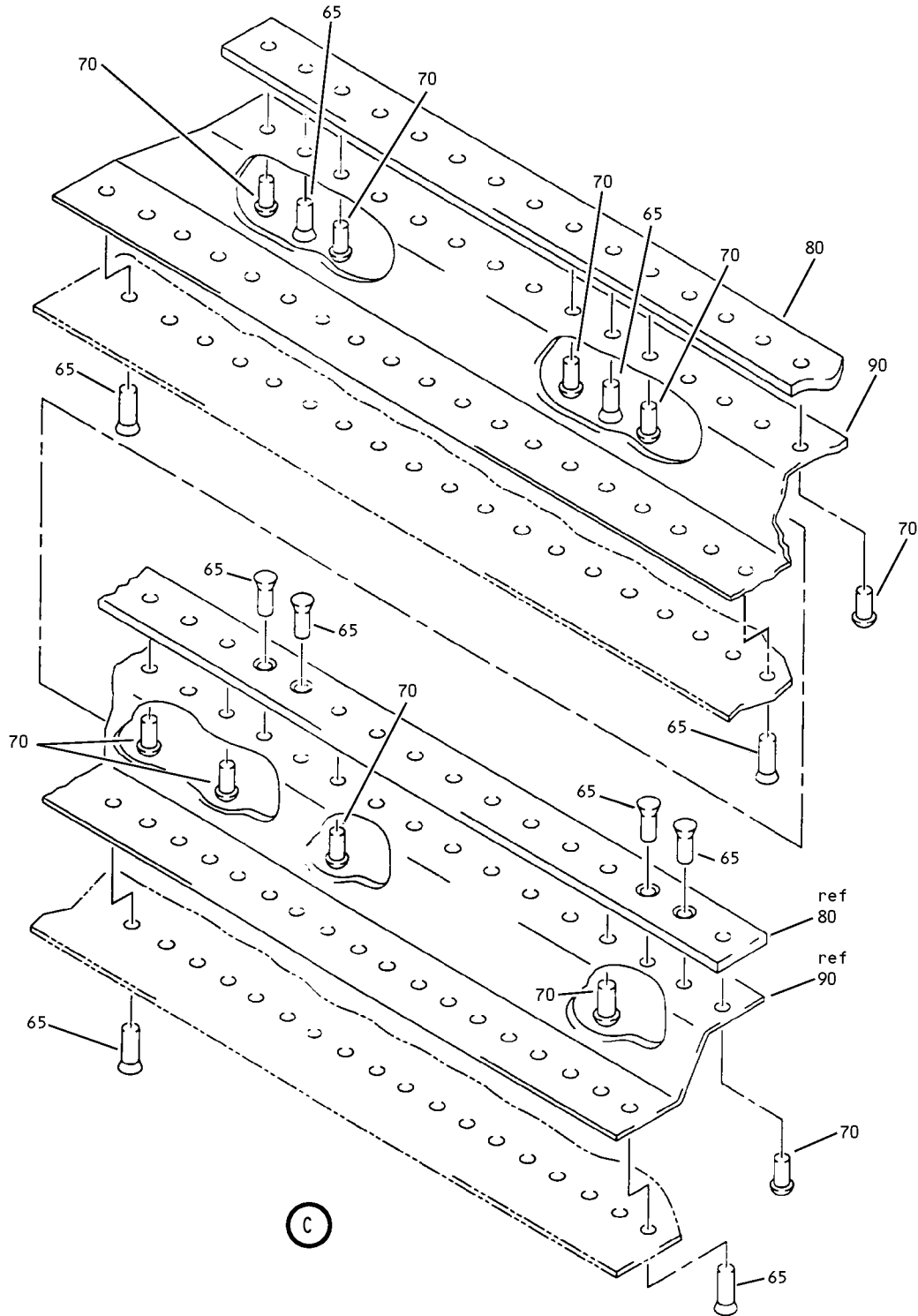
ILLUSTRATED PARTS LIST
01.1 Page 1086A
Mar 01/03



Longeron Assembly
 Figure 3 (Sheet 2)

71-11-59

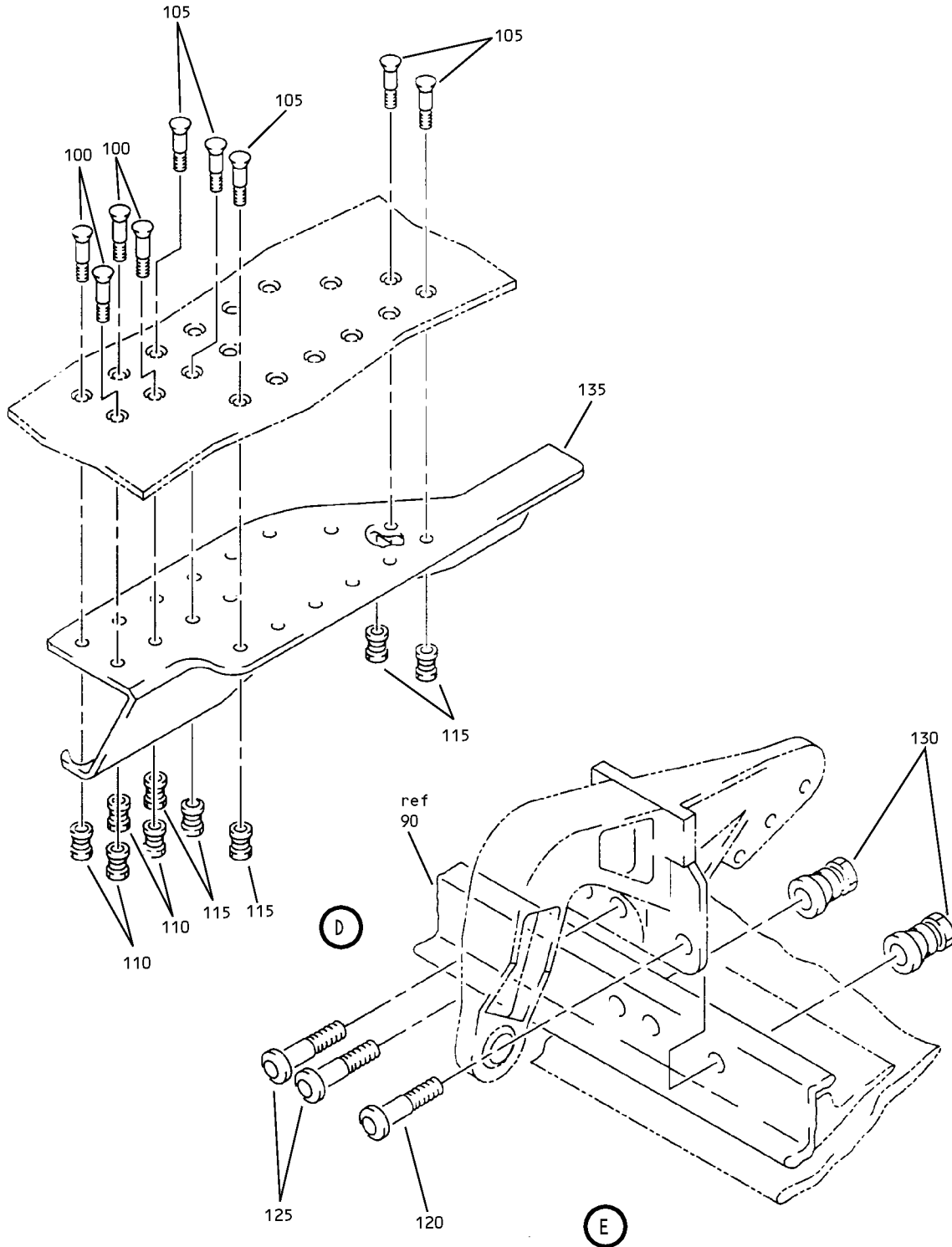
ILLUSTRATED PARTS LIST
 01.1 Page 1086B
 Mar 01/03



Longeron Assembly
Figure 3 (Sheet 3)

71-11-59

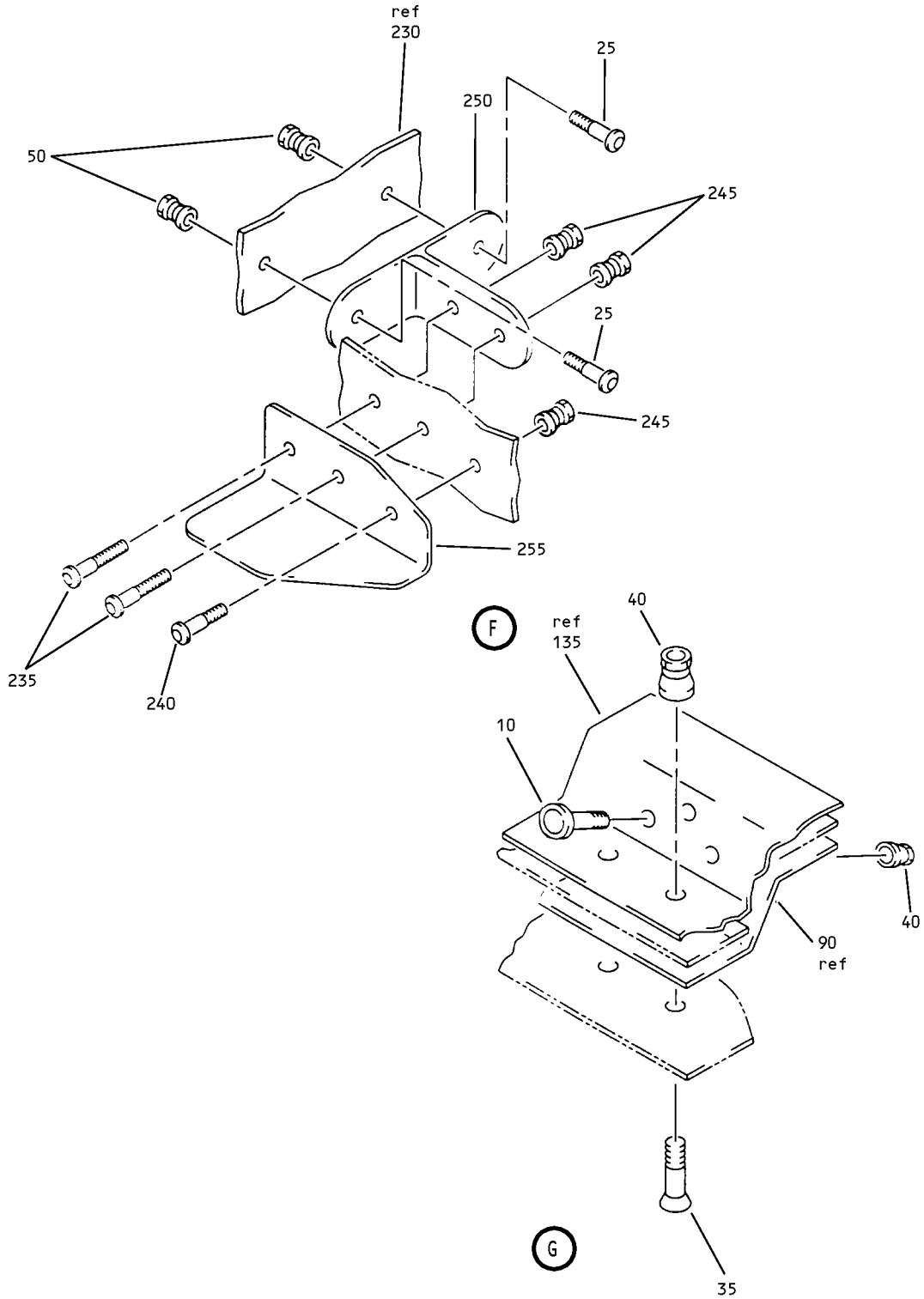
ILLUSTRATED PARTS LIST
01.1 Page 1086C
Mar 01/03



Longeron Assembly
 Figure 3 (Sheet 4)

71-11-59

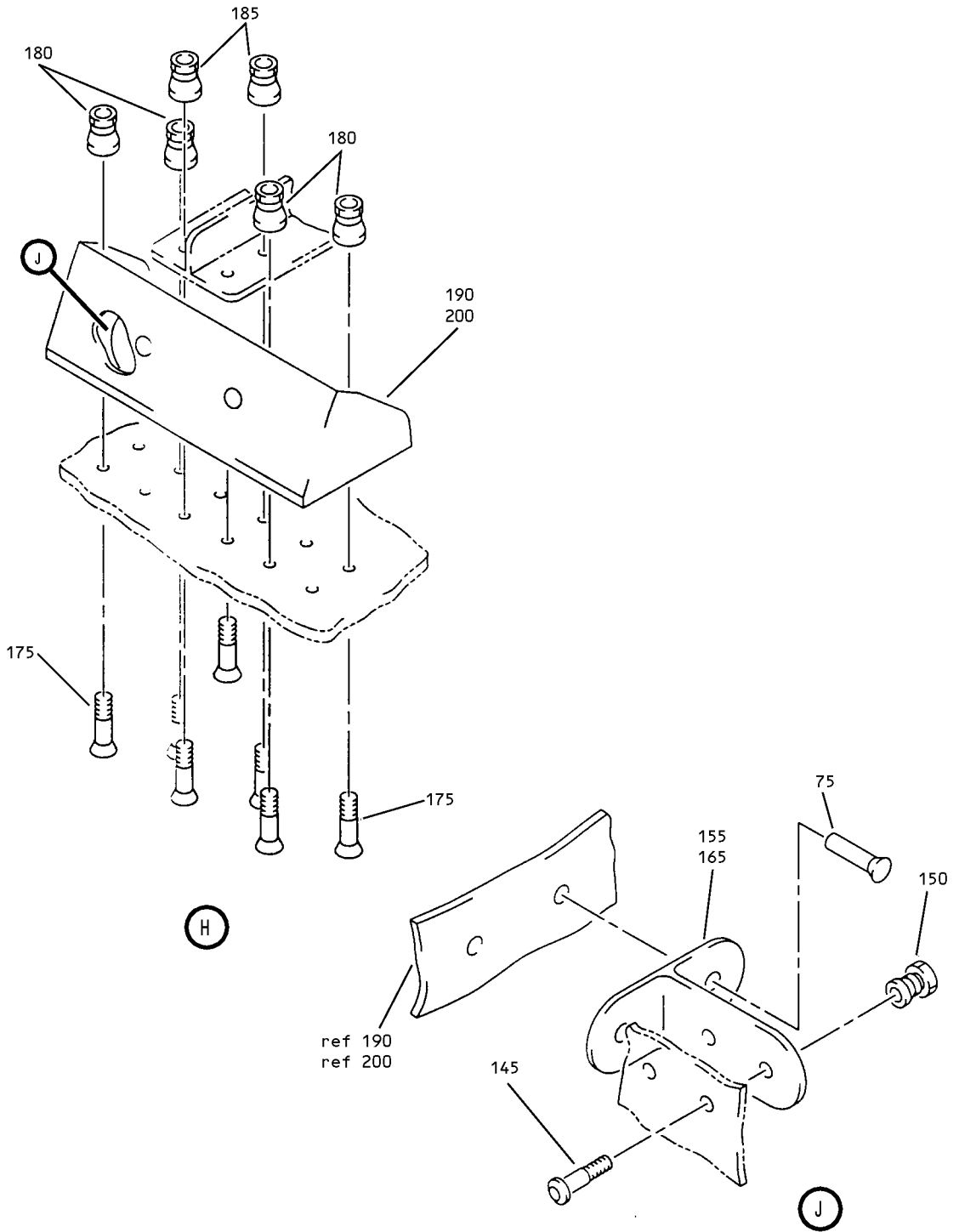
ILLUSTRATED PARTS LIST
 01.1 Page 1086D
 Mar 01/03



Longeron Assembly
Figure 3 (Sheet 5)

71-11-59

ILLUSTRATED PARTS LIST
01.1 Page 1086E
Mar 01/03



Longeron Assembly
 Figure 3 (Sheet 6)

71-11-59

ILLUSTRATED PARTS LIST
 01.1 Page 1086F
 Mar 01/03


BOEING
 COMPONENT
 MAINTENANCE MANUAL

FIG. & ITEM	PART NO.	AIRLINE PART NUMBER	NOMENCLATURE 1234567	EFF CODE	QTY PER ASSY
03- -1A	314T4210-209		LONGERON ASSY	N,Q,S ,U,W, Y,AA, AC-AJ	RF
-5	314T4210-210		LONGERON ASSY	P,R,T ,V,X, Z,AB, AK-AQ	RF
10	HL10VAZ6-3		.BOLT- (V60516) (SPEC BACB30MY6K3) (OPT B30MY6K3 (V97928))	N-AQ	7
15	HL1012AZ10-9		.BOLT- (V0PTK6) (SPEC BACB30NX10K9) (OPT HL12VAZ10-9 (V73197)) (OPT HL12VAZ10-9 (V92215)) (OPT HL12VAZ10-9 (V97928)) (OPT L802-10K9 (V06725)) (OPT HL12VAZ10-9 (V56878)) (OPT HL1012AZ10-9 (V06725)) (OPT HL1012AZ10-9 (V06950)) (OPT HL1012AZ10-9 (V17446)) (OPT HL1012AZ10-9 (V56878)) (OPT HL1012AZ10-9 (V60516)) (OPT HL1012AZ10-9 (V73197)) (OPT HL1012AZ10-9 (V97928))	N-AQ	2

71-11-59

 ILLUSTRATED PARTS LIST
 01.1 Page 1086G
 Mar 01/03

FIG. & ITEM	PART NO.	AIRLINE PART NUMBER	NOMENCLATURE 1234567	EFF CODE	QTY PER ASSY
03-20	HL1012AZ10-10		.BOLT- (VOPTK6) (SPEC BACB30NX10K10) (OPT HL12VAZ10-10 (V73197)) (OPT HL12VAZ10-10 (V92215)) (OPT HL12VAZ10-10 (V97928)) (OPT L802-10K10 (V06725)) (OPT HL12VAZ10-10 (V56878)) (OPT HL1012AZ10-10 (V06725)) (OPT HL1012AZ10-10 (V06950)) (OPT HL1012AZ10-10 (V17446)) (OPT HL1012AZ10-10 (V56878)) (OPT HL1012AZ10-10 (V60516)) (OPT HL1012AZ10-10 (V73197)) (OPT HL1012AZ10-10 (V97928))	N-AQ	2

71-11-59

 ILLUSTRATED PARTS LIST
 01.1 Page 1086H
 Mar 01/03


BOEING
 COMPONENT
 MAINTENANCE MANUAL

FIG. & ITEM	PART NO.	AIRLINE PART NUMBER	NOMENCLATURE 1234567	EFF CODE	QTY PER ASSY
03-25	HL1012AZ6-5		.BOLT- (V97928) (SPEC BACB30NX6K5) (OPT HL12VAZ6-5 (V73197)) (OPT HL12VAZ6-5 (V92215)) (OPT HL12VAZ6-5 (V97928)) (OPT L802-6K5 (V06725)) (OPT HL12VAZ6-5 (V56878)) (OPT HL1012AZ6-5 (V0PTK6)) (OPT HL1012AZ6-5 (V06725)) (OPT HL1012AZ6-5 (V06950)) (OPT HL1012AZ6-5 (V17446)) (OPT HL1012AZ6-5 (V56878)) (OPT HL1012AZ6-5 (V60516)) (OPT HL1012AZ6-5 (V73197))	N-AQ	2

71-11-59

 ILLUSTRATED PARTS LIST
 01.1 Page 1086I
 Mar 01/03

FIG. & ITEM	PART NO.	AIRLINE PART NUMBER	NOMENCLATURE 1234567	EFF CODE	QTY PER ASSY
03-30	HL1012AZ12-10		.BOLT- (VOPTK6) (SPEC BACB30NX12K10) (OPT HL12VAZ12-10 (V73197)) (OPT HL12VAZ12-10 (V92215)) (OPT HL12VAZ12-10 (V97928)) (OPT L802-12K10 (V06725)) (OPT HL12VAZ12-10 (V56878)) (OPT HL1012AZ12-10 (V06725)) (OPT HL1012AZ12-10 (V06950)) (OPT HL1012AZ12-10 (V17446)) (OPT HL1012AZ12-10 (V56878)) (OPT HL1012AZ12-10 (V60516)) (OPT HL1012AZ12-10 (V73197)) (OPT HL1012AZ12-10 (V97928))	N-AQ	2
35	HL11VAZ6-5		.BOLT- (V56878) (SPEC BACB30NW6K5) (OPT HL11V6-5 (V92215)) (OPT HL11V6-5 (V97928)) (OPT L803-6-5 (V06725)) (OPT B30NW6K5 (V97928)) (OPT HL11VAZ6-5 (V73197)) (OPT HL11VAZ6-5 (V92215)) (OPT HL11VAZ6-5 (V97928))	N-AQ	2

71-11-59

 ILLUSTRATED PARTS LIST
 01.1 Page 1086J
 Mar 01/03


BOEING
 COMPONENT
 MAINTENANCE MANUAL

FIG. & ITEM	PART NO.	AIRLINE PART NUMBER	NOMENCLATURE 1234567	EFF CODE	QTY PER ASSY
03-40	HL79-6		.COLLAR- (V5M902) (SPEC BACC30M6) (OPT HL79-6 (V73197)) (OPT HL79-6 (V92215)) (OPT 66014-6 (V56878)) (OPT HL79-6 (V56878))	N-AQ	9
45	HL1087DUW10		.COLLAR- (V9N513) (SPEC BACC30BH10SW) (OPT HL1087DUW10 (V92215)) (OPT HL1087DUW10 (V73197)) (OPT HL1087DUW10 (V56878))	N-AQ	4
50	HL1087DUW6		.COLLAR- (V9N513) (SPEC BACC30BH6SW) (OPT HL1087DUW6 (V92215)) (OPT HL1087DUW6 (V73197)) (OPT HL1087DUW6 (V56878))	N-AQ	2
55	HL1087DUW12		.COLLAR- (V9N513) (SPEC BACC30BH12SW) (OPT HL1087DUW12 (V92215)) (OPT HL1087DUW12 (V73197)) (OPT HL1087DUW12 (V56878))	N-AQ	2
60	HL97DU6		DELETED		
65	BACR15CE6D		.RIVET- (SIZE DETERMINE ON INST)	N-AQ	45
70	BACR15BB6D		.RIVET- (SIZE DETERMINE ON INST)	N-AQ	26
75	BACR15CE5D		.RIVET- (SIZE DETERMINE ON INST)	N-AQ	4

71-11-59

 ILLUSTRATED PARTS LIST
 01.1 Page 1086K
 Mar 01/03

FIG. & ITEM	PART NO.	AIRLINE PART NUMBER	NOMENCLATURE 1234567	EFF CODE	QTY PER ASSY
03-80	314T3250-127		. DOUBLER	N, Q, S U, W, Y, AA, AC-AJ	1
-85	314T3250-148		. DOUBLER	P, R, T V, X, Z, AB, AK-AQ	1
90	314T3250-61		. LONGERON-UPR	N, Q, S U, W, Y, AA, AC-AJ	1
-95	314T3250-62		. LONGERON-UPR	P, R, T V, X, Z, AB, AK-AQ	1
100	HL11VAZ6-4		. BOLT- (V56878) (SPEC BACB30NW6K4) (OPT HL11V6-4 (V92215)) (OPT HL11V6-4 (V97928)) (OPT L803-6-4 (V06725)) (OPT B30NW6K4 (V97928)) (OPT HL11VAZ6-4 (V73197)) (OPT HL11VAZ6-4 (V92215)) (OPT HL11VAZ6-4 (V97928))	N-AQ	4

71-11-59

 ILLUSTRATED PARTS LIST
 01.1 Page 1086L
 Mar 01/03


BOEING
 COMPONENT
 MAINTENANCE MANUAL

FIG. & ITEM	PART NO.	AIRLINE PART NUMBER	NOMENCLATURE 1234567	EFF CODE	QTY PER ASSY
03-105	HL11VAZ6-3		.BOLT- (V56878) (SPEC BACB30NW6K3) (OPT B30NW6K3 (V97928)) (OPT HL11VAZ6-3 (V73197)) (OPT HL11VAZ6-3 (V92215)) (OPT HL11VAZ6-3 (V97928)) (OPT L803-6K3 (V06725)) (OPT HL11VAZ6-3 (V0PTK6)) (OPT HL11VAZ6-3 (V60516))	N-AQ	14
110	HL82-6APBW		.COLLAR- (V5M902) (SPEC BACC30AG6) (OPT HL82-6APBW (V92215)) (OPT HL82-6APBW (V56878)) (OPT HL82-6APBW (V73197))	N-AQ	4
115	HL97DU6		.COLLAR- (V73197) (SPEC BACC30AB6S) (OPT HL97DU6 (V56878)) (OPT HL97DU6 (V5M902))	N-AQ	14

71-11-59

 ILLUSTRATED PARTS LIST
 01.1 Page 1086M
 Mar 01/03

FIG. & ITEM	PART NO.	AIRLINE PART NUMBER	NOMENCLATURE 1234567	EFF CODE	QTY PER ASSY
03-120	HL1012AZ8-9		.BOLT- (VOPTK6) (SPEC BACB30NX8K9) (OPT HL12VAZ8-9 (V73197)) (OPT HL12VAZ8-9 (V92215)) (OPT HL12VAZ8-9 (V97928)) (OPT L802-8K9 (V06725)) (OPT HL12VAZ8-9 (V56878)) (OPT HL1012AZ8-9 (V06725)) (OPT HL1012AZ8-9 (V06950)) (OPT HL1012AZ8-9 (V17446)) (OPT HL1012AZ8-9 (V56878)) (OPT HL1012AZ8-9 (V60516)) (OPT HL1012AZ8-9 (V73197)) (OPT HL1012AZ8-9 (V97928))	N-AQ	1

71-11-59

 ILLUSTRATED PARTS LIST
 01.1 Page 1086N
 Mar 01/03

BOEING
 COMPONENT
 MAINTENANCE MANUAL

FIG. & ITEM	PART NO.	AIRLINE PART NUMBER	NOMENCLATURE 1234567	EFF CODE	QTY PER ASSY
03-125	HL1012AZ8-11		.BOLT- (V0PTK6) (SPEC BACB30NX8K11) (OPT HL12VAZ8-11 (V73197)) (OPT HL12VAZ8-11 (V92215)) (OPT HL12VAZ8-11 (V97928)) (OPT L802-8K11 (V06725)) (OPT HL12VAZ8-11 (V56878)) (OPT HL1012AZ8-11 (V06725)) (OPT HL1012AZ8-11 (V06950)) (OPT HL1012AZ8-11 (V17446)) (OPT HL1012AZ8-11 (V56878)) (OPT HL1012AZ8-11 (V60516)) (OPT HL1012AZ8-11 (V73197)) (OPT HL1012AZ8-11 (V97928))	N-AQ	2
130	HL1087DUW8		.COLLAR- (V9N513) (SPEC BACC30BH8SW) (OPT HL1087DUW8 (V73197)) (OPT HL1087DUW8 (V92215)) (OPT HL1087DUW8 (V56878))	N-AQ	3
135	314T3276-3		.FITTING-LONGERON	N,Q,S U,W Y,AA AC-AJ	1
-140	314T3276-4		.FITTING-LONGERON	P,R,T V,X Z,AB AK-AQ	1

71-11-59

ILLUSTRATED PARTS LIST
 01.1 Page 10860
 Mar 01/03

FIG. & ITEM	PART NO.	AIRLINE PART NUMBER	NOMENCLATURE 1234567	EFF CODE	QTY PER ASSY
03-145	HL1012AZ5-5		.BOLT- (V97928) (SPEC BACB30NX5K5) (OPT HL12VAZ5-5 (V73197)) (OPT HL12VAZ5-5 (V92215)) (OPT HL12VAZ5-5 (V97928)) (OPT L802-5K5 (V06725)) (OPT HL1012AZ5-5 (V0PTK6)) (OPT HL1012AZ5-5 (V06725)) (OPT HL1012AZ5-5 (V06950)) (OPT HL1012AZ5-5 (V17446)) (OPT HL12VAZ5-5 (V56878)) (OPT HL1012AZ5-5 (V56878)) (OPT HL1012AZ5-5 (V60516)) (OPT HL1012AZ5-5 (V73197))	N-AQ	4
150	HL1087DU5		.COLLAR- (V56878) (SPEC BACC30BH5S) (OPT HL1087DU5 (V73197)) (OPT HL1087DU5 (V9N513))	N-AQ	4
155	314T3250-85		.CLIP	N,Q,S ,T,U, W,Y,A A,A C-AQ	1

71-11-59

 ILLUSTRATED PARTS LIST
 01.1 Page 1086P
 Mar 01/03


BOEING
 COMPONENT
 MAINTENANCE MANUAL

FIG. & ITEM	PART NO.	AIRLINE PART NUMBER	NOMENCLATURE 1234567	EFF CODE	QTY PER ASSY
03- -160	314T3250-86		.CLIP	P,R,T ,V,X, Z,AB, AK-AQ	1
165	314T3250-82		.CLIP	N,Q,S ,U,W, Y,AA, AC-AJ	1
-170	314T3250-105		.CLIP	P,R,T ,V,X, Z,AB, AK-AQ	1
175	HL11VAZ6-4		.BOLT- (V56878) (SPEC BACB30NW6K4) (OPT HL11V6-4 (V92215)) (OPT HL11V6-4 (V97928)) (OPT L803-6-4 (V06725)) (OPT B30NW6K4 (V97928)) (OPT HL11VAZ6-4 (V73197)) (OPT HL11VAZ6-4 (V92215)) (OPT HL11VAZ6-4 (V97928))	N-AQ	24

71-11-59

 ILLUSTRATED PARTS LIST
 01.1 Page 1086Q
 Mar 01/03

FIG. & ITEM	PART NO.	AIRLINE PART NUMBER	NOMENCLATURE 1234567	EFF CODE	QTY PER ASSY
03-180	HL97DU6		.COLLAR- (V73197) (SPEC BACC30AB6S) (OPT HL97DU6 (V56878)) (OPT HL97DU6 (V5M902))	N-AQ	16
185	HL82-6APBW		.COLLAR- (V5M902) (SPEC BACC30AG6) (OPT HL82-6APBW (V92215)) (OPT HL82-6APBW (V56878)) (OPT HL82-6APBW (V73197))	N-AQ	8
190	314T3233-7		.FITTING-HINGE ATTACH	N,Q,S ,U,W, Y,AA, AC-AJ	1
-195	314T3233-8		.FITTING-HINGE ATTACH	P,R,T ,V,X, Z,AB, AK-AQ	1
200	314T3233-5		.HINGE-HINGE ATTACH	N,Q,S ,U,W, Y,AA, AC-AJ	1
-205	314T3233-6		.HINGE-HINGE ATTACH	P,R,T ,V,X, Z,AB, AK-AQ	1

71-11-59

 ILLUSTRATED PARTS LIST
 01.1 Page 1086R
 Mar 01/03


BOEING
 COMPONENT
 MAINTENANCE MANUAL

FIG. & ITEM	PART NO.	AIRLINE PART NUMBER	NOMENCLATURE 1234567	EFF CODE	QTY PER ASSY
03-210	HL11VAZ6-3		.BOLT- (V56878) (SPEC BACB30NW6K3) (OPT B30NW6K3 (V97928)) (OPT HL11VAZ6-3 (V73197)) (OPT HL11VAZ6-3 (V92215)) (OPT HL11VAZ6-3 (V97928)) (OPT L803-6K3 (V06725)) (OPT HL11VAZ6-3 (V0PTK6)) (OPT HL11VAZ6-3 (V60516))	N-AQ	2
215	HL11VAZ6-4		.BOLT- (V56878) (SPEC BACB30NW6K4) (OPT HL11V6-4 (V92215)) (OPT HL11V6-4 (V97928)) (OPT L803-6-4 (V06725)) (OPT B30NW6K4 (V97928)) (OPT HL11VAZ6-4 (V73197)) (OPT HL11VAZ6-4 (V92215)) (OPT HL11VAZ6-4 (V97928))	N-AQ	4
220	HL97DU6		.COLLAR- (V73197) (SPEC BACC30AB6S) (OPT HL97DU6 (V56878)) (OPT HL97DU6 (V5M902))	N-AQ	2

71-11-59

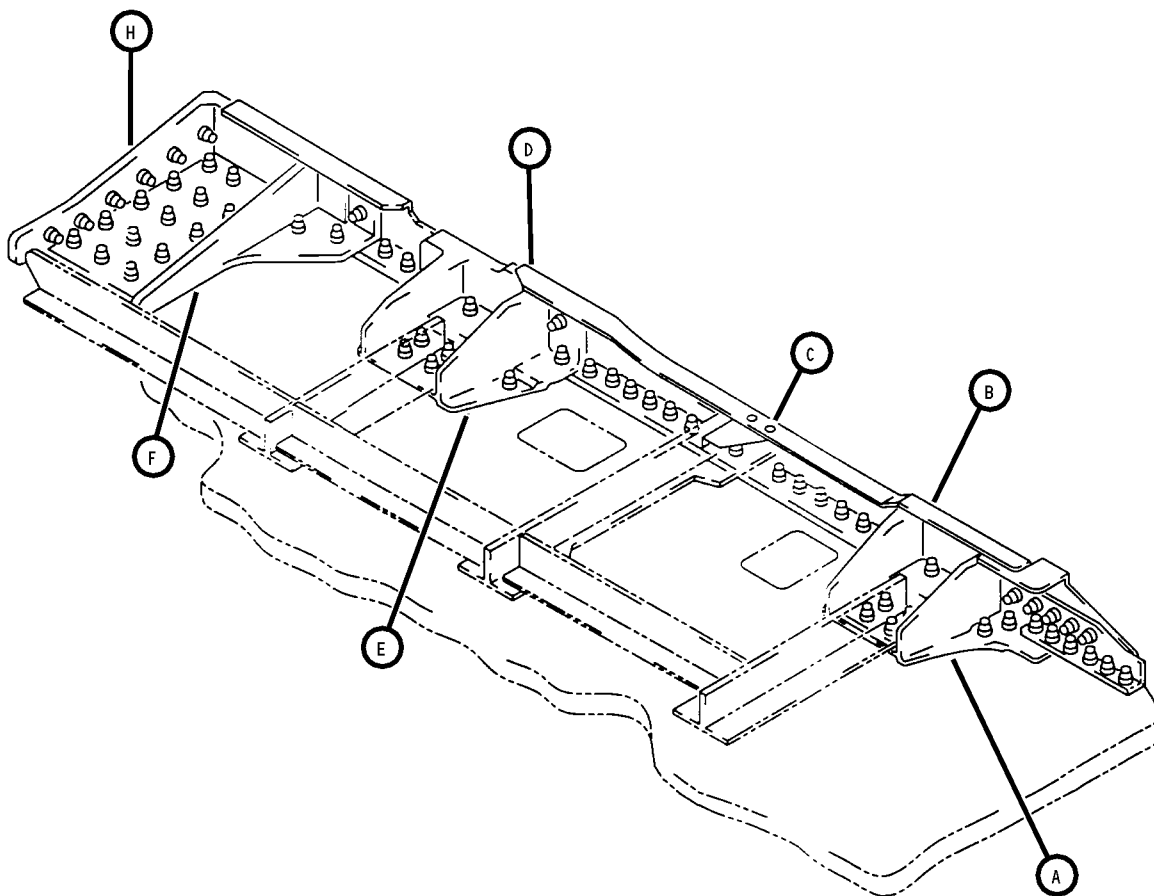
 ILLUSTRATED PARTS LIST
 01.1 Page 1086S
 Mar 01/03

FIG. & ITEM	PART NO.	AIRLINE PART NUMBER	NOMENCLATURE 1234567	EFF CODE	QTY PER ASSY
03-225	HL82-6APBW		.COLLAR- (V5M902) (SPEC BACC30AG6) (OPT HL82-6APBW (V92215)) (OPT HL82-6APBW (V56878)) (OPT HL82-6APBW (V73197))	N-AQ	4
230	314T3210-85		.ANGLE	N-AQ	1
235	HL10VAZ6-7		.BOLT- (V60516) (SPEC BACB30MY6K7) (OPT B30MY6K7 (V97928))	N-AQ	2
240	HL10VAZ6-4		.BOLT- (V60516) (SPEC BACB30MY6K4) (OPT B30MY6K4 (V97928))	N-AQ	1
245	HL79-6		.COLLAR- (V5M902) (SPEC BACC30M6) (OPT HL79-6 (V73197)) (OPT HL79-6 (V92215)) (OPT 66014-6 (V56878)) (OPT HL79-6 (V56878))	N-AQ	3
250	314T3210-66		.TEE	N-AQ	1
255	314T3210-47		.GUSSET	N,Q,S U,W Y,AA AC-AJ	1
-260	314T3210-48		.GUSSET	P,R,T V,X Z,AB AK-AQ	1

- Item Not Illustrated

71-11-59

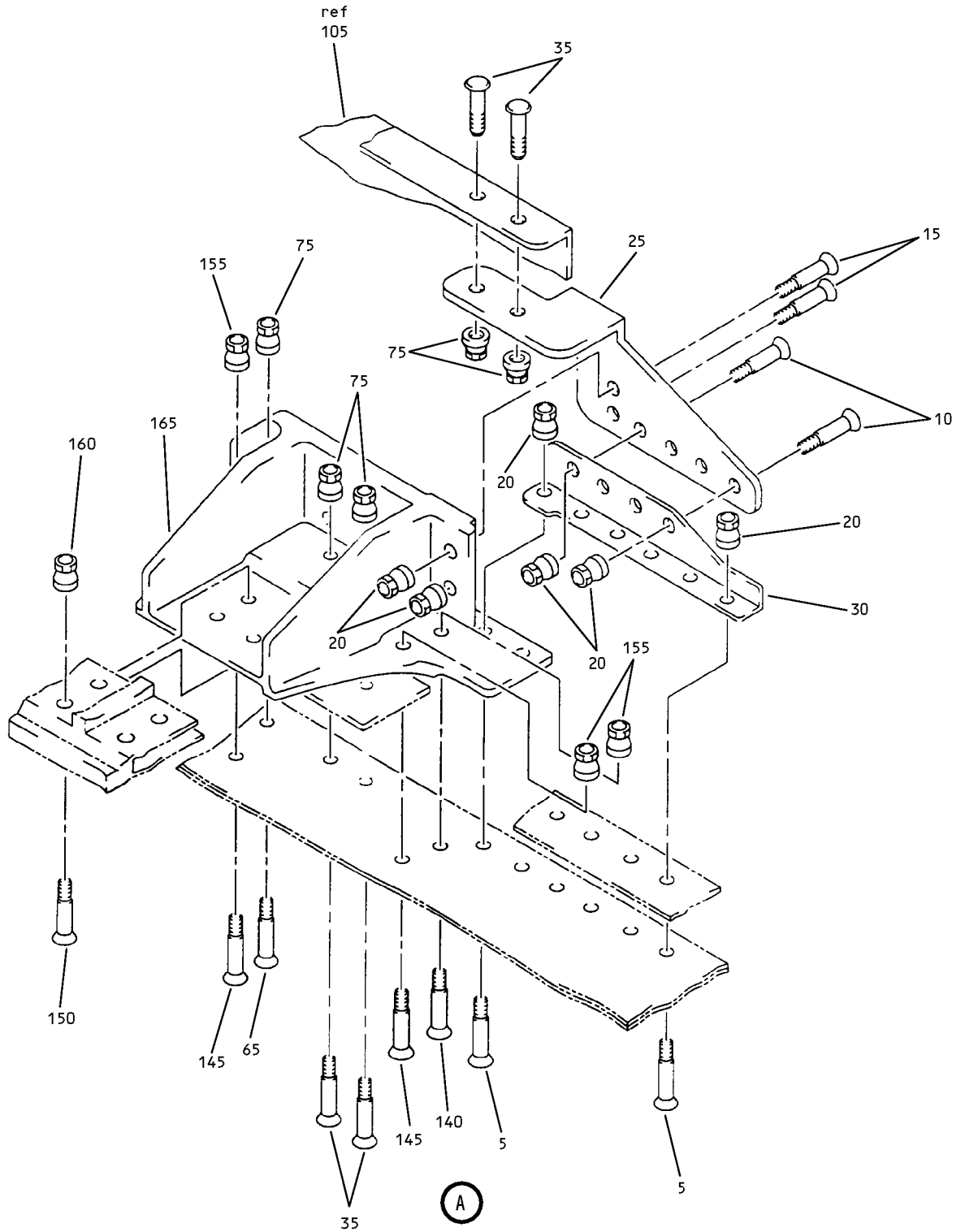
 ILLUSTRATED PARTS LIST
 01.1 Page 1086T
 Mar 01/03



Longeron Assembly
Figure 4 (Sheet 1)

71-11-59

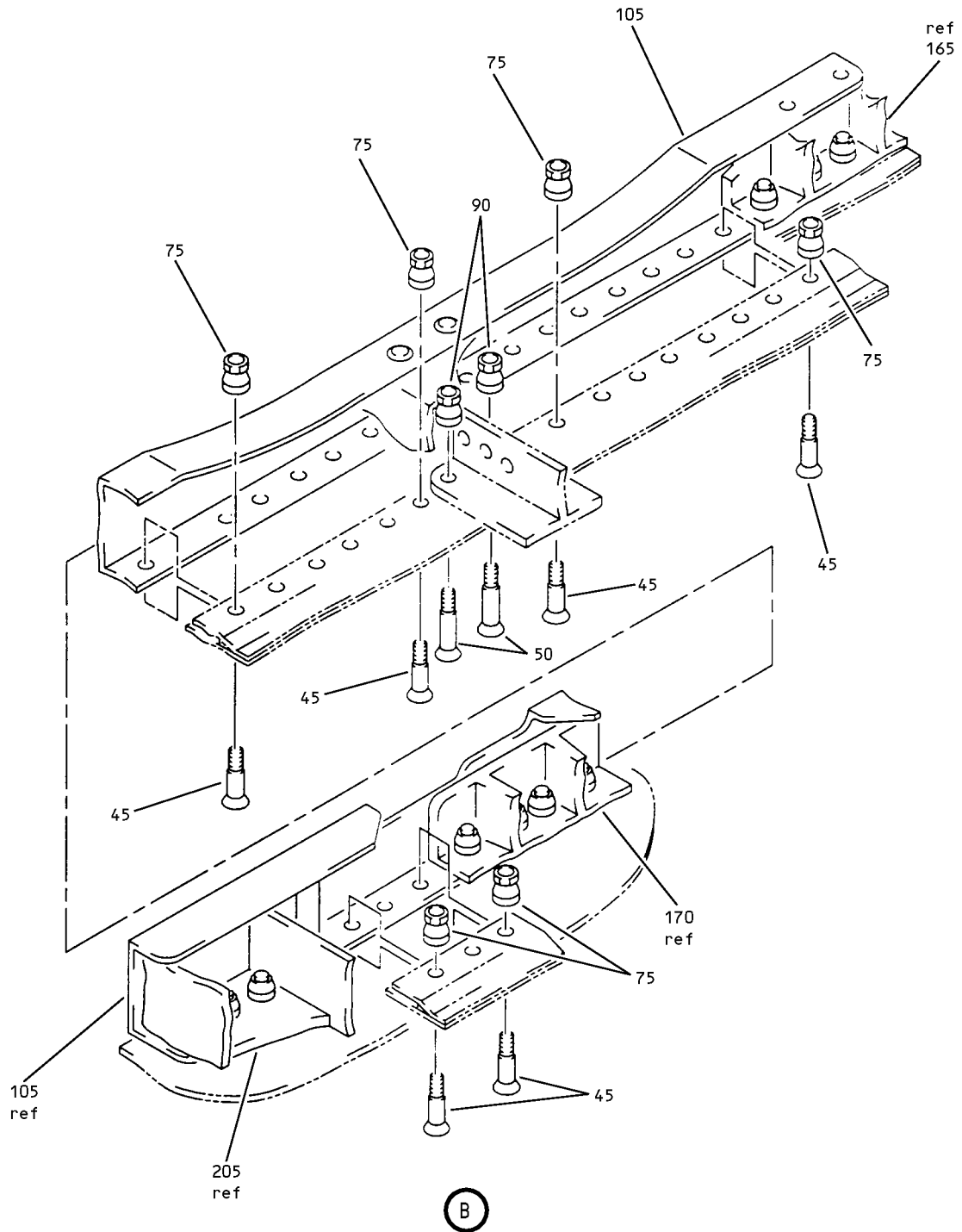
ILLUSTRATED PARTS LIST
01.1 Page 1086V
Mar 01/03



Longeron Assembly
Figure 4 (Sheet 2)

71-11-59

ILLUSTRATED PARTS LIST
01.1 Page 1086W
Mar 01/03

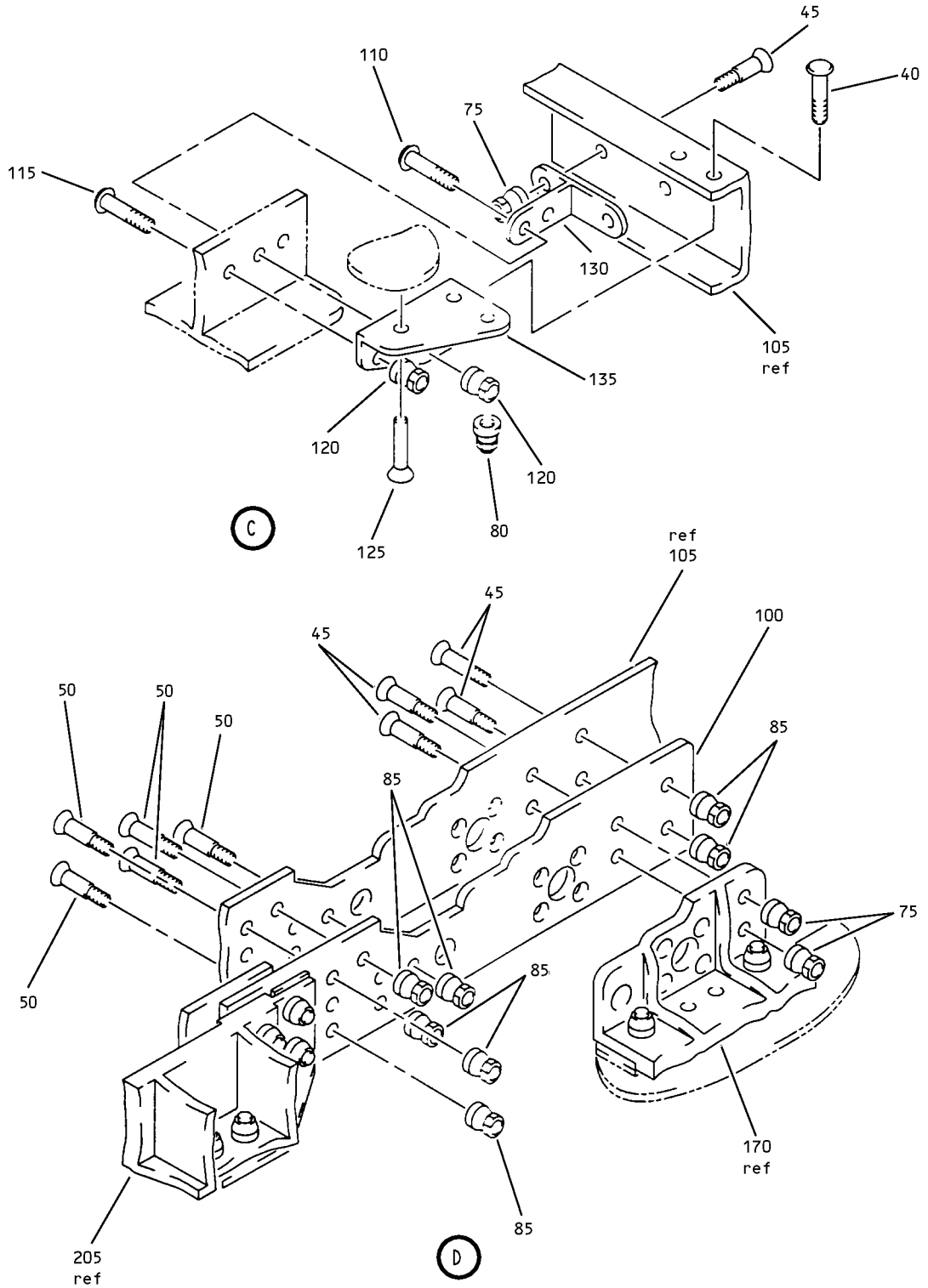


Longeron Assembly
 Figure 4 (Sheet 3)

71-11-59

ILLUSTRATED PARTS LIST
 01.1 Page 1086X
 Mar 01/03

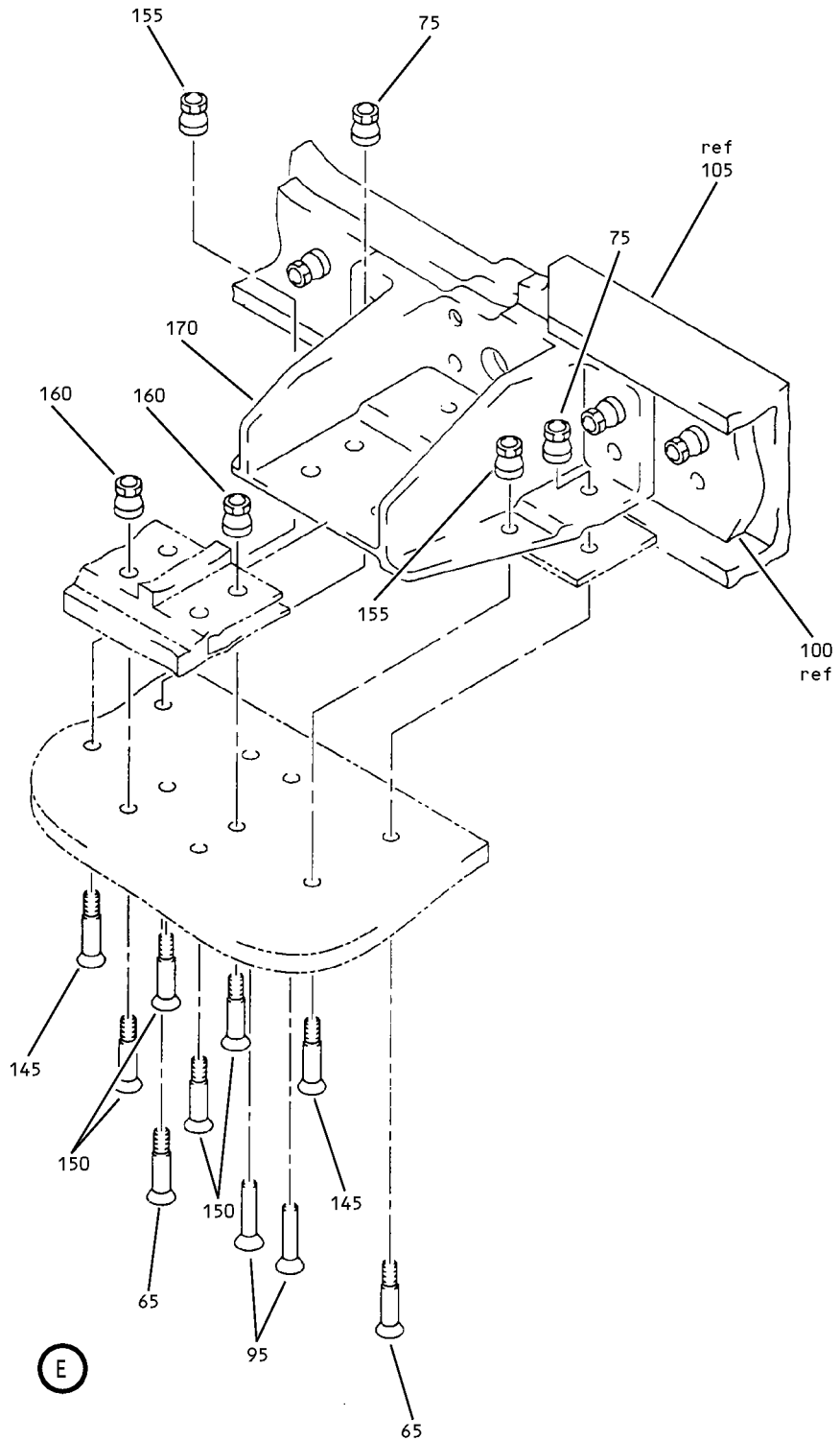
BOEING
COMPONENT
MAINTENANCE MANUAL



Longeron Assembly
Figure 4 (Sheet 4)

71-11-59

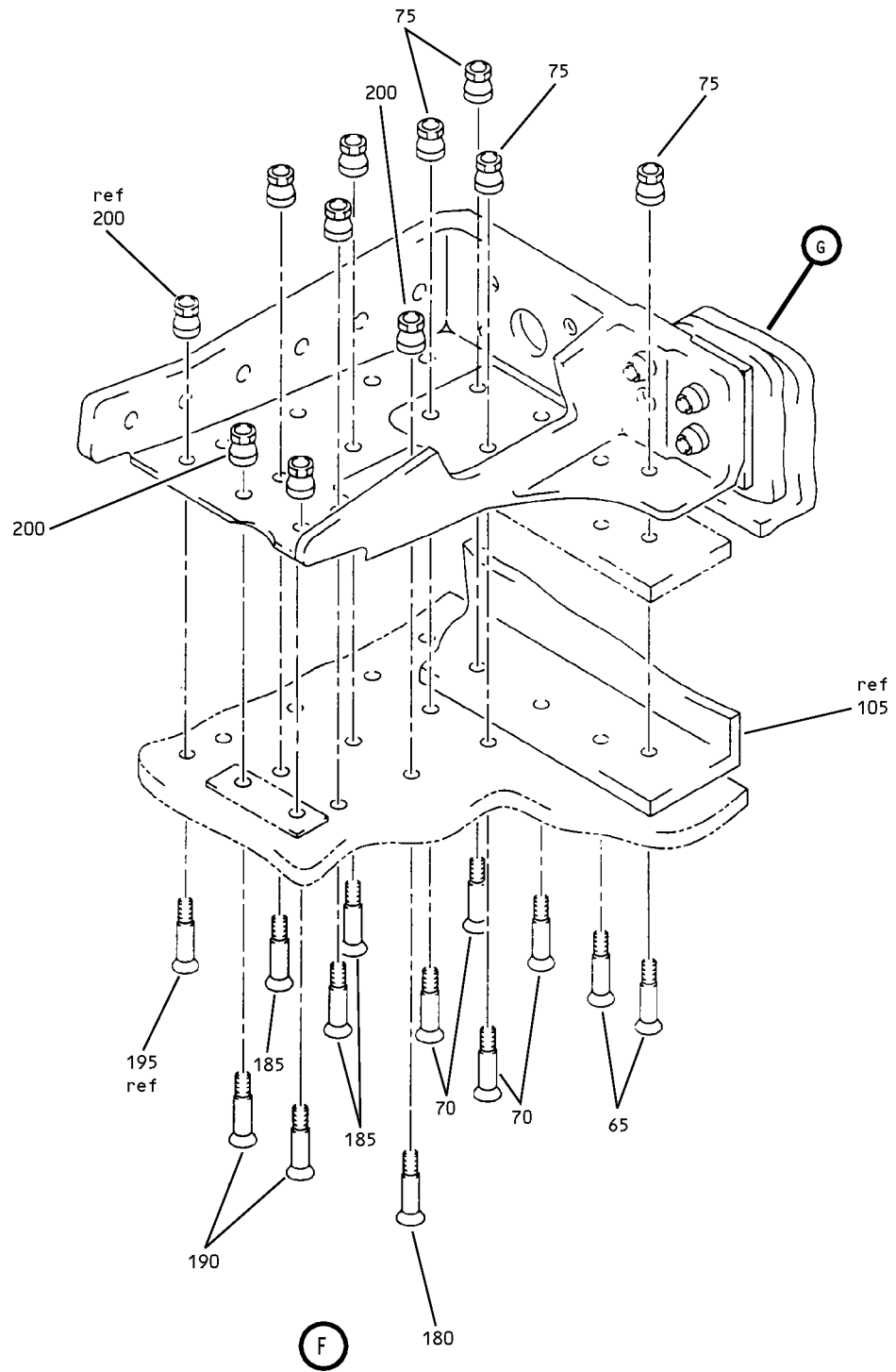
ILLUSTRATED PARTS LIST
01.1 Page 1086Y
Mar 01/03



Longeron Assembly
Figure 4 (Sheet 5)

71-11-59

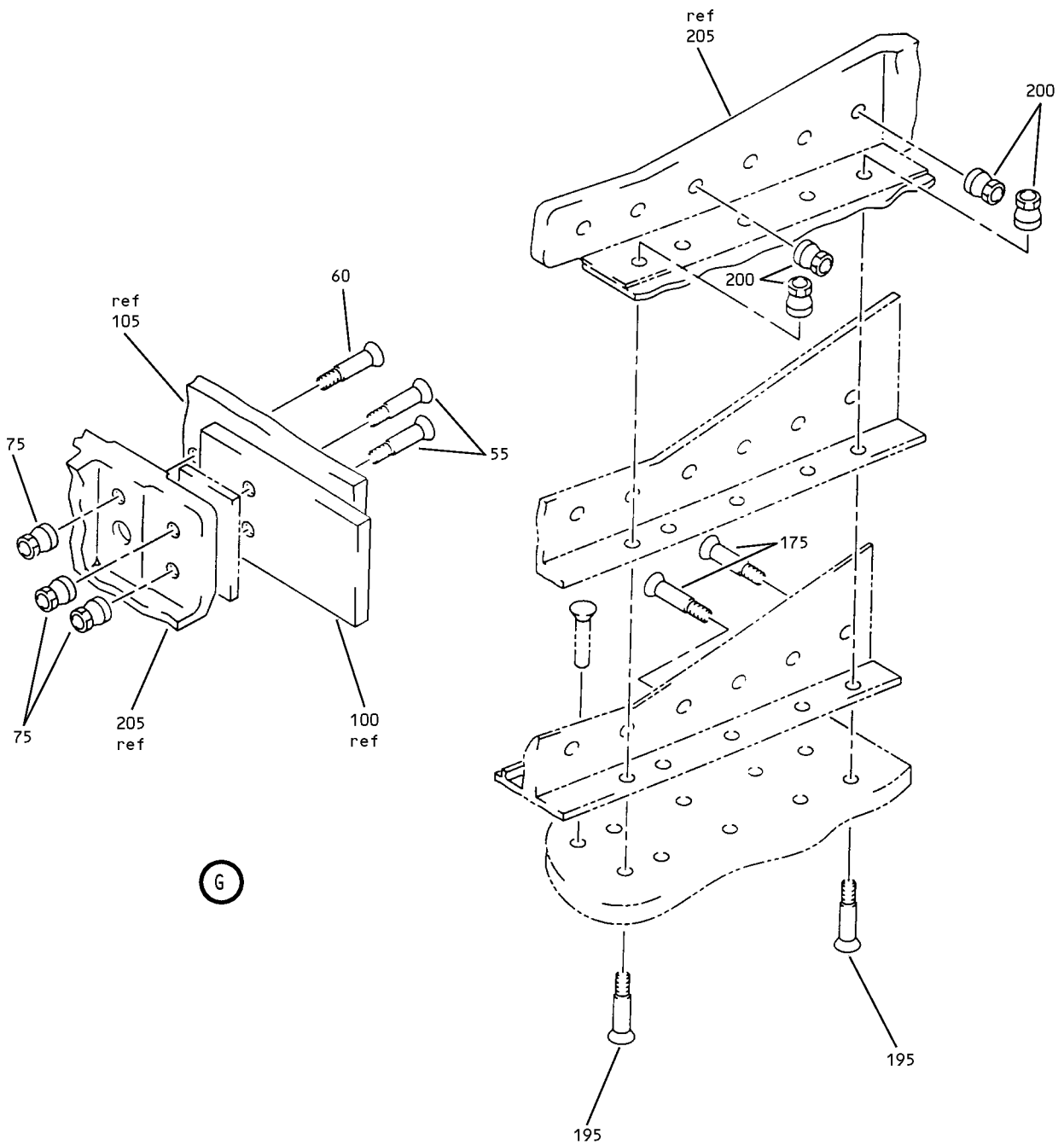
ILLUSTRATED PARTS LIST
01.1 Page 1086Z
Mar 01/03



Longeron Assembly
Figure 4 (Sheet 6)

71-11-59

ILLUSTRATED PARTS LIST
01.1 Page 1087
Mar 01/03



Longeron Assembly
Figure 4 (Sheet 7)

71-11-59

ILLUSTRATED PARTS LIST
01.1 Page 1088
Mar 01/03


BOEING
 COMPONENT
 MAINTENANCE MANUAL

FIG. & ITEM	PART NO.	AIRLINE PART NUMBER	NOMENCLATURE 1234567	EFF CODE	QTY PER ASSY
04- -1A	314T4210-211		LONGERON ASSY	N,Q,S ,U,W, Y,AA, AC-AJ	RF
5	HL11VAZ6-9		.BOLT- (V56878) (SPEC BACB30NW6K9) (OPT B30NW6K9 (V97928)) (OPT HL11VAZ6-9 (V73197)) (OPT HL11VAZ6-9 (V92215)) (OPT HL11VAZ6-9 (V97928)) (OPT L803-6K9 (V06725)) (OPT HL11VAZ6-9 (V0PTK6)) (OPT HL11VAZ6-9 (V60516))	N,Q,S ,U,W, Y,AA, AC-AJ	6
10	HL11VAZ6-3		.BOLT- (V56878) (SPEC BACB30NW6K3) (OPT B30NW6K3 (V97928)) (OPT HL11VAZ6-3 (V73197)) (OPT HL11VAZ6-3 (V92215)) (OPT HL11VAZ6-3 (V97928)) (OPT L803-6K3 (V06725)) (OPT HL11VAZ6-3 (V0PTK6)) (OPT HL11VAZ6-3 (V60516))	N,Q,S ,U,W, Y,AA, AC-AJ	4

71-11-59

 ILLUSTRATED PARTS LIST
 01.1 Page 1088A
 Mar 01/03

FIG. & ITEM	PART NO.	AIRLINE PART NUMBER	NOMENCLATURE 1234567	EFF CODE	QTY PER ASSY
04-15	HL11VAZ6-4		.BOLT- (V56878) (SPEC BACB30NW6K4) (OPT HL11V6-4 (V92215)) (OPT HL11V6-4 (V97928)) (OPT L803-6-4 (V06725)) (OPT B30NW6K4 (V97928)) (OPT HL11VAZ6-4 (V73197)) (OPT HL11VAZ6-4 (V92215)) (OPT HL11VAZ6-4 (V97928))	N,Q,S ,U,W, Y,AA, AC-AJ	2
20	HL79-6		.COLLAR- (V5M902) (SPEC BACC30M6) (OPT HL79-6 (V73197)) (OPT HL79-6 (V92215)) (OPT 66014-6 (V56878)) (OPT HL79-6 (V56878))	N,Q,S ,U,W, Y,AA, AC-AJ	12
25	314T3210-107		.ANGLE	N,Q,S ,U,W, Y,AA, AC-AJ	1
30	314T3210-227		.ANGLE	N,Q,S ,U,W, Y,AA, AC-AJ	1
35	HL10VAZ6-5		.BOLT- (V60516) (SPEC BACB30MY6K5) (OPT B30MY6K5 (V97928))	N,Q,S ,U,W, Y,AA, AC-AJ	2

71-11-59

 ILLUSTRATED PARTS LIST
 01.1 Page 1088B
 Mar 01/03

BOEING
 COMPONENT
 MAINTENANCE MANUAL

FIG. & ITEM	PART NO.	AIRLINE PART NUMBER	NOMENCLATURE 1234567	EFF CODE	QTY PER ASSY
04-40	HL1012AZ6-3		.BOLT- (V97928) (SPEC BACB30NX6K3) (OPT HL12VAZ6-3 (V73197)) (OPT HL12VAZ6-3 (V92215)) (OPT HL12VAZ6-3 (V97928)) (OPT L802-6K3 (V06725)) (OPT HL12VAZ6-3 (V56878)) (OPT HL1012AZ6-3 (VOPTK6)) (OPT HL1012AZ6-3 (V06725)) (OPT HL1012AZ6-3 (V06950)) (OPT HL1012AZ6-3 (V17446)) (OPT HL1012AZ6-3 (V56878)) (OPT HL1012AZ6-3 (V60516)) (OPT HL1012AZ6-3 (V73197))	N,Q,S ,U,W, Y,AA, AC-AJ	2
45	HL11VAZ6-3		.BOLT- (V56878) (SPEC BACB30NW6K3) (OPT B30NW6K3 (V97928)) (OPT HL11VAZ6-3 (V73197)) (OPT HL11VAZ6-3 (V92215)) (OPT HL11VAZ6-3 (V97928)) (OPT L803-6K3 (V06725)) (OPT HL11VAZ6-3 (VOPTK6)) (OPT HL11VAZ6-3 (V60516))	N,Q,S ,U,W, Y,AA, AC-AJ	23

71-11-59

ILLUSTRATED PARTS LIST
 01.1 Page 1088C
 Mar 01/03

FIG. & ITEM	PART NO.	AIRLINE PART NUMBER	NOMENCLATURE 1234567	EFF CODE	QTY PER ASSY
04-50	HL11VAZ6-4		.BOLT- (V56878) (SPEC BACB30NW6K4) (OPT HL11V6-4 (V92215)) (OPT HL11V6-4 (V97928)) (OPT L803-6-4 (V06725)) (OPT B30NW6K4 (V97928)) (OPT HL11VAZ6-4 (V73197)) (OPT HL11VAZ6-4 (V92215)) (OPT HL11VAZ6-4 (V97928))	N,Q,S ,U,W, Y,AA, AC-AJ	9
55	HL11VAZ6-8		.BOLT- (V56878) (SPEC BACB30NW6K8) (OPT B30NW6K8 (V97928)) (OPT HL11VAZ6-8 (V73197)) (OPT HL11VAZ6-8 (V92215)) (OPT HL11VAZ6-8 (V97928)) (OPT L803-6K8 (V06725)) (OPT HL11VAZ6-8 (V0PTK6)) (OPT HL11VAZ6-8 (V60516))	N,Q,S ,U,W, Y,AA, AC-AJ	2

71-11-59

 ILLUSTRATED PARTS LIST
 01.1 Page 1088D
 Mar 01/03

 **BOEING**
 COMPONENT
 MAINTENANCE MANUAL

FIG. & ITEM	PART NO.	AIRLINE PART NUMBER	NOMENCLATURE 1234567	EFF CODE	QTY PER ASSY
04-60	HL11VAZ6-10		.BOLT- (V56878) (SPEC BACB30NW6K10) (OPT B30NW6K10 (V97928)) (OPT HL11VAZ6-10 (V73197)) (OPT HL11VAZ6-10 (V92215)) (OPT HL11VAZ6-10 (V97928)) (OPT L803-6K10 (V06725)) (OPT HL11VAZ6-10 (V0PTK6)) (OPT HL11VAZ6-10 (V60516))	N,Q,S ,U,W, Y,AA, AC-AJ	1
65	HL11VAZ6-5		.BOLT- (V56878) (SPEC BACB30NW6K5) (OPT HL11V6-5 (V92215)) (OPT HL11V6-5 (V97928)) (OPT L803-6-5 (V06725)) (OPT B30NW6K5 (V97928)) (OPT HL11VAZ6-5 (V73197)) (OPT HL11VAZ6-5 (V92215)) (OPT HL11VAZ6-5 (V97928))	N,Q,S ,U,W, Y,AA, AC-AJ	5

71-11-59

ILLUSTRATED PARTS LIST
 01.1 Page 1088E
 Mar 01/03

FIG. & ITEM	PART NO.	AIRLINE PART NUMBER	NOMENCLATURE 1234567	EFF CODE	QTY PER ASSY
04-70	HL11VAZ6-6		.BOLT- (V56878) (SPEC BACB30NW6K6) (OPT B30NW6K6 (V97928)) (OPT HL11VAZ6-6 (V73197)) (OPT HL11VAZ6-6 (V92215)) (OPT HL11VAZ6-6 (V97928)) (OPT L803-6K6 (V06725)) (OPT HL11VAZ6-6 (V0PTK6)) (OPT HL11VAZ6-6 (V60516))	N,Q,S ,U,W, Y,AA, AC-AJ	2
75	HL79-6		.COLLAR- (V5M902) (SPEC BACC30M6) (OPT HL79-6 (V73197)) (OPT HL79-6 (V92215)) (OPT 66014-6 (V56878)) (OPT HL79-6 (V56878))	N,Q,S ,U,W, Y,AA, AC-AJ	33
80	HL1087DU6		.COLLAR- (V9N513) (SPEC BACC30BH6S) (OPT HL1087DU6 (V92215)) (OPT HL1087DU6 (V73197)) (OPT HL1087DU6 (V56878))	N,Q,S ,U,W, Y,AA, AC-AJ	2

71-11-59

 ILLUSTRATED PARTS LIST
 01.1 Page 1088F
 Mar 01/03


BOEING
 COMPONENT
 MAINTENANCE MANUAL

FIG. & ITEM	PART NO.	AIRLINE PART NUMBER	NOMENCLATURE 1234567	EFF CODE	QTY PER ASSY
04-85	HL97DU6		.COLLAR- (V73197) (SPEC BACC30AB6S) (OPT HL97DU6 (V56878)) (OPT HL97DU6 (V5M902))	N,Q,S ,U,W, Y,AA, AC-AJ	9
90	HL82-6APBW		.COLLAR- (V5M902) (SPEC BACC30AG6) (OPT HL82-6APBW (V92215)) (OPT HL82-6APBW (V56878)) (OPT HL82-6APBW (V73197))	N,Q,S ,U,W, Y,AA, AC-AJ	2
95	CSR924-6		.RIVET- (V11815) (SIZE DETERMINE ON INST)	N,Q,S ,U,W, Y,AA, AC-AJ	2
100	314T3250-49		.DOUBLER	N,Q,S ,U,W, Y,AA, AC-AJ	1
105	314T4210-57		.LONGERON	N,Q,S ,U,W, Y,AA, AC-AJ	1

71-11-59

ILLUSTRATED PARTS LIST

01.1 Page 1088G

Mar 01/03

FIG. & ITEM	PART NO.	AIRLINE PART NUMBER	NOMENCLATURE 1234567	EFF CODE	QTY PER ASSY
04-110	HL1012AZ6-5		.BOLT- (V97928) (SPEC BACB30NX6K5) (OPT HL12VAZ6-5 (V73197)) (OPT HL12VAZ6-5 (V92215)) (OPT HL12VAZ6-5 (V97928)) (OPT L802-6K5 (V06725)) (OPT HL12VAZ6-5 (V56878)) (OPT HL1012AZ6-5 (V0PTK6)) (OPT HL1012AZ6-5 (V06725)) (OPT HL1012AZ6-5 (V06950)) (OPT HL1012AZ6-5 (V17446)) (OPT HL1012AZ6-5 (V56878)) (OPT HL1012AZ6-5 (V60516)) (OPT HL1012AZ6-5 (V73197))	N,Q,S ,U,W, Y,AA, AC-AJ	2

71-11-59

 ILLUSTRATED PARTS LIST
 01.1 Page 1088H
 Mar 01/03


BOEING
 COMPONENT
 MAINTENANCE MANUAL

FIG. & ITEM	PART NO.	AIRLINE PART NUMBER	NOMENCLATURE 1234567	EFF CODE	QTY PER ASSY
04-115	HL1012AZ6-4		.BOLT- (V97928) (SPEC BACB30NX6K4) (OPT HL12VAZ6-4 (V73197)) (OPT HL12VAZ6-4 (V92215)) (OPT HL12VAZ6-4 (V97928)) (OPT L802-6K4 (V06725)) (OPT HL12VAZ6-4 (V56878)) (OPT HL1012AZ6-4 (V0PTK6)) (OPT HL1012AZ6-4 (V06725)) (OPT HL1012AZ6-4 (V06950)) (OPT HL1012AZ6-4 (V17446)) (OPT HL1012AZ6-4 (V56878)) (OPT HL1012AZ6-4 (V60516)) (OPT HL1012AZ6-4 (V73197))	N,Q,S ,U,W, Y,AA, AC-AJ	1
120	HL1087DU6		.COLLAR- (V9N513) (SPEC BACC30BH6S) (OPT HL1087DU6 (V92215)) (OPT HL1087DU6 (V73197)) (OPT HL1087DU6 (V56878))	N,Q,S ,U,W, Y,AA, AC-AJ	3
125	BACR15CE5D		.RIVET- (SIZE DETERMINE ON INST)	N,Q,S ,U,W, Y,AA, AC-AJ	1
130	314T3210-114		.TEE	N,Q,S ,U,W, Y,AA, AC-AJ	1

71-11-59

 ILLUSTRATED PARTS LIST
 01.1 Page 1088I
 Mar 01/03

FIG. & ITEM	PART NO.	AIRLINE PART NUMBER	NOMENCLATURE 1234567	EFF CODE	QTY PER ASSY
04-135	314T3210-203		.GUSSET	N,Q,S U,W Y,AA AC-AJ	1
140	HL11VAZ6-8		.BOLT- (V56878) (SPEC BACB30NW6K8) (OPT B30NW6K8 (V97928)) (OPT HL11VAZ6-8 (V73197)) (OPT HL11VAZ6-8 (V92215)) (OPT HL11VAZ6-8 (V97928)) (OPT L803-6K8 (V06725)) (OPT HL11VAZ6-8 (V0PTK6)) (OPT HL11VAZ6-8 (V60516))	N,Q,S U,W Y,AA AC-AJ	1
145	HL11VAZ6-3		.BOLT- (V56878) (SPEC BACB30NW6K3) (OPT B30NW6K3 (V97928)) (OPT HL11VAZ6-3 (V73197)) (OPT HL11VAZ6-3 (V92215)) (OPT HL11VAZ6-3 (V97928)) (OPT L803-6K3 (V06725)) (OPT HL11VAZ6-3 (V0PTK6)) (OPT HL11VAZ6-3 (V60516))	N,Q,S U,W Y,AA AC-AJ	4

71-11-59

ILLUSTRATED PARTS LIST

01.1 Page 1088J

Mar 01/03

BOEING
 COMPONENT
 MAINTENANCE MANUAL

FIG. & ITEM	PART NO.	AIRLINE PART NUMBER	NOMENCLATURE 1234567	EFF CODE	QTY PER ASSY
04-150	HL11VAZ6-5		.BOLT- (V56878) (SPEC BACB30NW6K5) (OPT HL11V6-5 (V92215)) (OPT HL11V6-5 (V97928)) (OPT L803-6-5 (V06725)) (OPT B30NW6K5 (V97928)) (OPT HL11VAZ6-5 (V73197)) (OPT HL11VAZ6-5 (V92215)) (OPT HL11VAZ6-5 (V97928))	N,Q,S ,U,W, Y,AA, AC-AJ	8
155	HL79-6		.COLLAR- (V5M902) (SPEC BACC30M6) (OPT HL79-6 (V73197)) (OPT HL79-6 (V92215)) (OPT 66014-6 (V56878)) (OPT HL79-6 (V56878))	N,Q,S ,U,W, Y,AA, AC-AJ	5
160	HL82-6APBW		.COLLAR- (V5M902) (SPEC BACC30AG6) (OPT HL82-6APBW (V92215)) (OPT HL82-6APBW (V56878)) (OPT HL82-6APBW (V73197))	N,Q,S ,U,W, Y,AA, AC-AJ	8

71-11-59

ILLUSTRATED PARTS LIST
 01.1 Page 1088K
 Mar 01/03

FIG. & ITEM	PART NO.	AIRLINE PART NUMBER	NOMENCLATURE 1234567	EFF CODE	QTY PER ASSY
04-165	314T3225-2		.FITTING-RECEPTACLE (OPT ITEM 165A)	N,Q,S ,U,W, Y,AA, AC-AJ	1
R -165A	314T3225-5		.FITTING-RECEPTACLE (OPT ITEM 165)	N,Q,S ,U,W, Y,AA, AC-AJ	1
170	314T3224-10		.FITTING-RECEPTACLE (OPT ITEM 170A)	N,Q,S ,U,W, Y,AA, AC-AJ	1
R -170A	314T3224-11		.FITTING-RECEPTACLE (OPT ITEM 170)	N,Q,S ,U,W, Y,AA, AC-AJ	1
175	HL11VAZ6-6		.BOLT- (V56878) (SPEC BACB30NW6K6) (OPT B30NW6K6 (V97928)) (OPT HL11VAZ6-6 (V73197)) (OPT HL11VAZ6-6 (V92215)) (OPT HL11VAZ6-6 (V97928)) (OPT L803-6K6 (V06725)) (OPT HL11VAZ6-6 (V0PTK6)) (OPT HL11VAZ6-6 (V60516))	N,Q,S ,U,W, Y,AA, AC-AJ	6

71-11-59

 ILLUSTRATED PARTS LIST
 01.1 Page 1088L
 Mar 01/03


BOEING
 COMPONENT
 MAINTENANCE MANUAL

FIG. & ITEM	PART NO.	AIRLINE PART NUMBER	NOMENCLATURE 1234567	EFF CODE	QTY PER ASSY
04-180	HL11VAZ6-4		.BOLT- (V56878) (SPEC BACB30NW6K4) (OPT HL11V6-4 (V92215)) (OPT HL11V6-4 (V97928)) (OPT L803-6-4 (V06725)) (OPT B30NW6K4 (V97928)) (OPT HL11VAZ6-4 (V73197)) (OPT HL11VAZ6-4 (V92215)) (OPT HL11VAZ6-4 (V97928))	N,Q,S ,U,W, Y,AA, AC-AJ	1
185	HL11VAZ6-8		.BOLT- (V56878) (SPEC BACB30NW6K8) (OPT B30NW6K8 (V97928)) (OPT HL11VAZ6-8 (V73197)) (OPT HL11VAZ6-8 (V92215)) (OPT HL11VAZ6-8 (V97928)) (OPT L803-6K8 (V06725)) (OPT HL11VAZ6-8 (V0PTK6)) (OPT HL11VAZ6-8 (V60516))	N,Q,S ,U,W, Y,AA, AC-AJ	3

71-11-59

 ILLUSTRATED PARTS LIST
 01.1 Page 1088M
 Mar 01/03

FIG. & ITEM	PART NO.	AIRLINE PART NUMBER	NOMENCLATURE 1234567	EFF CODE	QTY PER ASSY
04-190	HL11VAZ8-8		.BOLT- (V56878) (SPEC BACB30NW8K8) (OPT B30NW8K8 (V97928)) (OPT HL11VAZ8-8 (V73197)) (OPT HL11VAZ8-8 (V92215)) (OPT HL11VAZ8-8 (V97928)) (OPT L803-8K8 (V06725)) (OPT HL11VAZ8-8 (V0PTK6)) (OPT HL11VAZ8-8 (V60516))	N,Q,S U,W, Y,AA, AC-AJ	2
195	HL11VAZ6-10		.BOLT- (V56878) (SPEC BACB30NW6K10) (OPT B30NW6K10 (V97928)) (OPT HL11VAZ6-10 (V73197)) (OPT HL11VAZ6-10 (V92215)) (OPT HL11VAZ6-10 (V97928)) (OPT L803-6K10 (V06725)) (OPT HL11VAZ6-10 (V0PTK6)) (OPT HL11VAZ6-10 (V60516))	N,Q,S U,W, Y,AA, AC-AJ	5
200	HL79-6		.COLLAR- (V5M902) (SPEC BACC30M6) (OPT HL79-6 (V73197)) (OPT HL79-6 (V92215)) (OPT 66014-6 (V56878)) (OPT HL79-6 (V56878))	N,Q,S U,W, Y,AA, AC-AJ	17

71-11-59

 ILLUSTRATED PARTS LIST
 01.1 Page 1088N
 Mar 01/03


BOEING
 COMPONENT
 MAINTENANCE MANUAL

FIG. & ITEM	PART NO.	AIRLINE PART NUMBER	NOMENCLATURE 1234567	EFF CODE	QTY PER ASSY
04- 205	314T3265-3		.FITTING-RECEPTACLE (OPT ITEM 205A)	N,Q,S ,U,W, Y,AA, AC-AJ	1
-205A	314T3284-7		.FITTING-RECEPTACLE (OPT ITEM 205)	N,Q,S ,U,W, Y,AA, AC-AJ	1

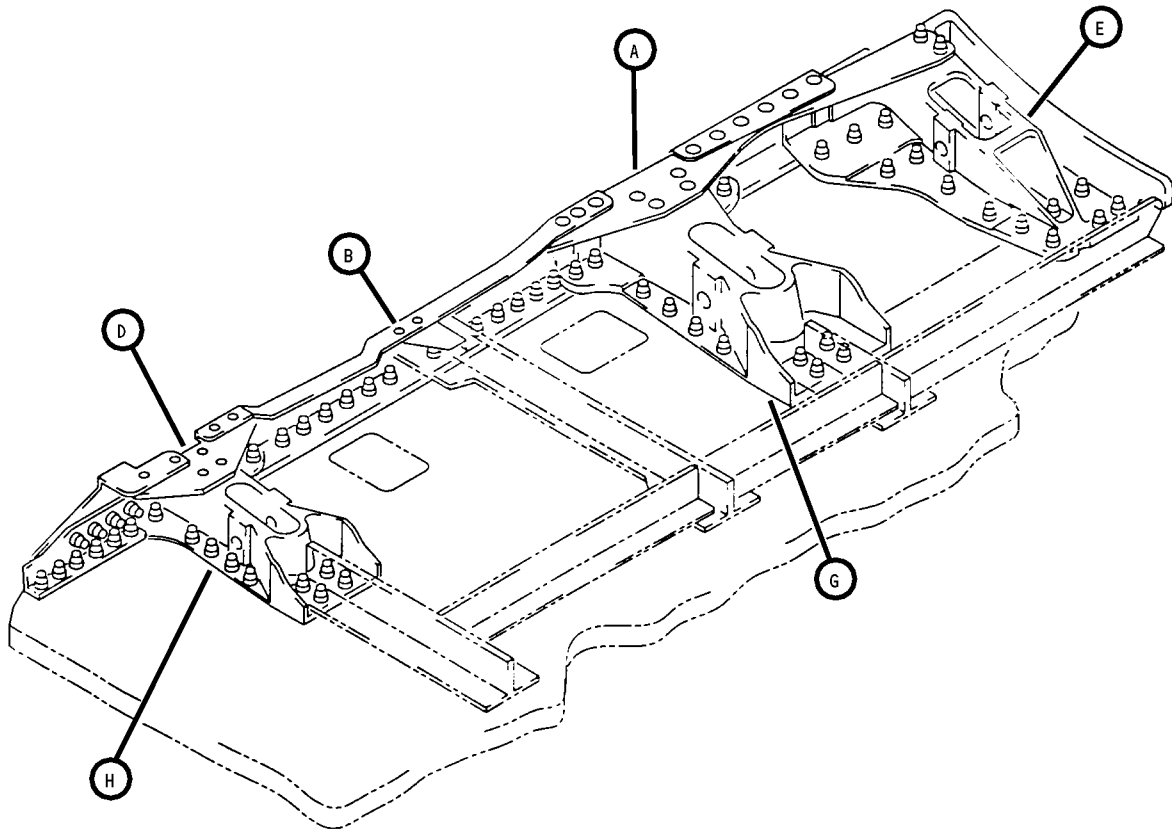
- Item Not Illustrated

71-11-59

ILLUSTRATED PARTS LIST

01.1 Page 10880

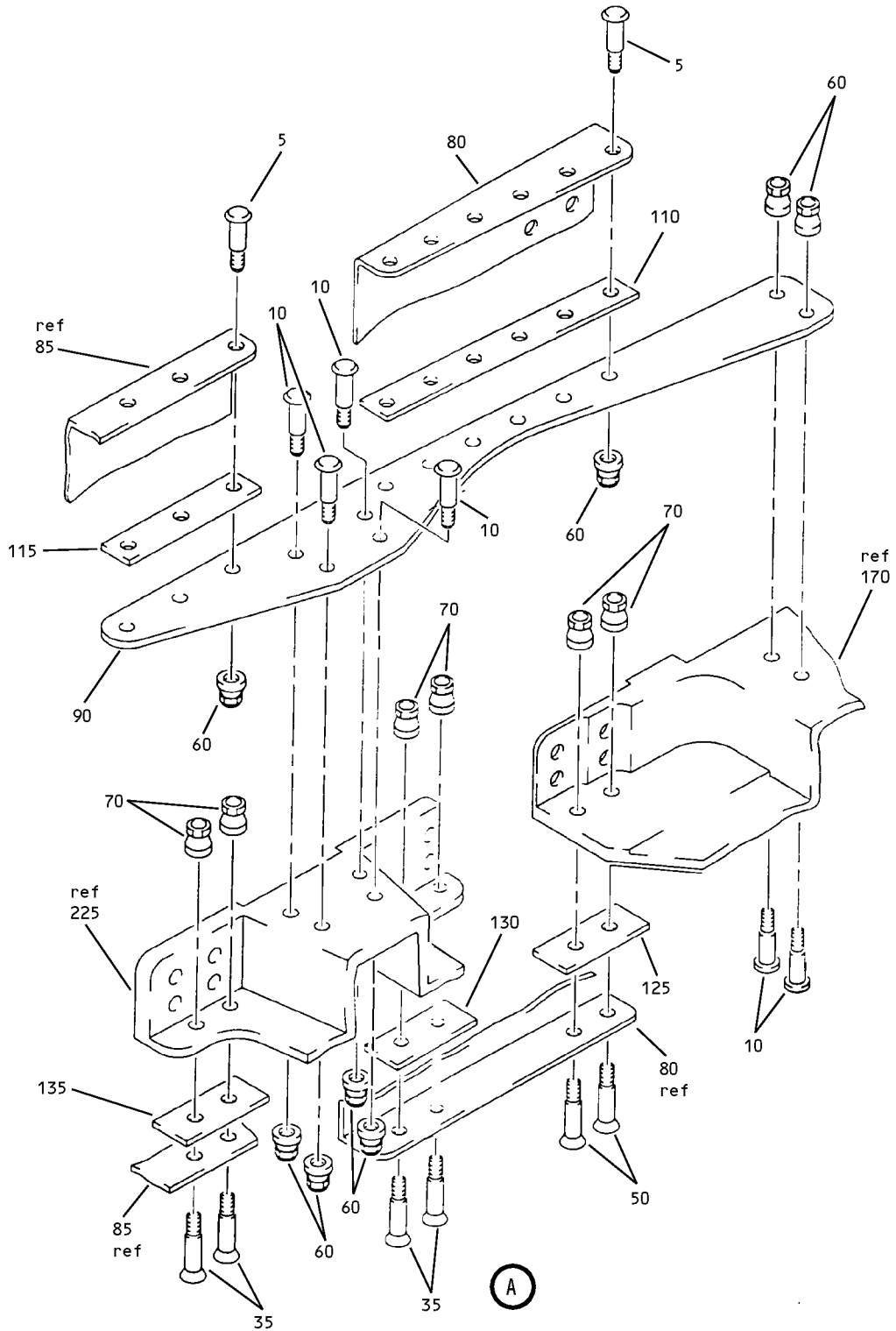
Mar 01/03



Longeron Assembly
Figure 5 (Sheet 1)

71-11-59

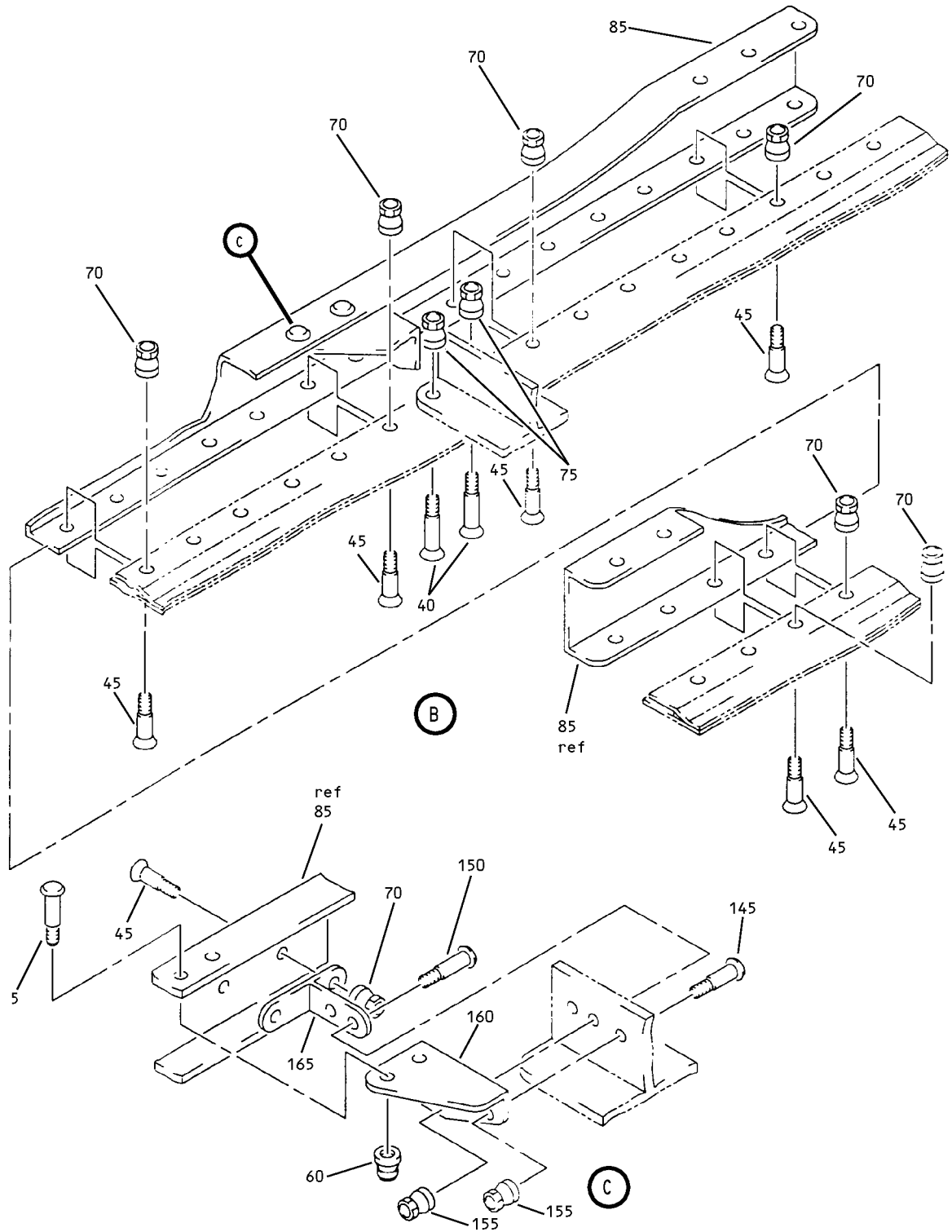
ILLUSTRATED PARTS LIST
01.1 Page 1088Q
Mar 01/03



Longeron Assembly
Figure 5 (Sheet 2)

71-11-59

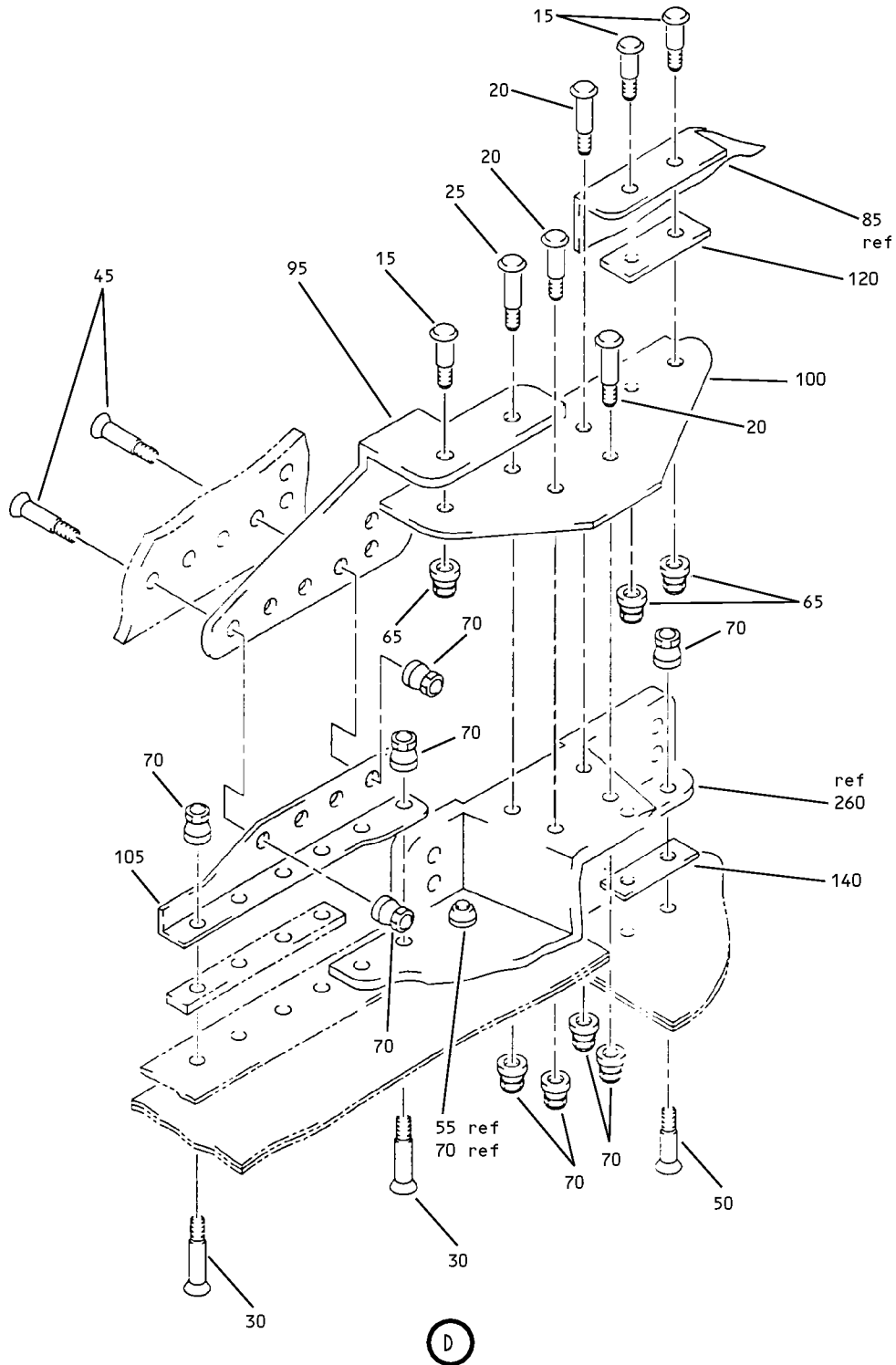
ILLUSTRATED PARTS LIST
01.1 Page 1088R
Mar 01/03



Longeron Assembly
 Figure 5 (Sheet 3)

71-11-59

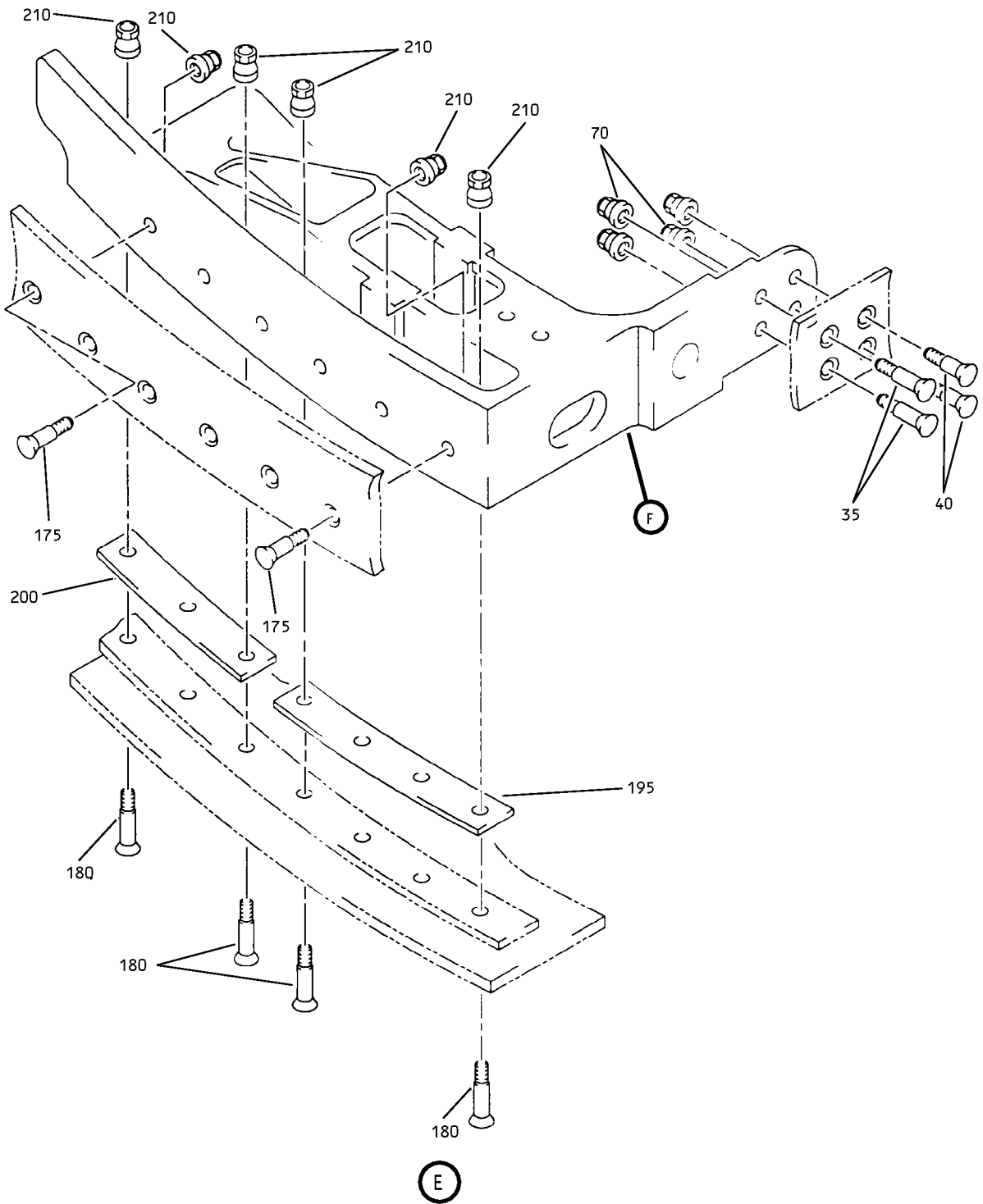
ILLUSTRATED PARTS LIST
 01.1 Page 1088S
 Mar 01/03



Longeron Assembly
Figure 5 (Sheet 4)

71-11-59

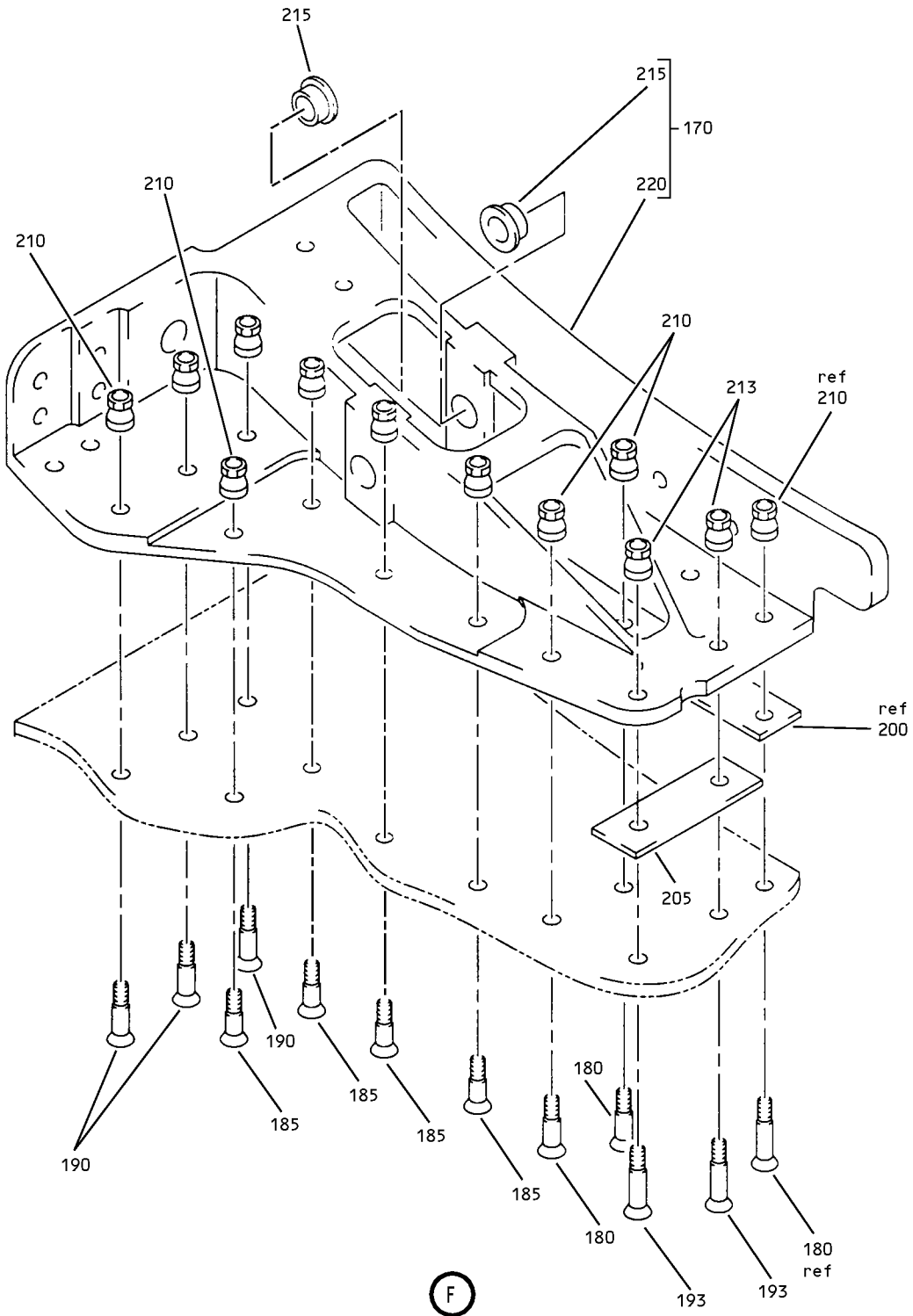
ILLUSTRATED PARTS LIST
01.1 Page 1088T
Mar 01/03



Longeron Assembly
Figure 5 (Sheet 5)

71-11-59

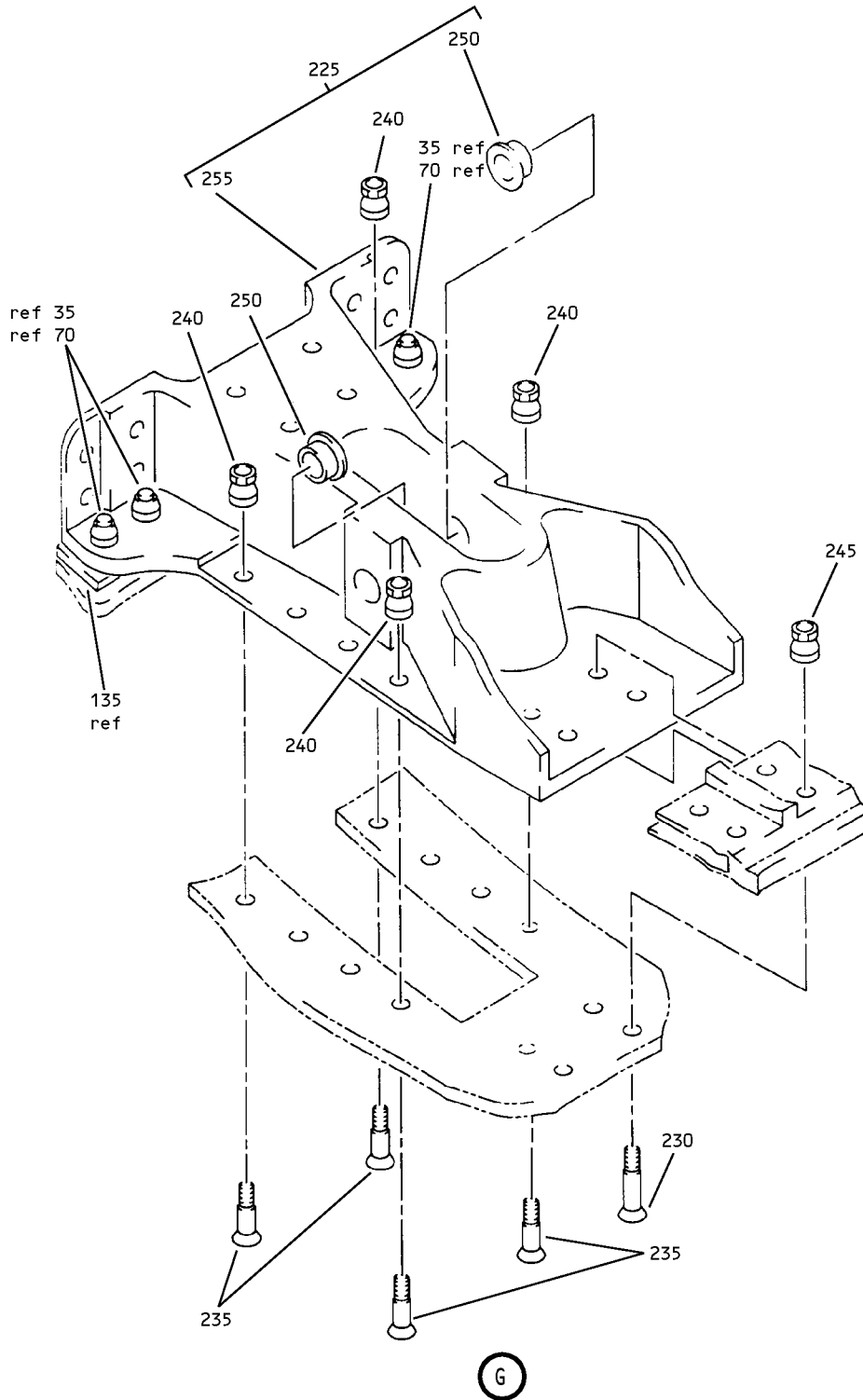
ILLUSTRATED PARTS LIST
01.1 Page 1088U
Mar 01/03



Longeron Assembly
 Figure 5 (Sheet 6)

71-11-59

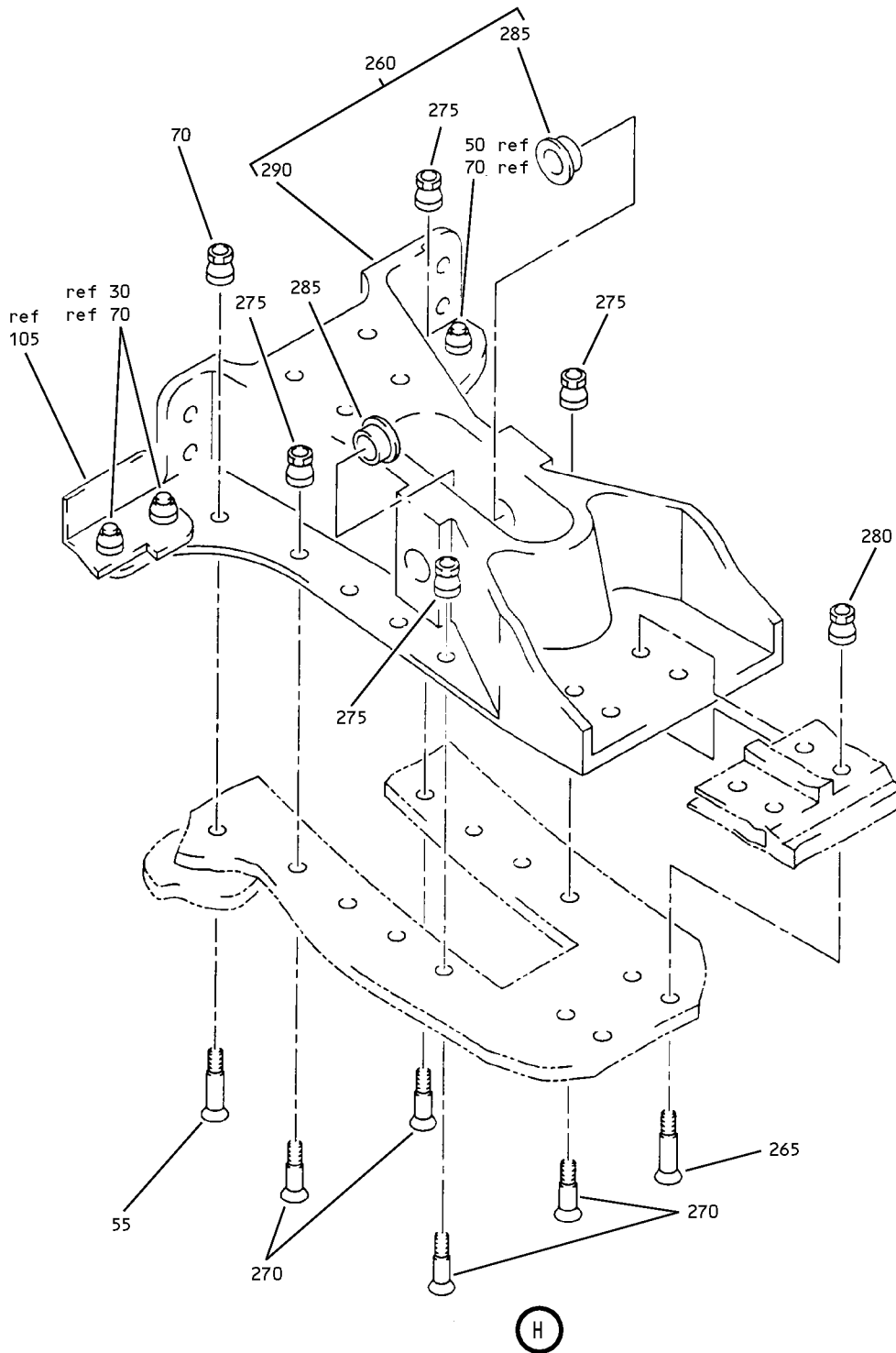
ILLUSTRATED PARTS LIST
 01.1 Page 1088V
 Mar 01/03



Longeron Assembly
Figure 5 (Sheet 7)

71-11-59

ILLUSTRATED PARTS LIST
01.1 Page 1088W
Mar 01/03



Longeron Assembly
Figure 5 (Sheet 8)

71-11-59

ILLUSTRATED PARTS LIST
01.1 Page 1088X
Mar 01/03

BOEING
 COMPONENT
 MAINTENANCE MANUAL

FIG. & ITEM	PART NO.	AIRLINE PART NUMBER	NOMENCLATURE	EFF CODE	QTY PER ASSY
			1234567		
05- -1A	314T4210-212		LONGERON ASSY	P,R,T ,V,X, Z,AB, AK-AQ	RF
5	HL1012AZ6-3		.BOLT- (V97928) (SPEC BACB30NX6K3) (OPT HL12VAZ6-3 (V73197)) (OPT HL12VAZ6-3 (V92215)) (OPT HL12VAZ6-3 (V97928)) (OPT L802-6K3 (V06725)) (OPT HL12VAZ6-3 (V56878)) (OPT HL1012AZ6-3 (V0PTK6)) (OPT HL1012AZ6-3 (V06725)) (OPT HL1012AZ6-3 (V06950)) (OPT HL1012AZ6-3 (V17446)) (OPT HL1012AZ6-3 (V56878)) (OPT HL1012AZ6-3 (V60516)) (OPT HL1012AZ6-3 (V73197))	P,R,T ,V,X, Z,AB, AK-AQ	11

71-11-59

ILLUSTRATED PARTS LIST
 01.1 Page 1088Y
 Mar 01/03

FIG. & ITEM	PART NO.	AIRLINE PART NUMBER	NOMENCLATURE 1234567	EFF CODE	QTY PER ASSY
05-10	HL1012AZ6-4		.BOLT- (V97928) (SPEC BACB30NX6K4) (OPT HL12VAZ6-4 (V73197)) (OPT HL12VAZ6-4 (V92215)) (OPT HL12VAZ6-4 (V97928)) (OPT L802-6K4 (V06725)) (OPT HL12VAZ6-4 (V56878)) (OPT HL1012AZ6-4 (V0PTK6)) (OPT HL1012AZ6-4 (V06725)) (OPT HL1012AZ6-4 (V06950)) (OPT HL1012AZ6-4 (V17446)) (OPT HL1012AZ6-4 (V56878)) (OPT HL1012AZ6-4 (V60516)) (OPT HL1012AZ6-4 (V73197))	P,R,T ,V,X, Z,AB, AK-AQ	6
15	HST10AG6-3		.BOLT- (V0PTK6) (SPEC BACB30VT6K3) (OPT HST10AG6-3 (V06725)) (OPT HST10AG6-3 (V56878)) (OPT HST10AG6-3 (V73197))	P,R,T ,V,X, Z,AB, AK-AQ	3
20	HL10VAZ6-4		.BOLT- (V60516) (SPEC BACB30MY6K4) (OPT B30MY6K4 (V97928))	P,R,T ,V,X, Z,AB, AK-AQ	3

71-11-59

 ILLUSTRATED PARTS LIST
 01.1 Page 1088Z
 Mar 01/03

BOEING
 COMPONENT
 MAINTENANCE MANUAL

FIG. & ITEM	PART NO.	AIRLINE PART NUMBER	NOMENCLATURE 1234567	EFF CODE	QTY PER ASSY
05-25	HL10VAZ6-5		.BOLT- (V60516) (SPEC BACB30MY6K5) (OPT B30MY6K5 (V97928))	P,R,T ,V,X, Z,AB, AK-AQ	1
30	HL11VAZ6-9		.BOLT- (V56878) (SPEC BACB30NW6K9) (OPT B30NW6K9 (V97928)) (OPT HL11VAZ6-9 (V73197)) (OPT HL11VAZ6-9 (V92215)) (OPT HL11VAZ6-9 (V97928)) (OPT L803-6K9 (V06725)) (OPT HL11VAZ6-9 (VOPTK6)) (OPT HL11VAZ6-9 (V60516))	P,R,T ,V,X, Z,AB, AK-AQ	6
35	HL11VAZ6-6		.BOLT- (V56878) (SPEC BACB30NW6K6) (OPT B30NW6K6 (V97928)) (OPT HL11VAZ6-6 (V73197)) (OPT HL11VAZ6-6 (V92215)) (OPT HL11VAZ6-6 (V97928)) (OPT L803-6K6 (V06725)) (OPT HL11VAZ6-6 (VOPTK6)) (OPT HL11VAZ6-6 (V60516))	P,R,T ,V,X, Z,AB, AK-AQ	6

71-11-59

ILLUSTRATED PARTS LIST
 01.1 Page 1089
 Mar 01/03

FIG. & ITEM	PART NO.	AIRLINE PART NUMBER	NOMENCLATURE 1234567	EFF CODE	QTY PER ASSY
05-40	HL11VAZ6-4		.BOLT- (V56878) (SPEC BACB30NW6K4) (OPT HL11V6-4 (V92215)) (OPT HL11V6-4 (V97928)) (OPT L803-6-4 (V06725)) (OPT B30NW6K4 (V97928)) (OPT HL11VAZ6-4 (V73197)) (OPT HL11VAZ6-4 (V92215)) (OPT HL11VAZ6-4 (V97928))	P,R,T ,V,X, Z,AB, AK-AQ	4
45	HL11VAZ6-3		.BOLT- (V56878) (SPEC BACB30NW6K3) (OPT B30NW6K3 (V97928)) (OPT HL11VAZ6-3 (V73197)) (OPT HL11VAZ6-3 (V92215)) (OPT HL11VAZ6-3 (V97928)) (OPT L803-6K3 (V06725)) (OPT HL11VAZ6-3 (V0PTK6)) (OPT HL11VAZ6-3 (V60516))	P,R,T ,V,X, Z,AB, AK-AQ	20

71-11-59

 ILLUSTRATED PARTS LIST
 01.1 Page 1090
 Mar 01/03

 **BOEING**
 COMPONENT
 MAINTENANCE MANUAL

FIG. & ITEM	PART NO.	AIRLINE PART NUMBER	NOMENCLATURE 1234567	EFF CODE	QTY PER ASSY
05-50	HL11VAZ6-5		.BOLT- (V56878) (SPEC BACB30NW6K5) (OPT HL11V6-5 (V92215)) (OPT HL11V6-5 (V97928)) (OPT L803-6-5 (V06725)) (OPT B30NW6K5 (V97928)) (OPT HL11VAZ6-5 (V73197)) (OPT HL11VAZ6-5 (V92215)) (OPT HL11VAZ6-5 (V97928))	P,R,T ,V,X, Z,AB, AK-AQ	4
55	HL11VAZ6-8		.BOLT- (V56878) (SPEC BACB30NW6K8) (OPT B30NW6K8 (V97928)) (OPT HL11VAZ6-8 (V73197)) (OPT HL11VAZ6-8 (V92215)) (OPT HL11VAZ6-8 (V97928)) (OPT L803-6K8 (V06725)) (OPT HL11VAZ6-8 (V0PTK6)) (OPT HL11VAZ6-8 (V60516))	P,R,T ,V,X, Z,AB, AK-AQ	1

71-11-59

ILLUSTRATED PARTS LIST
 01.1 Page 1090A
 Mar 01/03

FIG. & ITEM	PART NO.	AIRLINE PART NUMBER	NOMENCLATURE 1234567	EFF CODE	QTY PER ASSY
05-60	HL1187DU6		.COLLAR- (V5M902) (SPEC BACC30X6S) (OPT HL87DU6 (V92215)) (OPT HL87DU6 (V73197)) (OPT HL1187DU6 (V56878)) (OPT HL1187DU6 (V92215)) (OPT HL87DU6 (V56878)) (OPT HL1187DU6 (V73197))	P,R,T ,V,X, Z,AB, AK-AQ	17
65	HST79CY6		.COLLAR- (V73197) (SPEC BACC30BL6) (OPT HST79-6 (V92215)) (OPT HST79CY6 (V56878)) (OPT HST79CY6 (V5M902))	P,R,T ,V,X, Z,AB, AK-AQ	3
70	HL79-6		.COLLAR- (V5M902) (SPEC BACC30M6) (OPT HL79-6 (V73197)) (OPT HL79-6 (V92215)) (OPT 66014-6 (V56878)) (OPT HL79-6 (V56878))	P,R,T ,V,X, Z,AB, AK-AQ	43
75	HL82-6APBW		.COLLAR- (V5M902) (SPEC BACC30AG6) (OPT HL82-6APBW (V92215)) (OPT HL82-6APBW (V56878)) (OPT HL82-6APBW (V73197))	P,R,T ,V,X, Z,AB, AK-AQ	2

71-11-59

 ILLUSTRATED PARTS LIST
 01.1 Page 1090B
 Mar 01/03


BOEING
 COMPONENT
 MAINTENANCE MANUAL

FIG. & ITEM	PART NO.	AIRLINE PART NUMBER	NOMENCLATURE 1234567	EFF CODE	QTY PER ASSY
05-80	314T3250-46		.LONGERON	P,R,T ,V,X, Z,AB, AK-AQ	1
85	314T3210-245		.LONGERON	P,R,T ,V,X, Z,AB, AK-AQ	1
90	314T3250-50		.SPLICE-LONGERON	P,R,T ,V,X, Z,AB, AK-AQ	1
95	314T3210-244		.ANGLE	P,R,T ,V,X, Z,AB, AK-AQ	1
100	314T3210-185		.PLATE-SPLICE	P,R,T ,V,X, Z,AB, AK-AQ	1
105	314T3210-228		.ANGLE	P,R,T ,V,X, Z,AB, AK-AQ	1
110	BACS4OR09C57F		.SHIM	P,R,T ,V,X, Z,AB, AK-AQ	1
115	BACS4OR10C31F		.SHIM	P,R,T ,V,X, Z,AB, AK-AQ	1
120	BACS4OR09B20F		.SHIM	P,R,T ,V,X, Z,AB, AK-AQ	1

71-11-59

 ILLUSTRATED PARTS LIST
 01.1 Page 1090C
 Mar 01/03

FIG. & ITEM	PART NO.	AIRLINE PART NUMBER	NOMENCLATURE 1234567	EFF CODE	QTY PER ASSY
05-125	BACS40R10C20F		.SHIM	P,R,T ,V,X, Z,AB, AK-AQ	1
130	BACS40R10C21F		.SHIM	P,R,T ,V,X, Z,AB, AK-AQ	1
135	BACS40R09C21F		.SHIM	P,R,T ,V,X, Z,AB, AK-AQ	1
140	BACS40R09C20F		.SHIM	P,R,T ,V,X, Z,AB, AK-AQ	1
145	HL1012AZ6-4		.BOLT- (V97928) (SPEC BACB30NX6K4) (OPT HL12VAZ6-4 (V73197)) (OPT HL12VAZ6-4 (V92215)) (OPT HL12VAZ6-4 (V97928)) (OPT L802-6K4 (V06725)) (OPT HL12VAZ6-4 (V56878)) (OPT HL1012AZ6-4 (V0PTK6)) (OPT HL1012AZ6-4 (V06725)) (OPT HL1012AZ6-4 (V06950)) (OPT HL1012AZ6-4 (V17446)) (OPT HL1012AZ6-4 (V56878)) (OPT HL1012AZ6-4 (V60516)) (OPT HL1012AZ6-4 (V73197))	P,R,T ,V,X, Z,AB, AK-AQ	1

71-11-59

 ILLUSTRATED PARTS LIST
 01.1 Page 1090D
 Mar 01/03

BOEING
 COMPONENT
 MAINTENANCE MANUAL

FIG. & ITEM	PART NO.	AIRLINE PART NUMBER	NOMENCLATURE	EFF CODE	QTY PER ASSY
05-150	HL1012AZ6-5		1234567 .BOLT- (V97928) (SPEC BACB30NX6K5) (OPT HL12VAZ6-5 (V73197)) (OPT HL12VAZ6-5 (V92215)) (OPT HL12VAZ6-5 (V97928)) (OPT L802-6K5 (V06725)) (OPT HL12VAZ6-5 (V56878)) (OPT HL1012AZ6-5 (V0PTK6)) (OPT HL1012AZ6-5 (V06725)) (OPT HL1012AZ6-5 (V06950)) (OPT HL1012AZ6-5 (V17446)) (OPT HL1012AZ6-5 (V56878)) (OPT HL1012AZ6-5 (V60516)) (OPT HL1012AZ6-5 (V73197))	P,R,T ,V,X, Z,AB, AK-AQ	2
155	HL1187DU6		.COLLAR- (V5M902) (SPEC BACC30X6S) (OPT HL87DU6 (V92215)) (OPT HL87DU6 (V73197)) (OPT HL1187DU6 (V56878)) (OPT HL1187DU6 (V92215)) (OPT HL87DU6 (V56878)) (OPT HL1187DU6 (V73197))	P,R,T ,V,X, Z,AB, AK-AQ	3

71-11-59

ILLUSTRATED PARTS LIST
 01.1 Page 1090E
 Mar 01/03

FIG. & ITEM	PART NO.	AIRLINE PART NUMBER	NOMENCLATURE 1234567	EFF CODE	QTY PER ASSY
05-160	314T3210-204		.GUSSET	P,R,T V,X, Z,AB, AK-AQ	1
165	314T3210-115		.TEE	P,R,T V,X, Z,AB, AK-AQ	1
170	314T3282-10		.FITTING ASSY-LATCH	P,R,T V,X, Z,AB, AK-AQ	1
175	HL11VAZ6-6		ATTACHING PARTS .BOLT- (V56878) (SPEC BACB30NW6K6) (OPT B30NW6K6 (V97928)) (OPT HL11VAZ6-6 (V73197)) (OPT HL11VAZ6-6 (V92215)) (OPT HL11VAZ6-6 (V97928)) (OPT L803-6K6 (V06725)) (OPT HL11VAZ6-6 (V0PTK6)) (OPT HL11VAZ6-6 (V60516))	P,R,T V,X, Z,AB, AK-AQ	6

71-11-59

 ILLUSTRATED PARTS LIST
 01.1 Page 1090F
 Mar 01/03

BOEING
 COMPONENT
 MAINTENANCE MANUAL

FIG. & ITEM	PART NO.	AIRLINE PART NUMBER	NOMENCLATURE	EFF CODE	QTY PER ASSY
05-180	HL11VAZ6-8		1234567 .BOLT- (V56878) (SPEC BACB30NW6K8) (OPT B30NW6K8 (V97928)) (OPT HL11VAZ6-8 (V73197)) (OPT HL11VAZ6-8 (V92215)) (OPT HL11VAZ6-8 (V97928)) (OPT L803-6K8 (V06725)) (OPT HL11VAZ6-8 (V0PTK6)) (OPT HL11VAZ6-8 (V60516))	P,R,T ,V,X, Z,AB, AK-AQ	9
185	HL11VAZ6-4		.BOLT- (V56878) (SPEC BACB30NW6K4) (OPT HL11V6-4 (V92215)) (OPT HL11V6-4 (V97928)) (OPT L803-6-4 (V06725)) (OPT B30NW6K4 (V97928)) (OPT HL11VAZ6-4 (V73197)) (OPT HL11VAZ6-4 (V92215)) (OPT HL11VAZ6-4 (V97928))	P,R,T ,V,X, Z,AB, AK-AQ	4

71-11-59

ILLUSTRATED PARTS LIST
 01.1 Page 1090G
 Mar 01/03

FIG. & ITEM	PART NO.	AIRLINE PART NUMBER	NOMENCLATURE 1234567	EFF CODE	QTY PER ASSY
05-190	HL11VAZ6-5		.BOLT- (V56878) (SPEC BACB30NW6K5) (OPT HL11V6-5 (V92215)) (OPT HL11V6-5 (V97928)) (OPT L803-6-5 (V06725)) (OPT B30NW6K5 (V97928)) (OPT HL11VAZ6-5 (V73197)) (OPT HL11VAZ6-5 (V92215)) (OPT HL11VAZ6-5 (V97928))	P,R,T ,V,X, Z,AB, AK-AQ	3
193	HL11VAZ8-8		.BOLT- (V56878) (SPEC BACB30NW8K8) (OPT B30NW8K8 (V97928)) (OPT HL11VAZ8-8 (V73197)) (OPT HL11VAZ8-8 (V92215)) (OPT HL11VAZ8-8 (V97928)) (OPT L803-8K8 (V06725)) (OPT HL11VAZ8-8 (V0PTK6)) (OPT HL11VAZ8-8 (V60516))	P,R,T ,V,X, Z,AB, AK-AQ	2

71-11-59

 ILLUSTRATED PARTS LIST
 01.1 Page 1090H
 Mar 01/03


BOEING
 COMPONENT
 MAINTENANCE MANUAL

FIG. & ITEM	PART NO.	AIRLINE PART NUMBER	NOMENCLATURE 1234567	EFF CODE	QTY PER ASSY
05-195	BACS40R10C54F		.SHIM	P,R,T V,X, Z,AB, AK-AQ	1
200	BACS40R10C43F		.SHIM	P,R,T V,X, Z,AB, AK-AQ	1
205	BACS40R11C23F		.SHIM	P,R,T V,X, Z,AB, AK-AQ	1
210	HL79-6		.COLLAR- (V5M902) (SPEC BACC30M6) (OPT HL79-6 (V73197)) (OPT HL79-6 (V92215)) (OPT 66014-6 (V56878)) (OPT HL79-6 (V56878))	P,R,T V,X, Z,AB, AK-AQ	22
213	HL79-8		.COLLAR- (V5M902) (SPEC BACC30M8) (OPT HL79-8 (V73197)) (OPT HL79-8 (V92215)) (OPT 66014-8 (V56878)) (OPT HL79-8 (V56878))	P,R,T V,X, Z,AB, AK-AQ	2
215	BACB28AP05P041		-----* ..BUSHING	P,R,T V,X, Z,AB, AK-AQ	2
220	314T3282-11		..FITTING- (OPT ITEM 220A)	P,R,T V,X, Z,AB, AK-AQ	1

71-11-59

ILLUSTRATED PARTS LIST

01.1 Page 1090I

Mar 01/03

FIG. & ITEM	PART NO.	AIRLINE PART NUMBER	NOMENCLATURE 1234567	EFF CODE	QTY PER ASSY
05- -220A	314T3282-12		..FITTING- (OPT ITEM 220)	P,R,T V,X, Z,AB, AK-AQ	1
225	314T3220-10		.FITTING ASSY-LATCH (OPT ITEM 225A)	P,R,T V,X, Z,AB, AK-AQ	1
R -225A	314T3220-12		.FITTING ASSY-LATCH (OPT ITEM 225)	P,R,T V,X, Z,AB, AK-AQ	1
230	HL11VAZ6-5		ATTACHING PARTS .BOLT- (V56878) (SPEC BACB30NW6K5) (OPT HL11V6-5 (V92215)) (OPT HL11V6-5 (V97928)) (OPT L803-6-5 (V06725)) (OPT B30NW6K5 (V97928)) (OPT HL11VAZ6-5 (V73197)) (OPT HL11VAZ6-5 (V92215)) (OPT HL11VAZ6-5 (V97928))	P,R,T V,X, Z,AB, AK-AQ	4

71-11-59

 ILLUSTRATED PARTS LIST
 01.1 Page 1090J
 Mar 01/03

BOEING
 COMPONENT
 MAINTENANCE MANUAL

FIG. & ITEM	PART NO.	AIRLINE PART NUMBER	NOMENCLATURE 1234567	EFF CODE	QTY PER ASSY
05-235	HL11VAZ6-3		.BOLT- (V56878) (SPEC BACB30NW6K3) (OPT B30NW6K3 (V97928)) (OPT HL11VAZ6-3 (V73197)) (OPT HL11VAZ6-3 (V92215)) (OPT HL11VAZ6-3 (V97928)) (OPT L803-6K3 (V06725)) (OPT HL11VAZ6-3 (V0PTK6)) (OPT HL11VAZ6-3 (V60516))	P,R,T ,V,X, Z,AB, AK-AQ	8
240	HL79-6		.COLLAR- (V5M902) (SPEC BACC30M6) (OPT HL79-6 (V73197)) (OPT HL79-6 (V92215)) (OPT 66014-6 (V56878)) (OPT HL79-6 (V56878))	P,R,T ,V,X, Z,AB, AK-AQ	8
245	HL82-6APBW		.COLLAR- (V5M902) (SPEC BACC30AG6) (OPT HL82-6APBW (V92215)) (OPT HL82-6APBW (V56878)) (OPT HL82-6APBW (V73197)) -----*	P,R,T ,V,X, Z,AB, AK-AQ	4

71-11-59

ILLUSTRATED PARTS LIST
 01.1 Page 1090K
 Mar 01/03

FIG. & ITEM	PART NO.	AIRLINE PART NUMBER	NOMENCLATURE 1234567	EFF CODE	QTY PER ASSY
05-250	BACB28AP05P020		..BUSHING	P,R,T V,X Z,AB AK-AQ	2
255	314T3220-8		..FITTING- (USED ON ITEM 225)	P,R,T V,X Z,AB AK-AQ	1
R -255A	314T3220-11		..FITTING- (USED ON ITEM 225A)	P,R,T V,X Z,AB AK-AQ	1
260	314T3221-12		.FITTING ASSY-LATCH (OPT ITEM 260A)	P,R,T V,X Z,AB AK-AQ	1
R -260A	314T3221-14		.FITTING ASSY-LATCH (OPT ITEM 260)	P,R,T V,X Z,AB AK-AQ	1
265	HL11VAZ6-7		ATTACHING PARTS .BOLT- (V56878) (SPEC BACB30NW6K7) (OPT HL11V6-7 (V92215)) (OPT HL11V6-7 (V97928)) (OPT L803-6-7 (V06725)) (OPT B30NW6K7 (V97928)) (OPT HL11VAZ6-7 (V73197)) (OPT HL11VAZ6-7 (V92215)) (OPT HL11VAZ6-7 (V97928))	P,R,T V,X Z,AB AK-AQ	4

71-11-59

 ILLUSTRATED PARTS LIST
 01.1 Page 1090L
 Mar 01/03

BOEING
 COMPONENT
 MAINTENANCE MANUAL

FIG. & ITEM	PART NO.	AIRLINE PART NUMBER	NOMENCLATURE 1234567	EFF CODE	QTY PER ASSY
05-270	HL11VAZ6-3		.BOLT- (V56878) (SPEC BACB30NW6K3) (OPT B30NW6K3 (V97928)) (OPT HL11VAZ6-3 (V73197)) (OPT HL11VAZ6-3 (V92215)) (OPT HL11VAZ6-3 (V97928)) (OPT L803-6K3 (V06725)) (OPT HL11VAZ6-3 (V0PTK6)) (OPT HL11VAZ6-3 (V60516))	P,R,T ,V,X, Z,AB, AK-AQ	8
275	HL79-6		.COLLAR- (V5M902) (SPEC BACC30M6) (OPT HL79-6 (V73197)) (OPT HL79-6 (V92215)) (OPT 66014-6 (V56878)) (OPT HL79-6 (V56878))	P,R,T ,V,X, Z,AB, AK-AQ	8
280	HL82-6APBW		.COLLAR- (V5M902) (SPEC BACC30AG6) (OPT HL82-6APBW (V92215)) (OPT HL82-6APBW (V56878)) (OPT HL82-6APBW (V73197)) -----*	P,R,T ,V,X, Z,AB, AK-AQ	4

71-11-59

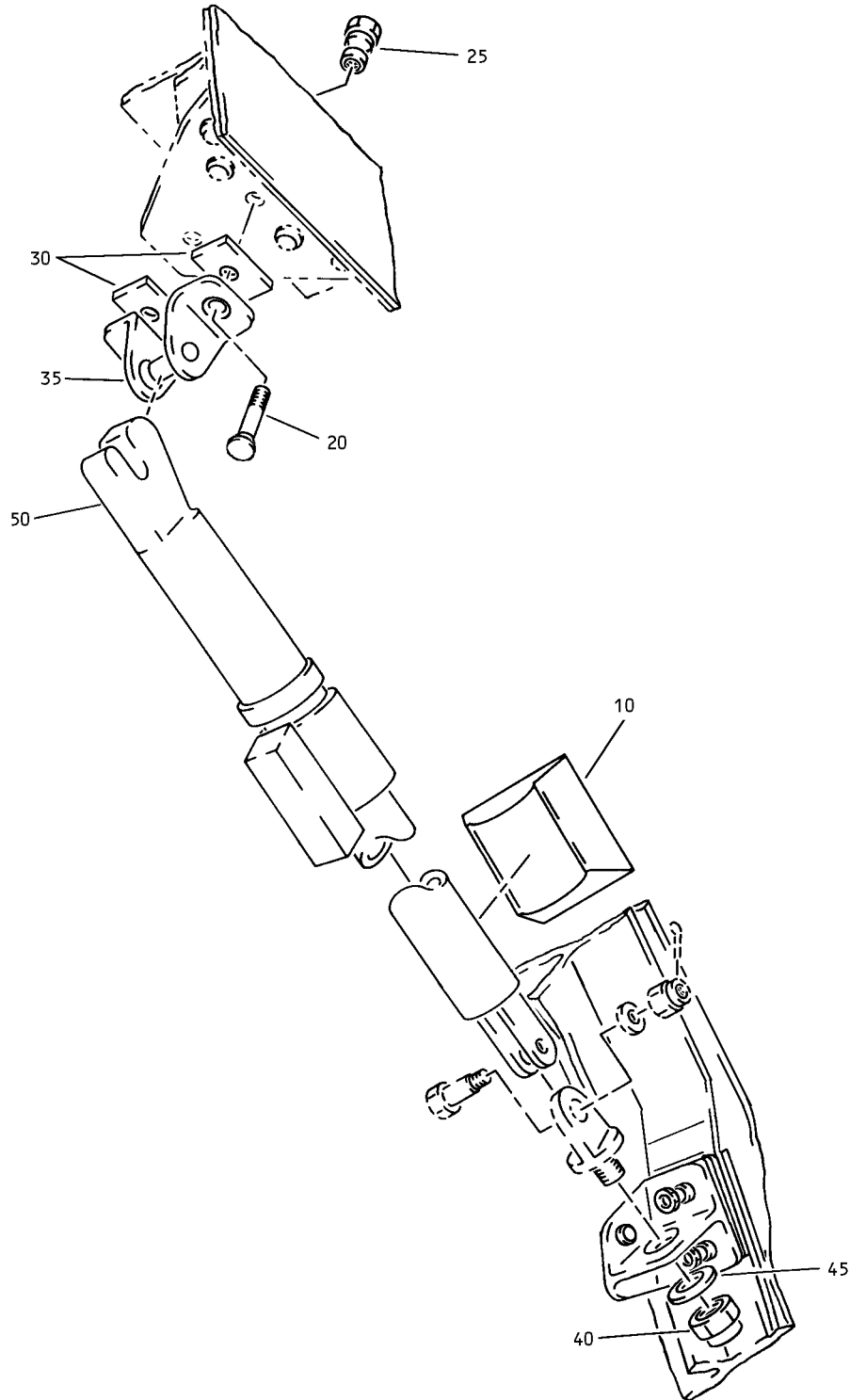
ILLUSTRATED PARTS LIST
 01.1 Page 1090M
 Mar 01/03

FIG. & ITEM	PART NO.	AIRLINE PART NUMBER	NOMENCLATURE	EFF CODE	QTY PER ASSY
			1234567		
05-285	BACB28AP05P020		..BUSHING	P,R,T ,V,X, Z,AB, AK-AQ	2
290	314T3221-8		..FITTING- (USED ON ITEM 260)	P,R,T ,V,X, Z,AB, AK-AQ	1
R-290A	314T3221-13		..FITTING- (USED ON ITEM 260A)	P,R,T ,V,X, Z,AB, AK-AQ	1

- Item Not Illustrated

71-11-59

ILLUSTRATED PARTS LIST
 01.1 Page 1090N
 Mar 01/03



Hold Open Rod Installation
Figure 6

71-11-59

ILLUSTRATED PARTS LIST
01.1 Page 1090P
Mar 01/03


BOEING
 COMPONENT
 MAINTENANCE MANUAL

FIG. & ITEM	PART NO.	AIRLINE PART NUMBER	NOMENCLATURE 1234567	EFF CODE	QTY PER ASSY
R 06- -1A	314T3212-11		ROD INSTL-HOLD OPEN (NHA 314U4090, REF COLLECTOR CMM 71-11-58) (NHA 314T4090, REF COLLECTOR CMM 71-11-60)	AR,AS	RF
R -1B	314T3212-13		ROD INSTL-HOLD OPEN (NHA 314U4090, REF COLLECTOR CMM 71-11-58)	AR	RF
R -1C	314T3212-15		ROD INSTL-HOLD OPEN (NHA 314U4090, REF COLLECTOR CMM 71-11-58)	AR	RF
R -1D	314T3212-17		ROD INSTL-HOLD OPEN (NHA 314U4090, REF COLLECTOR CMM 71-11-58)	AR	RF
R -1E	314T3212-19		ROD INSTL-HOLD OPEN (NHA 314U4090, REF COLLECTOR CMM 71-11-58)	AR	RF
R -1F	314T3212-21		ROD INSTL-HOLD OPEN (NHA 314T4090, REF COLLECTOR CMM 71-11-60)	AS	RF
R -1G	314T3212-23		ROD INSTL-HOLD OPEN (NHA 314T4090, REF COLLECTOR CMM 71-11-60)	AS	RF
R -1H	314T3212-25		ROD INSTL-HOLD OPEN (NHA 314U4090, REF COLLECTOR CMM 71-11-58) (NHA 314T4090, REF COLLECTOR CMM 71-11-60)	AR,AS	RF
R -1J	314T3212-27		ROD INSTL-HOLD OPEN (NHA 314U4090, REF COLLECTOR CMM 71-11-58) (NHA 314T4090, REF COLLECTOR CMM 71-11-60)	AR,AS	RF
R -1K	314T3212-29		ROD INSTL-HOLD OPEN (NHA 314U4090, REF COLLECTOR CMM 71-11-58) (NHA 314T4090, REF COLLECTOR CMM 71-11-60)	AR,AS	RF
R -1L	314T3212-31		ROD INSTL-HOLD OPEN (NHA 314U4090, REF COLLECTOR CMM 71-11-58) (NHA 314T4090, REF COLLECTOR CMM 71-11-60)	AR,AS	RF

71-11-59

 ILLUSTRATED PARTS LIST
 01.1 Page 1090Q
 Mar 01/03

FIG. & ITEM	PART NO.	AIRLINE PART NUMBER	NOMENCLATURE 1234567	EFF CODE	QTY PER ASSY
R 06-1M	314T3212-33		ROD INSTL-HOLD OPEN (NHA 314T4090, REF COLLECTOR CMM 71-11-60)	AS	RF
R -1N	314T3212-35		ROD INSTL-HOLD OPEN (NHA 314T4090, REF COLLECTOR CMM 71-11-60)	AS	RF
R -5	314T3212-12		ROD INSTL-HOLD OPEN (NHA 314U4090, REF COLLECTOR CMM 71-11-58) (NHA 314T4090, REF COLLECTOR CMM 71-11-60)	AT,AU	RF
R -5A	314T3212-14		ROD INSTL-HOLD OPEN (NHA 314U4090, REF COLLECTOR CMM 71-11-58)	AT	RF
R -5B	314T3212-16		ROD INSTL-HOLD OPEN (NHA 314U4090, REF COLLECTOR CMM 71-11-58)	AT	RF
R -5C	314T3212-18		ROD INSTL-HOLD OPEN (NHA 314U4090, REF COLLECTOR CMM 71-11-58)	AT	RF
R -5D	314T3212-20		ROD INSTL-HOLD OPEN (NHA 314U4090, REF COLLECTOR CMM 71-11-58)	AT	RF
R -5E	314T3212-22		ROD INSTL-HOLD OPEN (NHA 314T4090, REF COLLECTOR CMM 71-11-60)	AU	RF
R -5F	314T3212-24		ROD INSTL-HOLD OPEN (NHA 314T4090, REF COLLECTOR CMM 71-11-60)	AU	RF
R -5G	314T3212-26		ROD INSTL-HOLD OPEN (NHA 314U4090, REF COLLECTOR CMM 71-11-58) (NHA 314T4090, REF COLLECTOR CMM 71-11-60)	AT,AU	RF
R -5H	314T3212-28		ROD INSTL-HOLD OPEN (NHA 314U4090, REF COLLECTOR CMM 71-11-58) (NHA 314T4090, REF COLLECTOR CMM 71-11-60)	AT,AU	RF
R -5J	314T3212-30		ROD INSTL-HOLD OPEN (NHA 314U4090, REF COLLECTOR CMM 71-11-58) (NHA 314T4090, REF COLLECTOR CMM 71-11-60)	AT,AU	RF

71-11-59

 ILLUSTRATED PARTS LIST
 01.1 Page 1090R
 Mar 01/03


BOEING
 COMPONENT
 MAINTENANCE MANUAL

FIG. & ITEM	PART NO.	AIRLINE PART NUMBER	NOMENCLATURE 1234567	EFF CODE	QTY PER ASSY
R 06- -5K	314T3212-32		ROD INSTL-HOLD OPEN (NHA 314U4090, REF COLLECTOR CMM 71-11-58) (NHA 314T4090, REF COLLECTOR CMM 71-11-60)	AT,AU	RF
R -5L	314T3212-34		ROD INSTL-HOLD OPEN (NHA 314T4090, REF COLLECTOR CMM 71-11-60)	AU	RF
R -5M	314T3212-36		ROD INSTL-HOLD OPEN (NHA 314T4090, REF COLLECTOR CMM 71-11-60)	AU	RF
R 10	314T3247-6		.BUMPER	AR,AS	1
R -15	314T3247-5		.BUMPER	AT,AU	1
R 20	HL11VAZ8-6		.BOLT- (V56878) (SPEC BACB30NW8K6) (OPT B30NW8K6 (V97928)) (OPT HL11VAZ8-6 (V73197)) (OPT HL11VAZ8-6 (V92215)) (OPT HL11VAZ8-6 (V97928)) (OPT L803-8K6 (V06725)) (OPT HL11VAZ8-6 (V0PTK6)) (OPT HL11VAZ8-6 (V60516))	AR-AU	2

71-11-59

 ILLUSTRATED PARTS LIST
 01.1 Page 1090S
 Mar 01/03

FIG. & ITEM	PART NO.	AIRLINE PART NUMBER	NOMENCLATURE 1234567	EFF CODE	QTY PER ASSY
R 06-25	HL97DU8		.COLLAR- (V73197) (SPEC BACC30AB8S) (OPT HL97DU8 (V56878)) (OPT HL97DU8 (V5M902))	AR-AU	2
R 30	315T3605-4		.FILLER-RADIUS (MFD FROM SHEET AL 2024-T3 QQ-A-25/4 F-18.13 0.125 IN. 0.70 IN. 1.20 IN.)	AR-AU	2
R 35	RC1108		.RECEIVER- (V08844) (SPEC S314T220-3) (OPT 55395-3 (V84256))	AR-AU	1
R 40	NAS1805-6		.NUT- (USED ON ITEMS 1A, 1B, 1C, 1D, 1E, 1F, 1G, 5, 5A, 5B, 5C, 5D, 5E, 5F)	AR-AU	1
R -40A	NAS1805-6L		.NUT- (USED ON ITEMS 1H, 1J, 1K, 1L, 1M, 1N, 5G, 5H, 5J, 5K, 5L, 5M)	AR-AU	1
R 45	NAS1149D0663J		.WASHER	AR-AU	1
R 50	A6201-32		.ROD ASSY- (V08844) (SPEC S314T220-18) (USED ON ITEMS 1A, 1B, 1C, 1D, 1E, 1F, 1G, 5, 5A, 5B, 5C, 5D, 5E, 5F)	AR-AU	1

71-11-59

 ILLUSTRATED PARTS LIST
 01.1 Page 1090T
 Mar 01/03

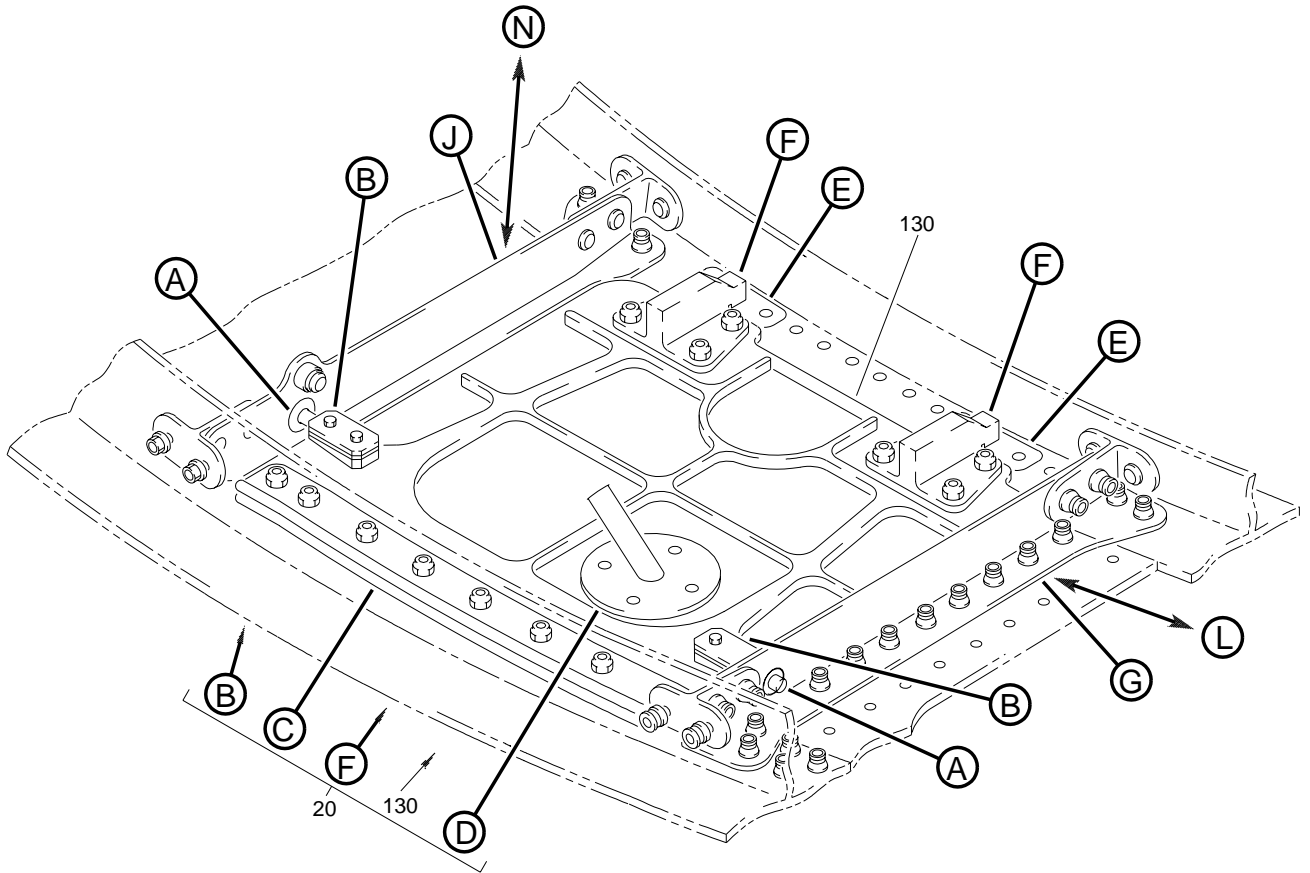

BOEING
 COMPONENT
 MAINTENANCE MANUAL

FIG. & ITEM	PART NO.	AIRLINE PART NUMBER	NOMENCLATURE 1234567	EFF CODE	QTY PER ASSY
R 06- -50A	A3409-2		.ROD ASSY- (V08844) (SPEC S314T222-1) (USED ON ITEMS 1H, 1J, 1K, 1L, 1M, 1N, 5G, 5H, 5J, 5K, 5L, 5M)	AR-AU	1

- Item Not Illustrated

71-11-59

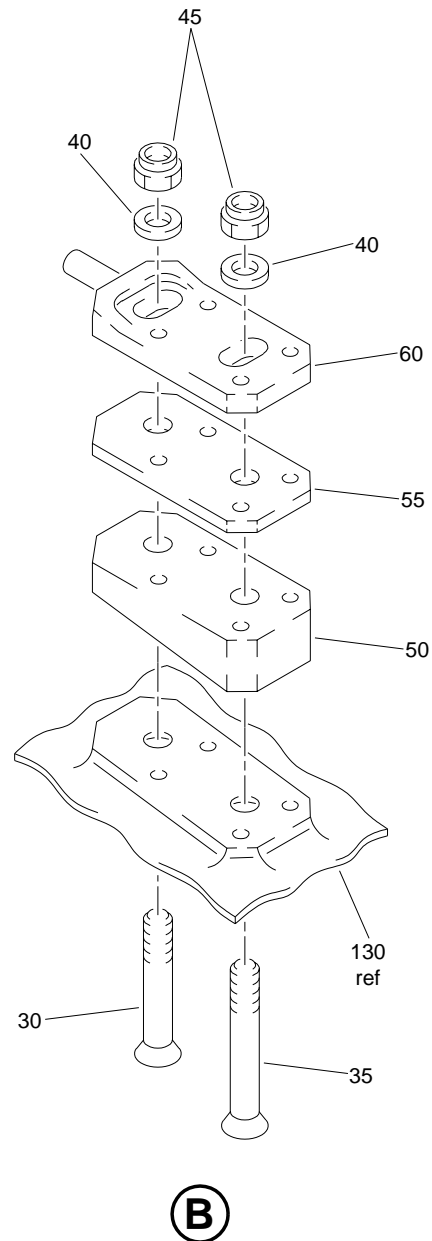
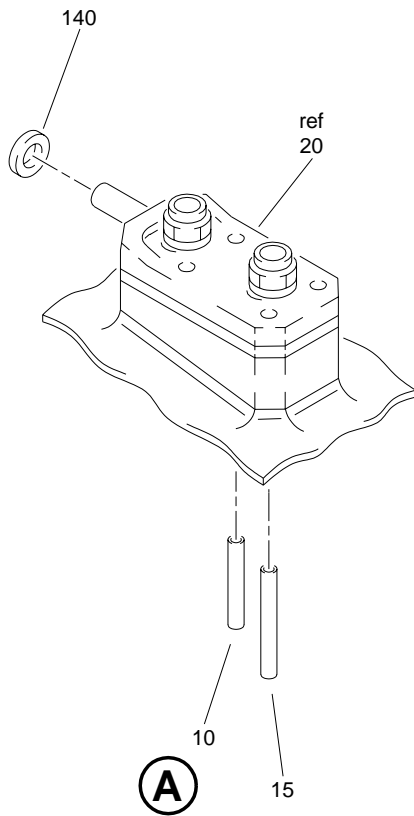
ILLUSTRATED PARTS LIST
 01.1 Page 1090U
 Mar 01/03



Pressure Relief Door Installation
Figure 7 (Sheet 1)

71-11-59

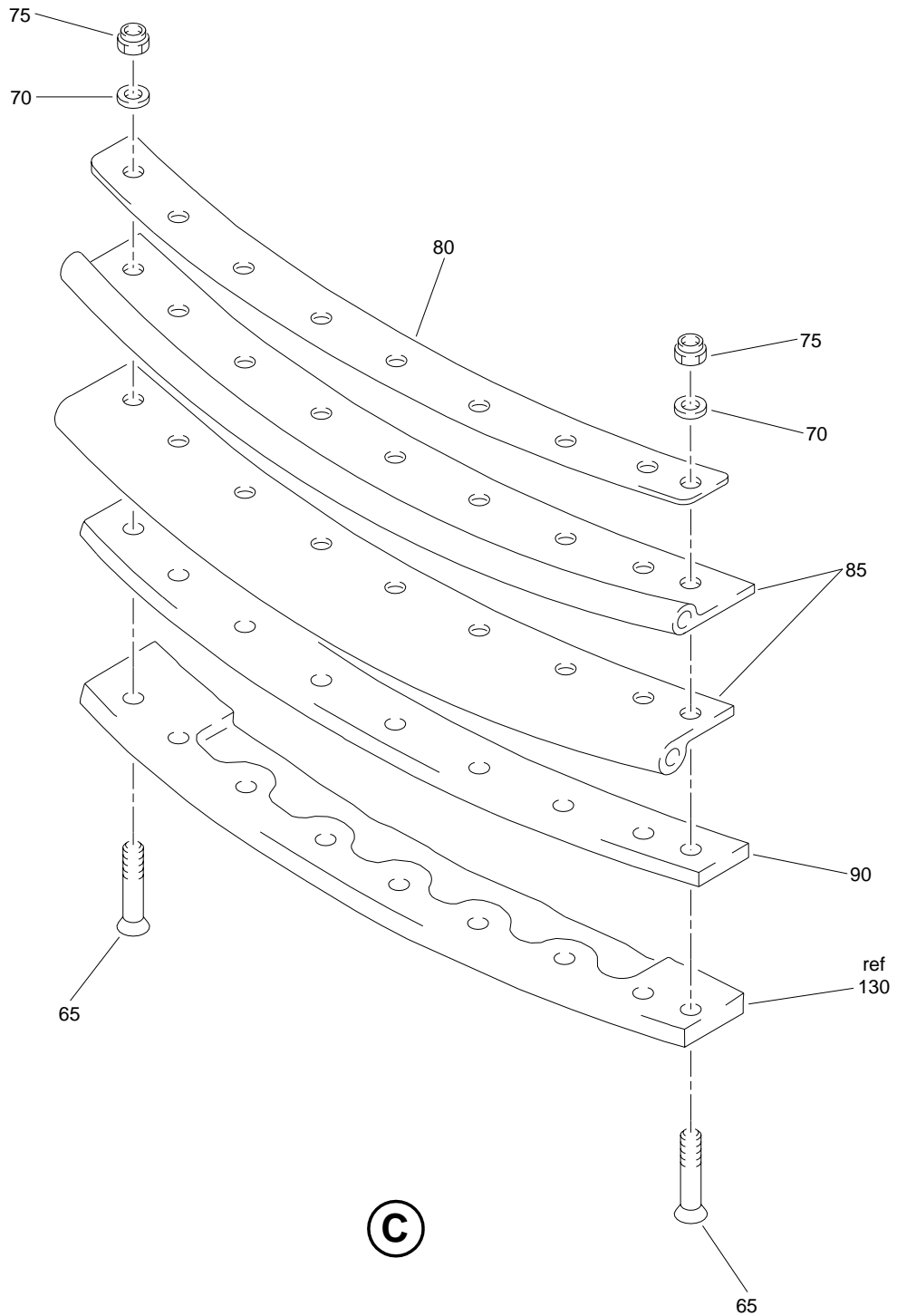
ILLUSTRATED PARTS LIST
01.1 Page 1090W
Mar 01/03



Pressure Relief Door Installation
 Figure 7 (Sheet 2)

71-11-59

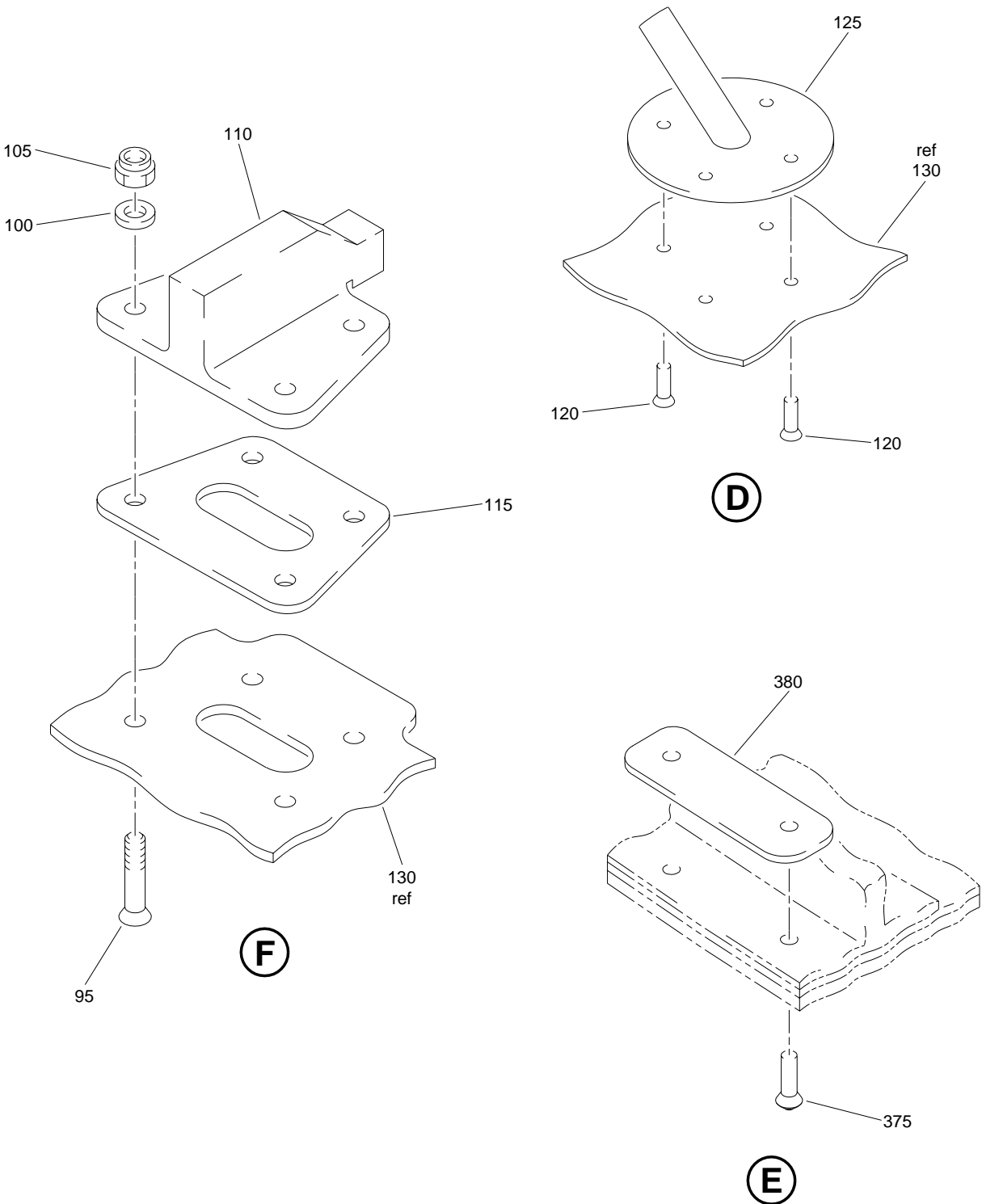
ILLUSTRATED PARTS LIST
 01.1 Page 1090X
 Mar 01/03



Pressure Relief Door Installation
Figure 7 (Sheet 3)

71-11-59

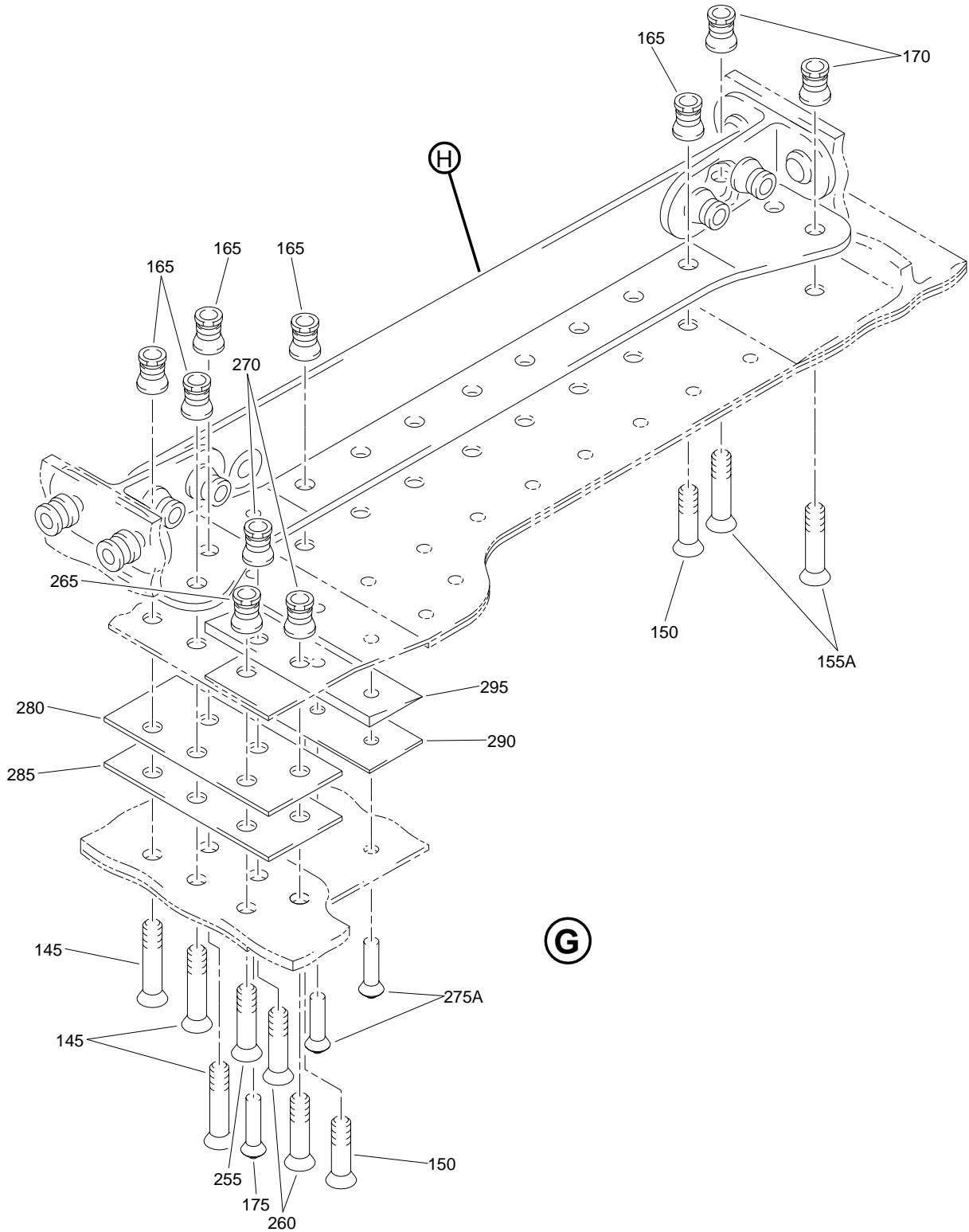
ILLUSTRATED PARTS LIST
01.1 Page 1090Y
Mar 01/03



Pressure Relief Door Installation
 Figure 7 (Sheet 4)

71-11-59

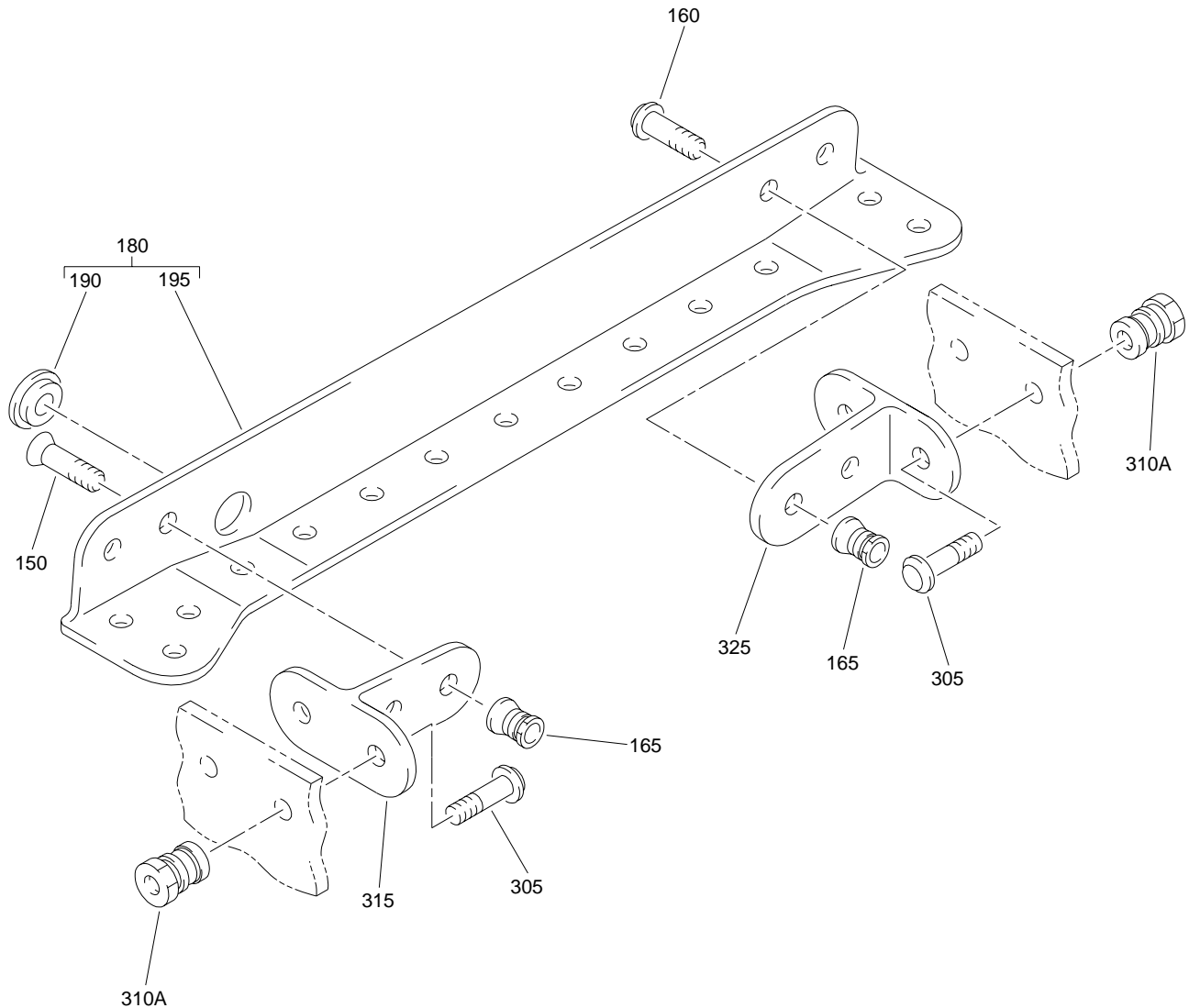
ILLUSTRATED PARTS LIST
 01.1 Page 1090Z
 Mar 01/03



Pressure Relief Door Installation
Figure 7 (Sheet 5)

71-11-59

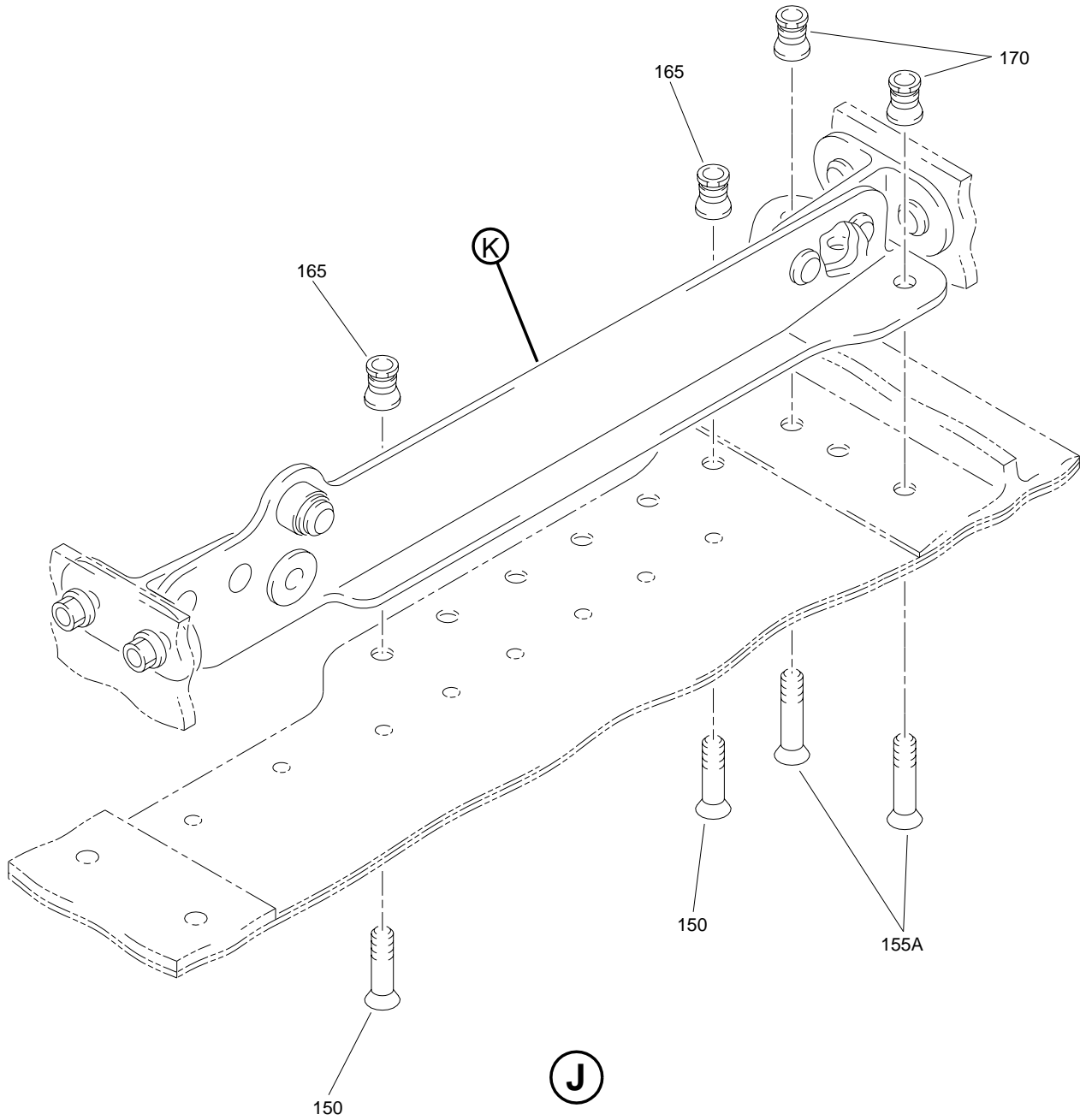
ILLUSTRATED PARTS LIST
01.1 Page 1091
Mar 01/03



Pressure Relief Door Installation
Figure 7 (Sheet 6)

71-11-59

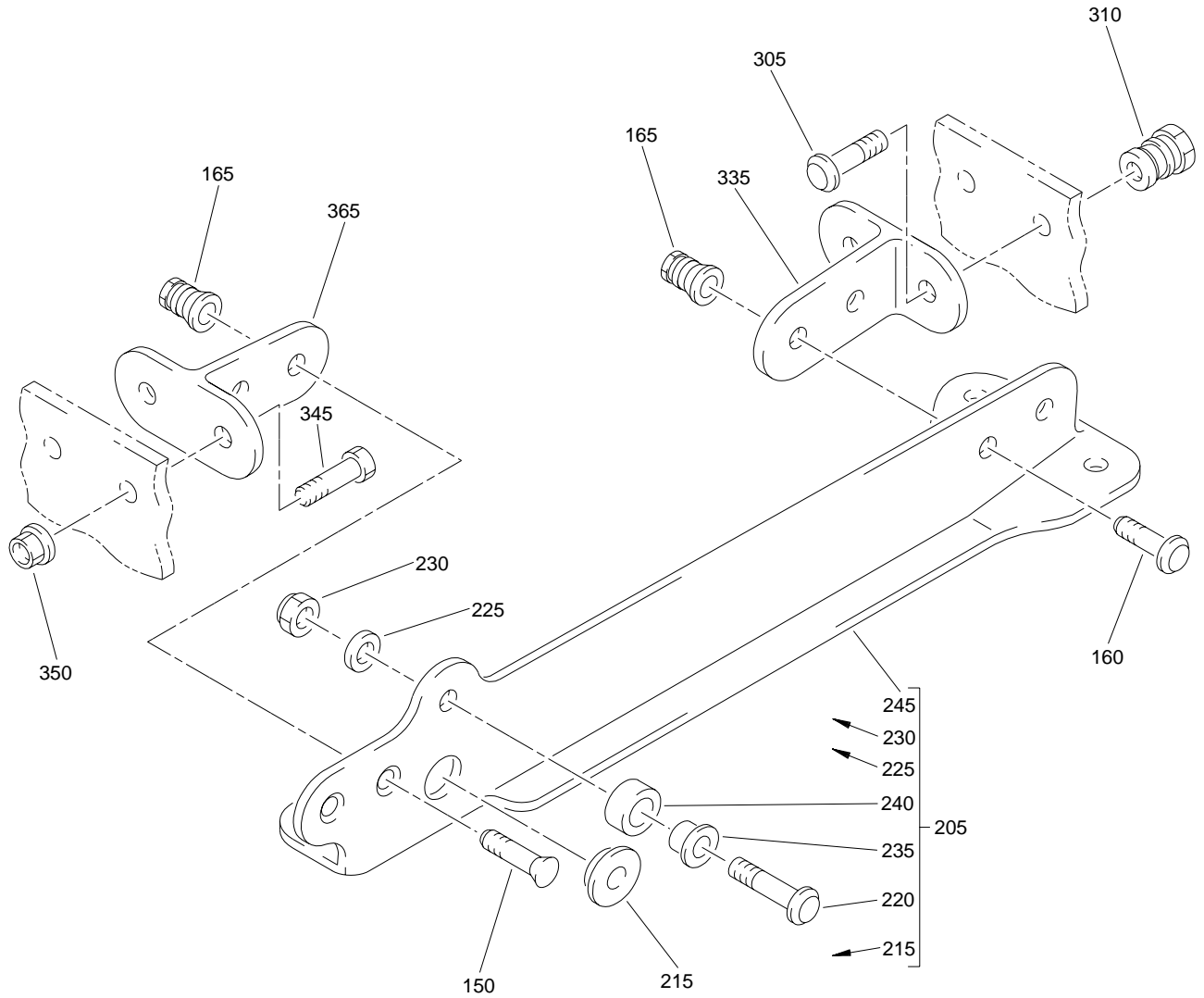
ILLUSTRATED PARTS LIST
01.1 Page 1092
Mar 01/03



Pressure Relief Door Installation
Figure 7 (Sheet 7)

71-11-59

ILLUSTRATED PARTS LIST
01.1 Page 1092A
Mar 01/03

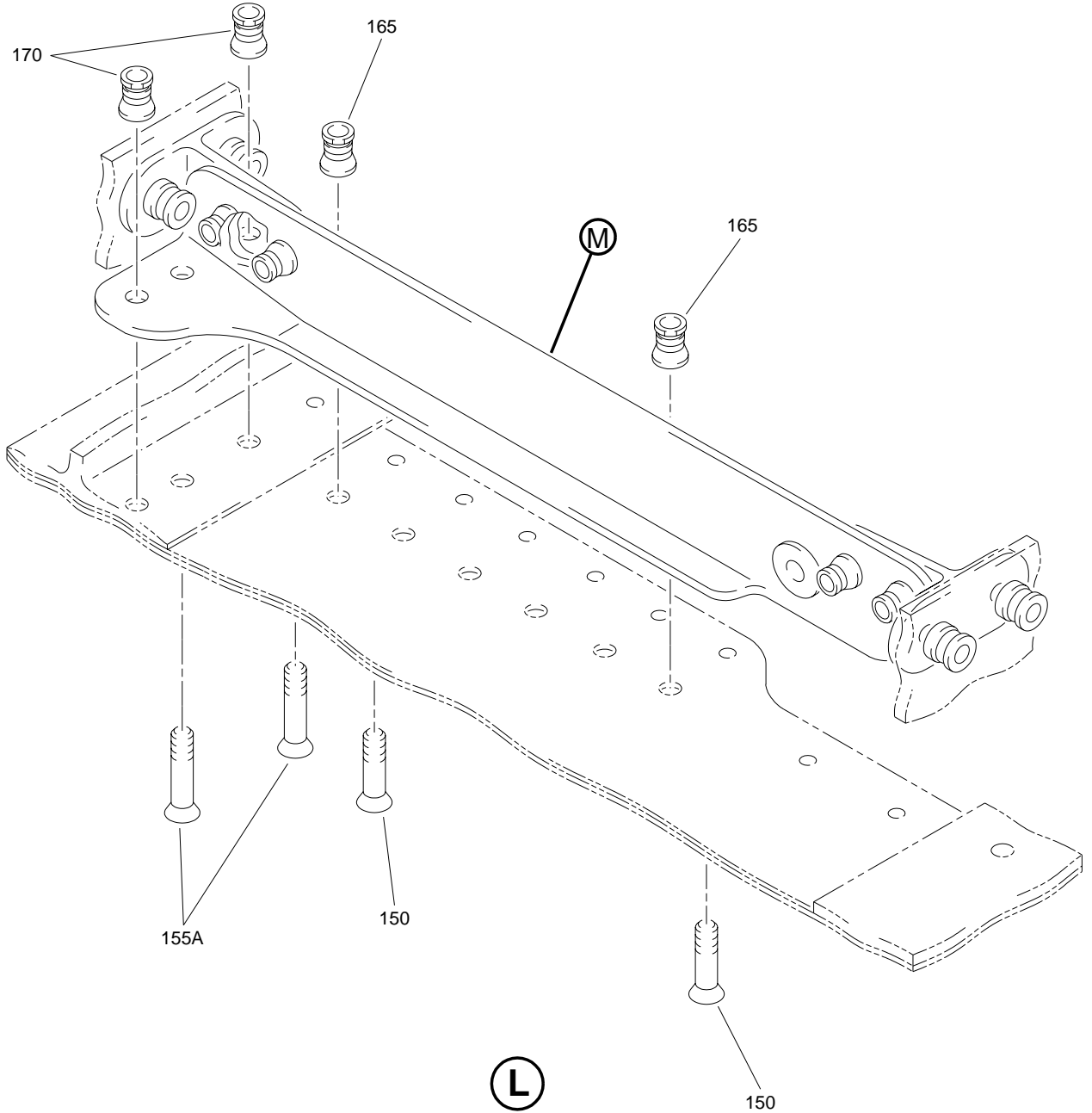


(K)

Pressure Relief Door Installation
 Figure 7 (Sheet 8)

71-11-59

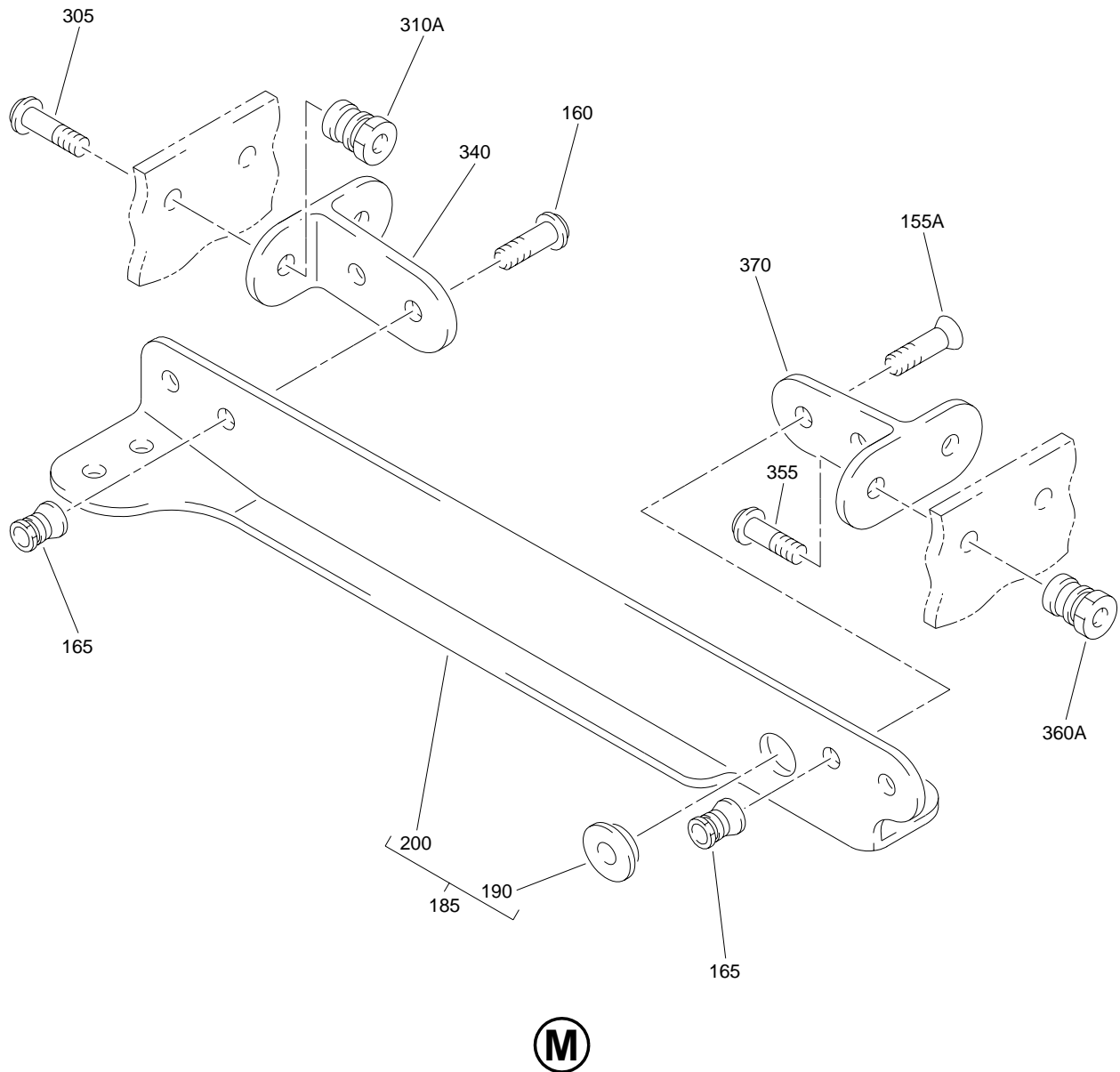
ILLUSTRATED PARTS LIST
 01.1 Page 1092B
 Mar 01/03



Pressure Relief Door Installation
Figure 7 (Sheet 9)

71-11-59

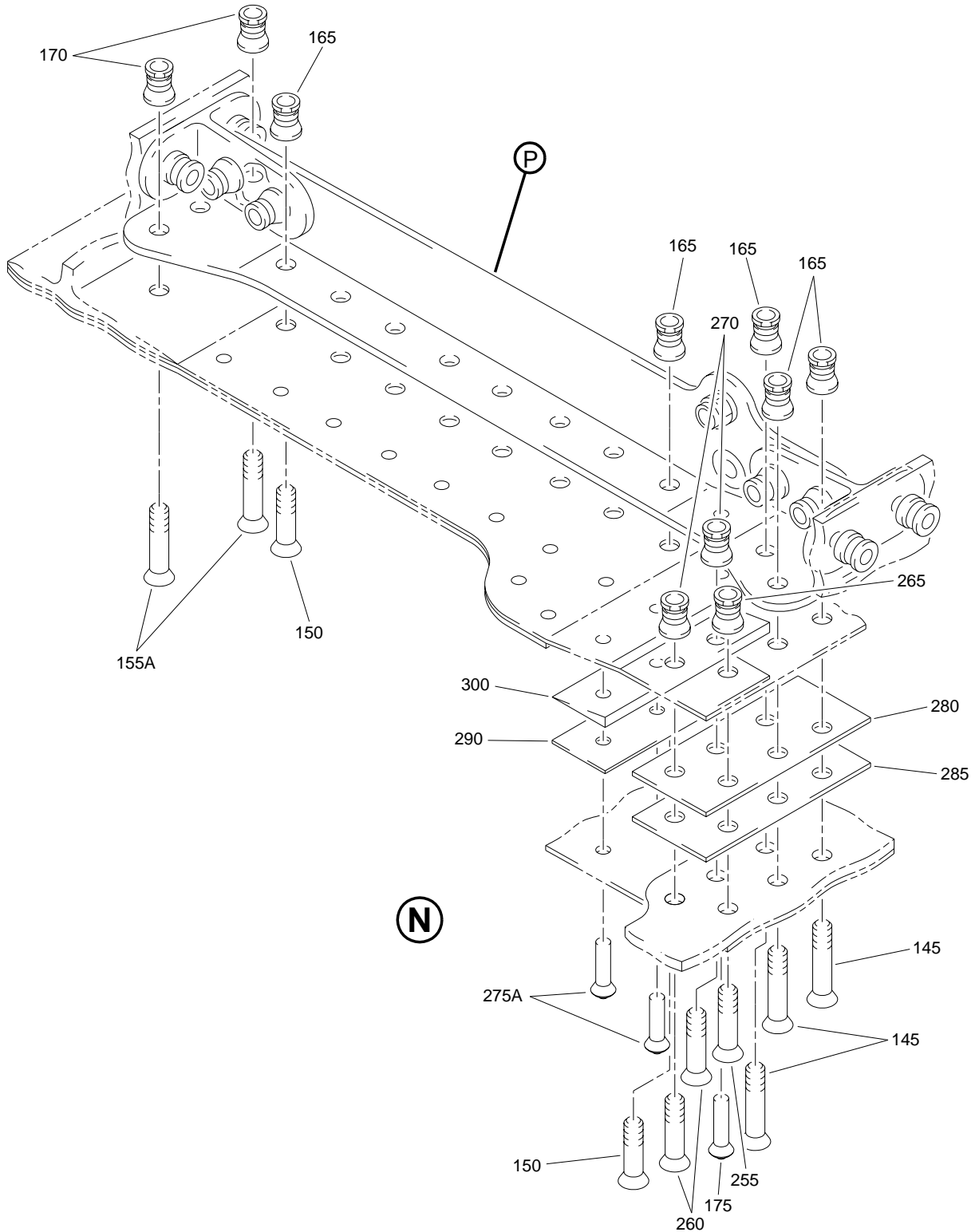
ILLUSTRATED PARTS LIST
01.1 Page 1092C
Mar 01/03



Pressure Relief Door Installation
Figure 7 (Sheet 10)

71-11-59

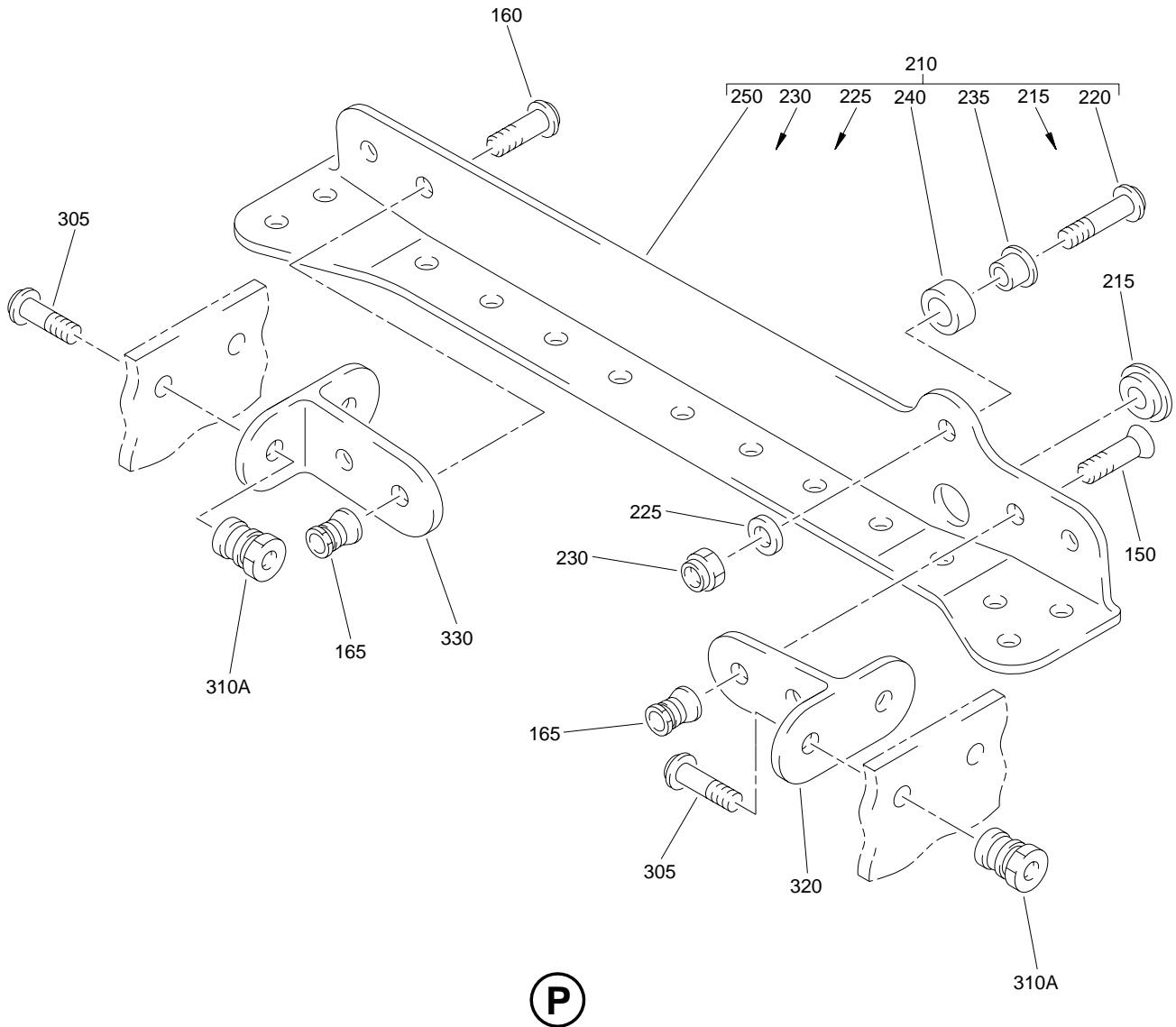
ILLUSTRATED PARTS LIST
01.1 Page 1092D
Mar 01/03



Pressure Relief Door Installation
Figure 7 (Sheet 11)

71-11-59

ILLUSTRATED PARTS LIST
01.1 Page 1092E
Mar 01/03



Pressure Relief Door Installation
 Figure 7 (Sheet 12)

71-11-59

ILLUSTRATED PARTS LIST
 01.1 Page 1092F
 Mar 01/03


BOEING
 COMPONENT
 MAINTENANCE MANUAL

FIG. & ITEM	PART NO.	AIRLINE PART NUMBER	NOMENCLATURE 1234567	EFF CODE	QTY PER ASSY
R 07- -1A	314T3230-101		DOOR INSTL- (NHA 314U4090, REF COLLECTOR CMM 71-11-58) (NHA 314T4090, REF COLLECTOR CMM 71-11-60)	AR,AS	RF
R -1B	314T3230-105		DOOR INSTL- (NHA 314T4090, REF COLLECTOR CMM 71-11-60)	AS	RF
R -1C	314T3230-107		DOOR INSTL- (NHA 314T4090, REF COLLECTOR CMM 71-11-60)	AS	RF
R -1D	314T3230-109		DOOR INSTL- (NHA 314U4090, REF COLLECTOR CMM 71-11-58) (NHA 314T4090, REF COLLECTOR CMM 71-11-60)	AR,AS	RF
R -1E	314T3230-111		DOOR INSTL- (NHA 314U4090, REF COLLECTOR CMM 71-11-58) (NHA 314T4090, REF COLLECTOR CMM 71-11-60)	AR,AS	RF
R -1F	314T3230-113		DOOR INSTL- (NHA 314U4090, REF COLLECTOR CMM 71-11-58) (NHA 314T4090, REF COLLECTOR CMM 71-11-60)	AR,AS	RF
R -1G	314T3230-115		DOOR INSTL- (NHA 314U4090, REF COLLECTOR CMM 71-11-58) (NHA 314T4090, REF COLLECTOR CMM 71-11-60)	AR,AS	RF
R -1H	314T3230-131		DOOR INSTL- (NHA 314T4090, REF COLLECTOR CMM 71-11-60)	AS	RF
R -1J	314T3230-133		DOOR INSTL- (NHA 314T4090, REF COLLECTOR CMM 71-11-60)	AS	RF
R -1K	314T3230-139		DOOR INSTL- (NHA 314T4090, REF COLLECTOR CMM 71-11-60)	AS	RF
R -1L	314T3230-141		DOOR INSTL- (NHA 314T4090, REF COLLECTOR CMM 71-11-60)	AS	RF

71-11-59

 ILLUSTRATED PARTS LIST
 01.1 Page 1092G
 Mar 01/03

FIG. & ITEM	PART NO.	AIRLINE PART NUMBER	NOMENCLATURE 1234567	EFF CODE	QTY PER ASSY
R 07-1M	314T3230-143		DOOR INSTL- (NHA 314T4090, REF COLLECTOR CMM 71-11-60)	AS	RF
R -1N	314T3230-145		DOOR INSTL- (NHA 314T4090, REF COLLECTOR CMM 71-11-60)	AS	RF
R -5	314T3230-102		DOOR INSTL- (NHA 314U4090, REF COLLECTOR CMM 71-11-58) (NHA 314T4090, REF COLLECTOR CMM 71-11-60)	AT,AU	RF
R -5A	314T3230-106		DOOR INSTL- (NHA 314T4090, REF COLLECTOR CMM 71-11-60)	AU	RF
R -5B	314T3230-108		DOOR INSTL- (NHA 314T4090, REF COLLECTOR CMM 71-11-60)	AU	RF
R -5C	314T3230-110		DOOR INSTL- (NHA 314U4090, REF COLLECTOR CMM 71-11-58) (NHA 314T4090, REF COLLECTOR CMM 71-11-60)	AT,AU	RF
R -5D	314T3230-112		DOOR INSTL- (NHA 314U4090, REF COLLECTOR CMM 71-11-58) (NHA 314T4090, REF COLLECTOR CMM 71-11-60)	AT,AU	RF
R -5E	314T3230-114		DOOR INSTL- (NHA 314U4090, REF COLLECTOR CMM 71-11-58) (NHA 314T4090, REF COLLECTOR CMM 71-11-60)	AT,AU	RF
R -5F	314T3230-116		DOOR INSTL- (NHA 314U4090, REF COLLECTOR CMM 71-11-58) (NHA 314T4090, REF COLLECTOR CMM 71-11-60)	AT,AU	RF
R -5G	314T3230-132		DOOR INSTL- (NHA 314T4090, REF COLLECTOR CMM 71-11-60)	AU	RF
R -5H	314T3230-134		DOOR INSTL- (NHA 314T4090, REF COLLECTOR CMM 71-11-60)	AU	RF

71-11-59

 ILLUSTRATED PARTS LIST
 01.1 Page 1092H
 Mar 01/03


BOEING
 COMPONENT
 MAINTENANCE MANUAL

FIG. & ITEM	PART NO.	AIRLINE PART NUMBER	NOMENCLATURE 1234567	EFF CODE	QTY PER ASSY
R 07- -5J	314T3230-140		DOOR INSTL- (NHA 314T4090, REF COLLECTOR CMM 71-11-60)	AU	RF
R -5K	314T3230-142		DOOR INSTL- (NHA 314T4090, REF COLLECTOR CMM 71-11-60)	AU	RF
R -5L	314T3230-144		DOOR INSTL- (NHA 314T4090, REF COLLECTOR CMM 71-11-60)	AU	RF
R -5M	314T3230-146		DOOR INSTL- (NHA 314T4090, REF COLLECTOR CMM 71-11-60)	AU	RF
R 10	MS16562-9		.PIN-SPR	AR-AU	2
R 15	MS16562-10		.PIN-SPR	AR-AU	2
R 20	314T3230-86		.DOOR ASSY- (USED ON ITEMS 1A, 1B, 1C, 1D, 1E, 1F, 1G)	AR,AS	1
R 20A	314T3230-99		.DOOR ASSY- (USED ON ITEMS 1H, 1J, 1K, 1L, 1M, 1N)	AS	1
R -25	314T3230-58		.DOOR ASSY- (USED ON ITEMS 5, 5A, 5B, 5C, 5D, 5E, 5F)	AT,AU	1
R -25A	314T3230-98		.DOOR ASSY- (USED ON ITEMS 5G, 5H, 5J, 5K, 5L, 5M)	AU	1
R 30	BACB30LH3-12		..BOLT	AR-AU	2
R 35	BACB30LH3-14		..BOLT	AR-AU	2
R 40	AN960C10		..WASHER	AR-AU	4
R 45	BRH10C3M		..NUT- (V52828) (SPEC BACN10JC3CM) (OPT T6C1032JM (V11815)) (OPT 97E02 (V80539)) (OPT 109LH9075-3W (V72962)) (OPT VN303D02 (V92215)) (OPT NS202101SE02 (V80539)) (OPT H01-3BAC (V15653))	AR-AU	4
R 50	314T3230-55		..SPACER-HINGE TAPERED	AR-AU	2

71-11-59

 ILLUSTRATED PARTS LIST
 01.1 Page 1092I
 Mar 01/03

FIG. & ITEM	PART NO.	AIRLINE PART NUMBER	NOMENCLATURE 1234567	EFF CODE	QTY PER ASSY
R 07-					
R 55	BACS40R09E16F		..SHIM	AR-AU	2
R 60	314T3231-1		..FITTING	AR-AU	2
R 65	BACB30LH2-7		..BOLT	AR-AU	9
R 70	AN960PD8		..WASHER	AR-AU	9
R 75	BRH10C08M		..NUT (V52828) (SPEC BACN10JC08CM) (OPT T6C832JM (V11815)) (OPT 97E82 (V80539)) (OPT 109LH9075-82W (V72962)) (OPT VN303D82 (V92215)) (OPT NS202101SE82 (V80539)) (OPT H01-08BAC (V15653))	AR-AU	9
R 80	314T3230-36		..RETAINER	AR-AU	1
R 85	314T3230-10		..SEAL- (MFD FROM RUBBER SECTION BAC1530-94 X 12.00 F-25.01)	AR-AU	2
R 90	314T3230-9		..SPACER	AR-AU	1
R 95	BACB30LU06-2		..BOLT	AR-AU	8
R 100	AN960C6L		..WASHER	AR-AU	8
R 105	H10-06BAC		..NUT (V15653) (SPEC BACN10JC06) (OPT RMLH9075-62W (V72962)) (OPT VN303A62 (V92215)) (OPT 96-62 (V80539)) (OPT NS202101-62 (V80539)) (OPT T6S632J (V11815)) (OPT BRH10A06 (V52828))	AR-AU	8

71-11-59

 ILLUSTRATED PARTS LIST
 01.1 Page 1092J
 Mar 01/03


BOEING
 COMPONENT
 MAINTENANCE MANUAL

FIG. & ITEM	PART NO.	AIRLINE PART NUMBER	NOMENCLATURE 1234567	EFF CODE	QTY PER ASSY
R 07-110	TL22013-102		..LATCH- (V29372) (SPEC S311T306-2) (OPT 9488-13 (V84256))	AR-AU	2
R 115	314T3230-8		..SPACER-LATCH	AR-AU	2
R 120	BACR15CE5D		..RIVET- (SIZE DETERMINE ON INST)	AR,AS	4
R 125	314T3230-82		..TUBE ASSY	AR,AS	1
R 130	314T3236-4		..DOOR- (OPT ITEM 130A) (USED ON ITEM 20)	AR,AS	1
R -130A	314T3236-6		..DOOR- (OPT ITEM 130) (USED ON ITEM 20)	AR,AS	1
R -130B	314T3236-8		..DOOR- (USED ON ITEM 20A)	AS	1
R -135	314T3236-2		..DOOR- (OPT ITEM 135A)	AT,AU	1
R -135A	314T3236-3		..DOOR- (OPT ITEM 135)	AT,AU	1
R 140	314T3230-24		.WASHER- (OPT ITEM 140A)	AR-AU	AR
R -140A	AN960KD416L		.WASHER- (OPT ITEM 140)	AR-AU	AR
R 145	HL11VAZ6-7		.BOLT (V56878) (SPEC BACB30NW6K7) (OPT B30NW6K7 (V97928)) (OPT HL11VAZ6-7 (V73197)) (OPT HL11VAZ6-7 (V92215)) (OPT HL11VAZ6-7 (V97928)) (OPT L803-6K7 (V06725)) (OPT HL11VAZ6-7 (V0PTK6)) (OPT HL11VAZ6-7 (V60516))	AR-AU	3

71-11-59

 ILLUSTRATED PARTS LIST
 01.1 Page 1092K
 Mar 01/03

FIG. & ITEM	PART NO.	AIRLINE PART NUMBER	NOMENCLATURE 1234567	EFF CODE	QTY PER ASSY
R 07-150	HL11VAZ6-4		.BOLT (V56878) (SPEC BACB30NW6K4) (OPT B30NW6K4 (V97928)) (OPT HL11VAZ6-4 (V73197)) (OPT HL11VAZ6-4 (V92215)) (OPT HL11VAZ6-4 (V97928)) (OPT L803-6K4 (V06725)) (OPT HL11VAZ6-4 (V0PTK6)) (OPT HL11VAZ6-4 (V60516))	AR-AU	18
R 155A	HL11VAZ6-6		.BOLT (V56878) (SPEC BACB30NW6K6) (OPT B30NW6K6 (V97928)) (OPT HL11VAZ6-6 (V73197)) (OPT HL11VAZ6-6 (V92215)) (OPT HL11VAZ6-6 (V97928)) (OPT L803-6K6 (V06725)) (OPT HL11VAZ6-6 (V0PTK6)) (OPT HL11VAZ6-6 (V60516))	AR-AU	6
R 160	BACB30MY6K4		.BOLT	AR-AU	4

71-11-59

 ILLUSTRATED PARTS LIST
 01.1 Page 1092L
 Mar 01/03


BOEING
 COMPONENT
 MAINTENANCE MANUAL

FIG. & ITEM	PART NO.	AIRLINE PART NUMBER	NOMENCLATURE 1234567	EFF CODE	QTY PER ASSY
R 07-165	HL79-6		.COLLAR (V5M902) (SPEC BACC30M6) (OPT HL79-6 (V73197)) (OPT HL79-6 (V92215)) (OPT 66014-6 (V56878)) (OPT HL79-6 (V56878))	AR-AU	25
R 170	HL82-6APBW		.COLLAR (V5M902) (SPEC BACC30AG6) (OPT HL82-6APBW (V92215)) (OPT HL82-6APBW (V56878)) (OPT HL82-6APBW (V73197))	AR-AU	6
R 175	BACR15CE6D		.RIVET- (SIZE DETERMINE ON INST)	AR-AU	1
R 180	314T3230-54		.LONGERON ASSY	AR,AS	1
R 185	314T3230-76		.LONGERON ASSY	AT,AU	1
R 190	BACB28AM04B015A		..BUSHING	AR-AU	1
R 195	314T3230-44		..LONGERON	AR,AS	1
R 200	314T3230-77		..LONGERON	AT,AU	1
R 205	314T3230-87		.LONGERON ASSY	AR,AS	1
R 210	314T3230-89		.LONGERON ASSY	AT,AU	1
R 215	BACB28AM04B015A		..BUSHING	AR-AU	1

71-11-59

 ILLUSTRATED PARTS LIST
 01.1 Page 1092M
 Mar 01/03

FIG. & ITEM	PART NO.	AIRLINE PART NUMBER	NOMENCLATURE 1234567	EFF CODE	QTY PER ASSY
R	07-220	BACB30MY6-7	..BOLT	AR-AU	1
R	225	AN96OKD10	..WASHER	AR-AU	1
R	230	H10-3BAC	..NUT (V15653) (SPEC BACN10JC3) (OPT NS202101-02 (V80539)) (OPT RMLH9075-3W (V72962)) (OPT VN303A02 (V92215)) (OPT 96-02 (V80539)) (OPT BRH10A3 (V52828)) (OPT T6S1032J (V11815))	AR-AU	1
R	235	BACS18C8-4	..SPACER	AR-AU	1
R	240	314T1230-21	..STOP- (MFD FROM BAC1521-521 X .3 IN. FIN F-25.01)	AR-AU	1
R	245	314T3230-88	..LONGERON	AR,AS	1
R	250	314T3230-90	..LONGERON	AT,AU	1
R	255	HL11VAZ6-5	.BOLT (V56878) (SPEC BACB30NW6K5) (OPT B30NW6K5 (V97928)) (OPT HL11VAZ6-5 (V73197)) (OPT HL11VAZ6-5 (V92215)) (OPT HL11VAZ6-5 (V97928)) (OPT L803-6K5 (V06725)) (OPT HL11VAZ6-5 (V0PTK6)) (OPT HL11VAZ6-5 (V60516))	AR-AU	1

71-11-59

ILLUSTRATED PARTS LIST

01.1 Page 1092N

Mar 01/03


BOEING
 COMPONENT
 MAINTENANCE MANUAL

FIG. & ITEM	PART NO.	AIRLINE PART NUMBER	NOMENCLATURE 1234567	EFF CODE	QTY PER ASSY
R 07-260	HL11VAZ5-5		.BOLT (V56878) (SPEC BACB30NW5K5) (OPT B30NW5K5 (V97928)) (OPT HL11VAZ5-5 (V73197)) (OPT HL11VAZ5-5 (V92215)) (OPT HL11VAZ5-5 (V97928)) (OPT L803-5K5 (V06725)) (OPT HL11VAZ5-5 (V0PTK6)) (OPT HL11VAZ5-5 (V60516))	AR-AU	2
R 265	HL79-6		.COLLAR (V5M902) (SPEC BACC30M6) (OPT HL79-6 (V73197)) (OPT HL79-6 (V92215)) (OPT 66014-6 (V56878)) (OPT HL79-6 (V56878))	AR-AU	1
R 270	HL79-5		.COLLAR (V5M902) (SPEC BACC30M5) (OPT HL70-5 (V73197)) (OPT HL70-5 (V92215)) (OPT 66014-5 (V56878)) (OPT HL70-5 (V56878))	AR-AU	2

71-11-59

 ILLUSTRATED PARTS LIST
 01.1 Page 10920
 Mar 01/03

FIG. & ITEM	PART NO.	AIRLINE PART NUMBER	NOMENCLATURE 1234567	EFF CODE	QTY PER ASSY
R 07-275A	BACR15CE5D		.RIVET- (SIZE DETERMINE ON INST)	AR-AU	2
R 280	BACS40R13C27F		.SHIM	AR-AU	AR
R 285	BACF3F013D027NN		.FILLER	AR-AU	1
R 290	BACS40R09C27F		.SHIM	AR-AU	AR
R 295	314T3230-63		.FILLER	AR,AS	1
R 300	314T3230-64		.FILLER	AT,AU	1
R 305	HL1012AZ6-5		.BOLT (V97928) (SPEC BACB30NX6K5) (OPT HL12VAZ6-5 (V73197)) (OPT HL12VAZ6-5 (V92215)) (OPT HL12VAZ6-5 (V97928)) (OPT L802-6K5 (V06725)) (OPT HL12VAZ6-5 (V56878)) (OPT HL1012AZ6-5 (V0PTK6)) (OPT HL1012AZ6-5 (V06725)) (OPT HL1012AZ6-5 (V06950)) (OPT HL1012AZ6-5 (V17446)) (OPT HL1012AZ6-5 (V56878)) (OPT HL1012AZ6-5 (V60516)) (OPT HL1012AZ6-5 (V73197))	AR-AU	6

71-11-59

ILLUSTRATED PARTS LIST

01.1 Page 1092P

Mar 01/03


BOEING
 COMPONENT
 MAINTENANCE MANUAL

FIG. & ITEM	PART NO.	AIRLINE PART NUMBER	NOMENCLATURE 1234567	EFF CODE	QTY PER ASSY
R 07-310A	HL1187-6		.COLLAR (V5M902) (SPEC BACC30X6) (OPT HL87-6 (V92215)) (OPT HL87-6 (V73197)) (OPT HL1187-6 (V56878)) (OPT HL1187-6 (V92215)) (OPT HL87-6 (V56878)) (OPT HL1187-6 (V73197))	AR-AU	6
R 315	314T3230-50		.CLIP	AR,AS	1
R 320	314T3230-49		.CLIP	AT,AU	1
R 325	314T3230-62		.CLIP	AR,AS	1
R 330	314T3230-61		.CLIP	AT,AU	1
R 335	314T3230-61		.CLIP	AR,AS	1
R 340	314T3230-62		.CLIP	AT,AU	1
R 345	NAS6703-7		.BOLT	AR,AS	2

71-11-59

 ILLUSTRATED PARTS LIST
 01.1 Page 1092Q
 Mar 01/03

FIG. & ITEM	PART NO.	AIRLINE PART NUMBER	NOMENCLATURE	EFF CODE	QTY PER ASSY
			1234567		
R	07-350	MS21042L3	.NUT	AR,AS	2
R	355	HL1012AZ6-7	.BOLT (V97928) (SPEC BACB30NX6K7) (OPT HL12VAZ6-7 (V73197)) (OPT HL12VAZ6-7 (V92215)) (OPT HL12VAZ6-7 (V97928)) (OPT L802-6K7 (V06725)) (OPT HL12VAZ6-7 (V56878)) (OPT HL1012AZ6-7 (V0PTK6)) (OPT HL1012AZ6-7 (V06725)) (OPT HL1012AZ6-7 (V06950)) (OPT HL1012AZ6-7 (V17446)) (OPT HL1012AZ6-7 (V56878)) (OPT HL1012AZ6-7 (V60516)) (OPT HL1012AZ6-7 (V73197))	AT,AU	2
R	360A	HL1187-6	.COLLAR (V5M902) (SPEC BACC30X6) (OPT HL87-6 (V92215)) (OPT HL87-6 (V73197)) (OPT HL1187-6 (V56878)) (OPT HL1187-6 (V92215)) (OPT HL87-6 (V56878)) (OPT HL1187-6 (V73197))	AT,AU	1

71-11-59

 ILLUSTRATED PARTS LIST
 01.1 Page 1092R
 Mar 01/03

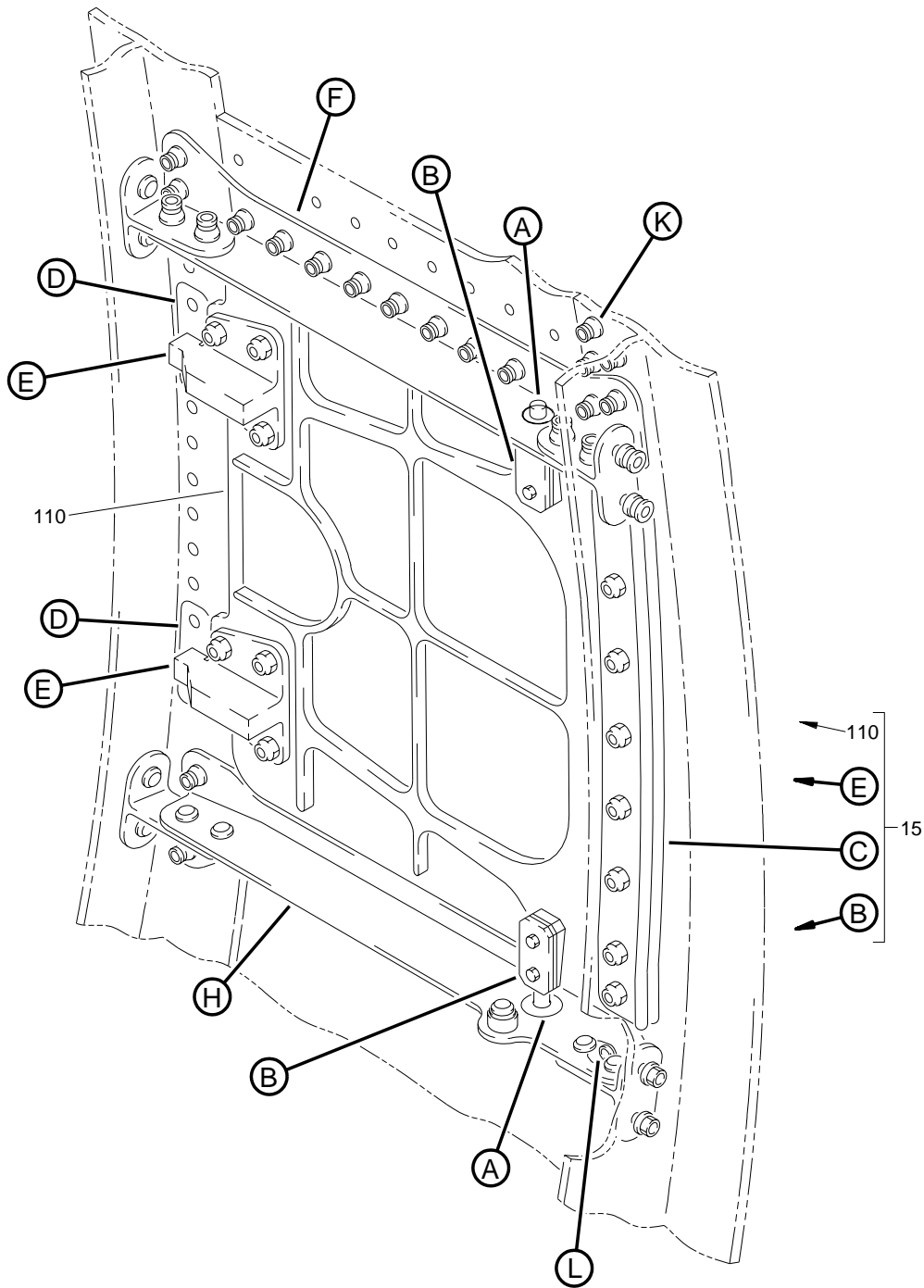

BOEING
 COMPONENT
 MAINTENANCE MANUAL

FIG. & ITEM	PART NO.	AIRLINE PART NUMBER	NOMENCLATURE 1234567	EFF CODE	QTY PER ASSY
07-					
R 365	314T3230-51		.CLIP	AR,AS	1
R 370	314T3230-50		.CLIP	AT,AU	1
R 375	BACR15CE5D		.RIVET- (SIZE DETERMINE ON INST)	AR-AU	4
R 380	314T3230-5		.SPACER	AR-AU	2

- Item Not Illustrated

71-11-59

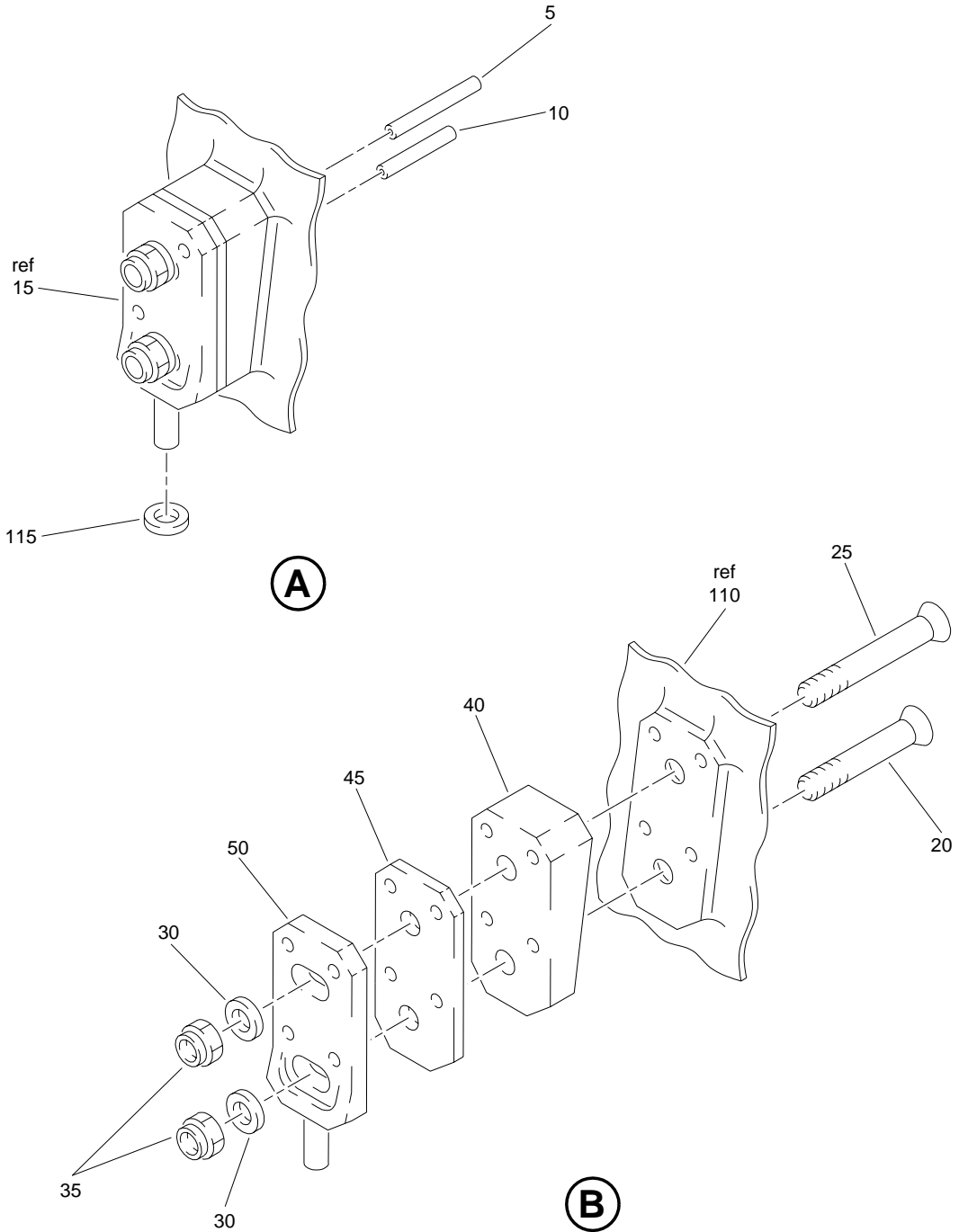
ILLUSTRATED PARTS LIST
 01.1 Page 1092S
 Mar 01/03



Access Door Installation
 Figure 8 (Sheet 1)

71-11-59

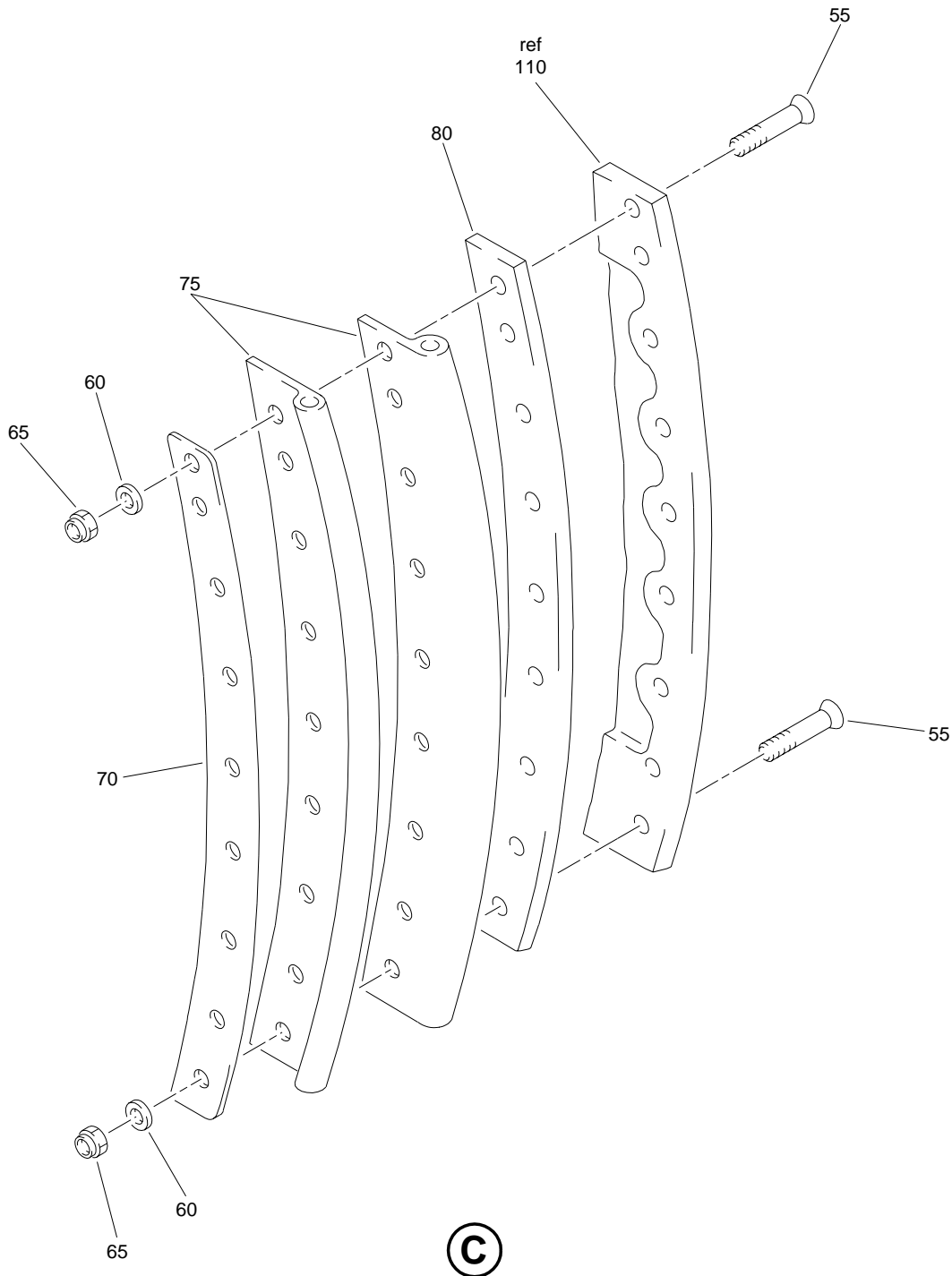
ILLUSTRATED PARTS LIST
 01.1 Page 1092T
 Mar 01/03



Access Door Installation
Figure 8 (Sheet 2)

71-11-59

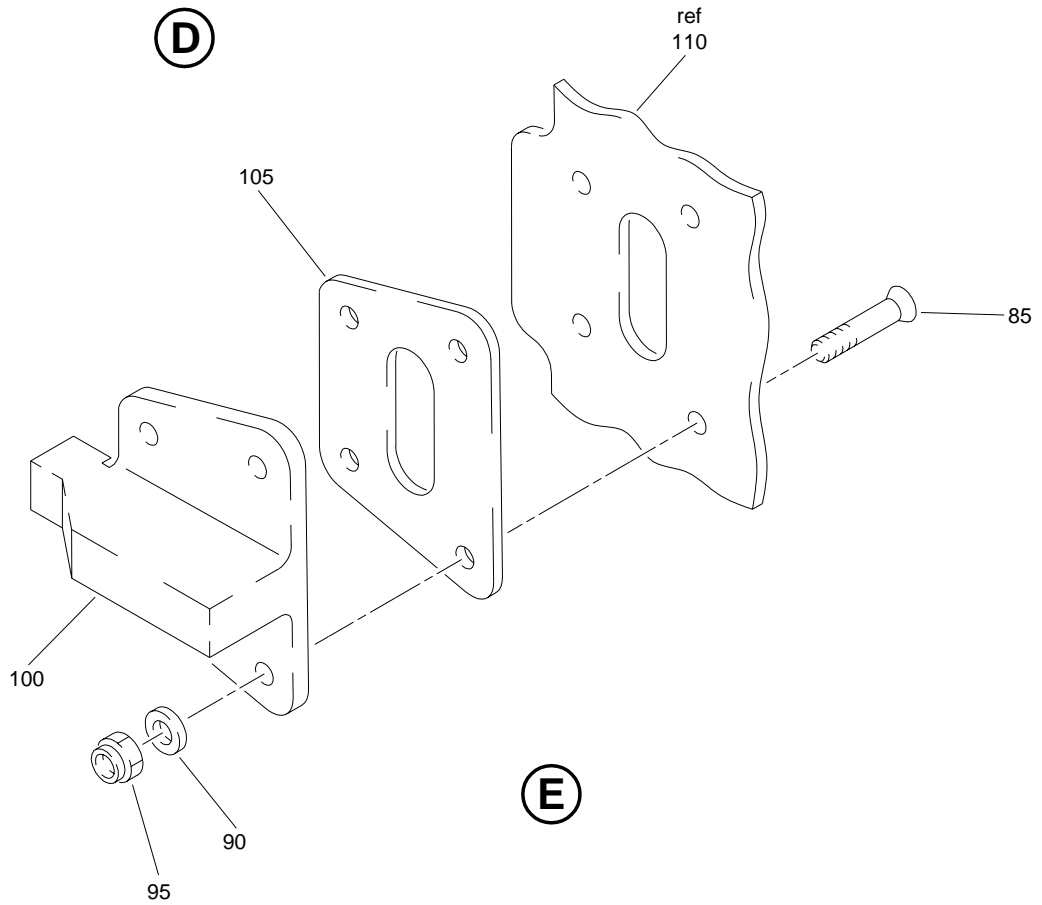
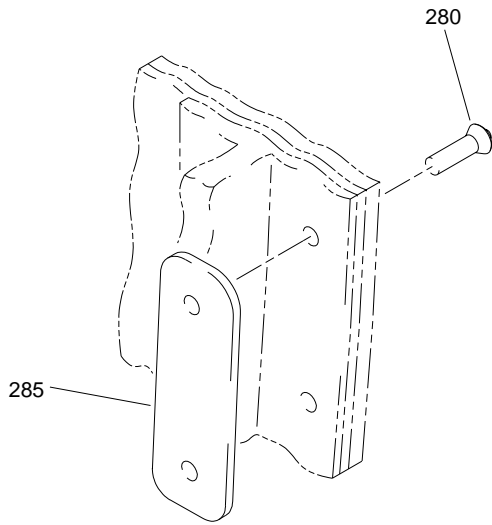
ILLUSTRATED PARTS LIST
01.1 Page 1092U
Mar 01/03



Access Door Installation
Figure 8 (Sheet 3)

71-11-59

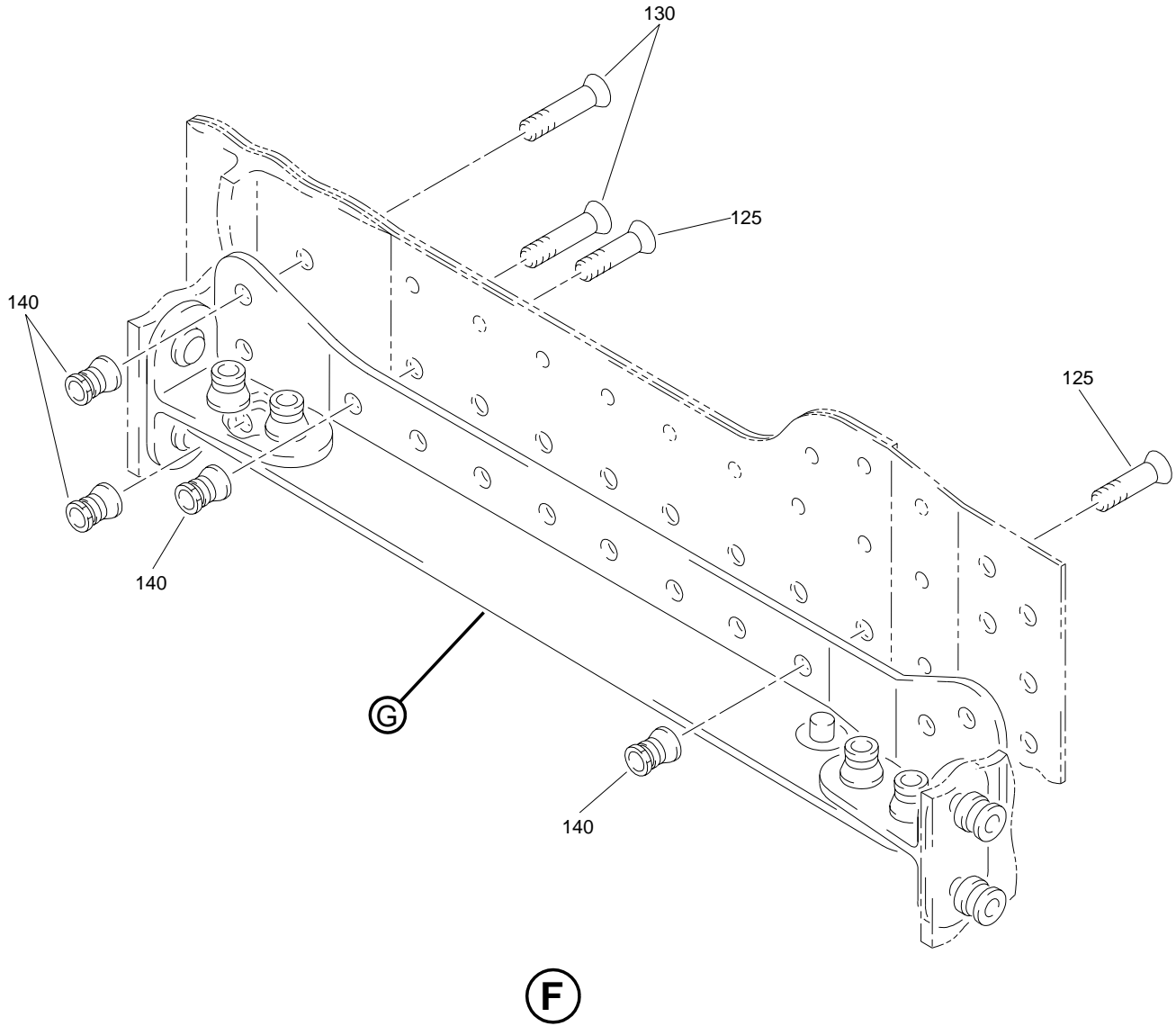
ILLUSTRATED PARTS LIST
01.1 Page 1092V
Mar 01/03



Access Door Installation
Figure 8 (Sheet 4)

71-11-59

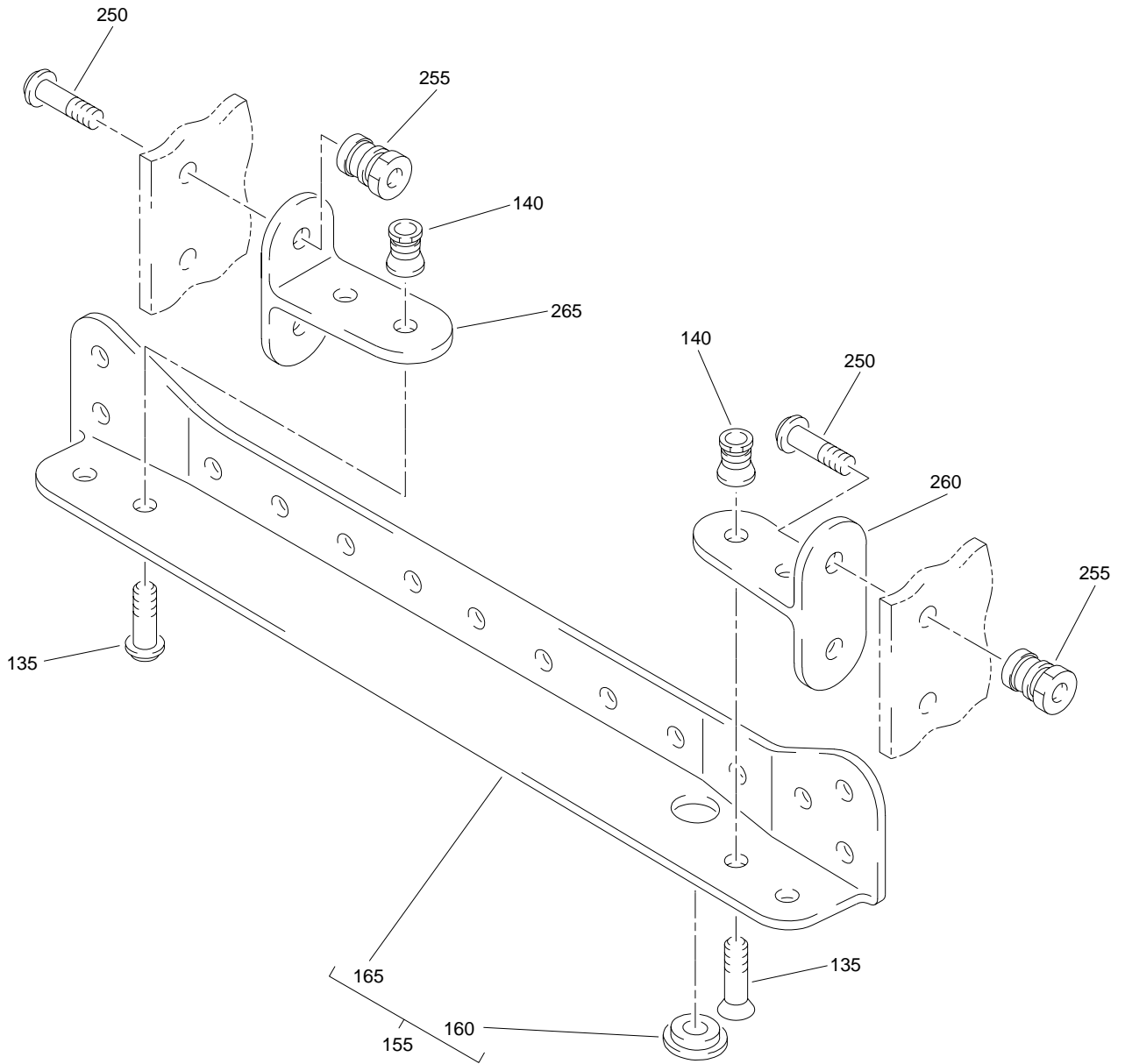
ILLUSTRATED PARTS LIST
01.1 Page 1092W
Mar 01/03



Access Door Installation
Figure 8 (Sheet 5)

71-11-59

ILLUSTRATED PARTS LIST
01.1 Page 1092X
Mar 01/03

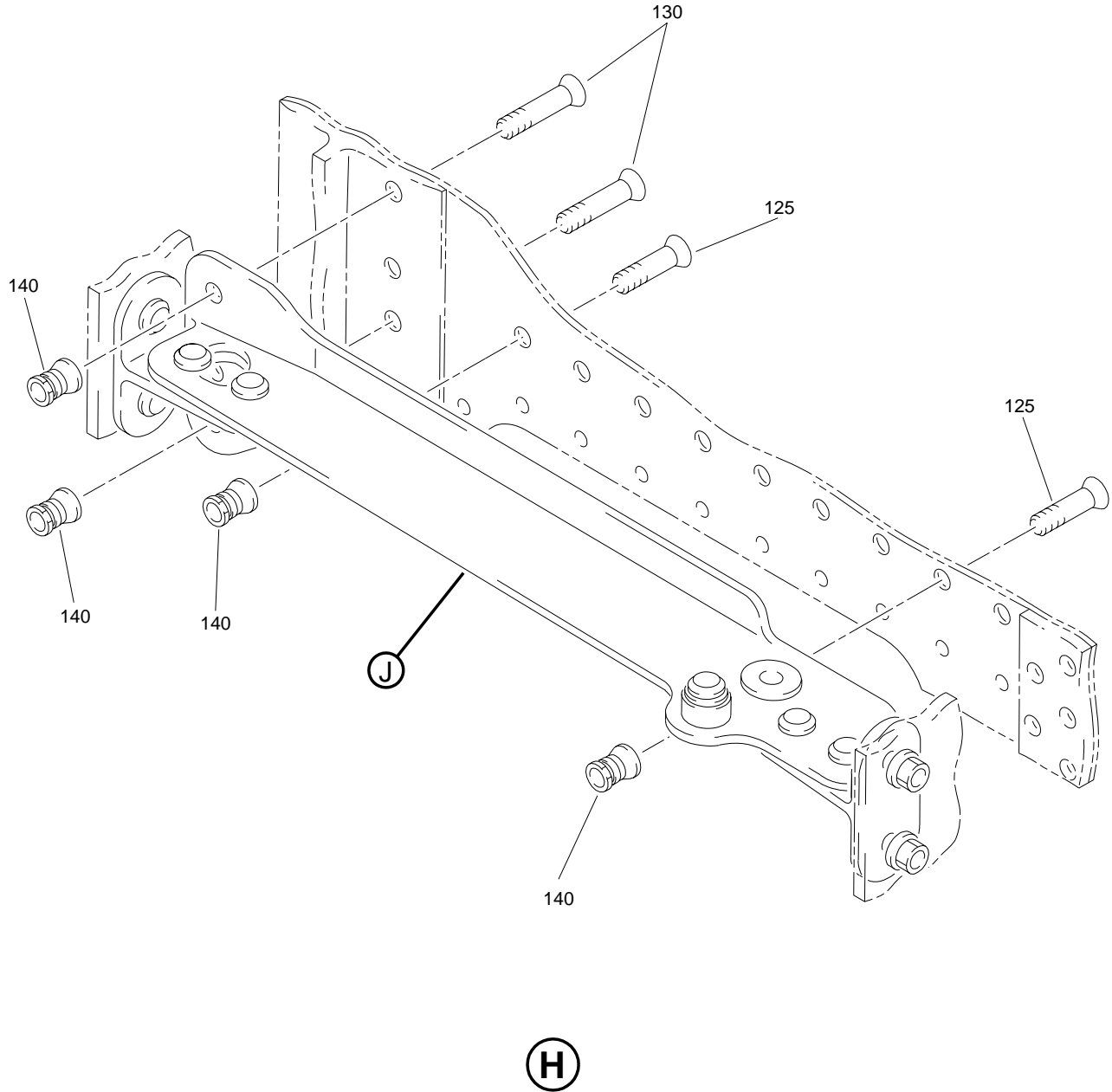


G

Access Door Installation
Figure 8 (Sheet 6)

71-11-59

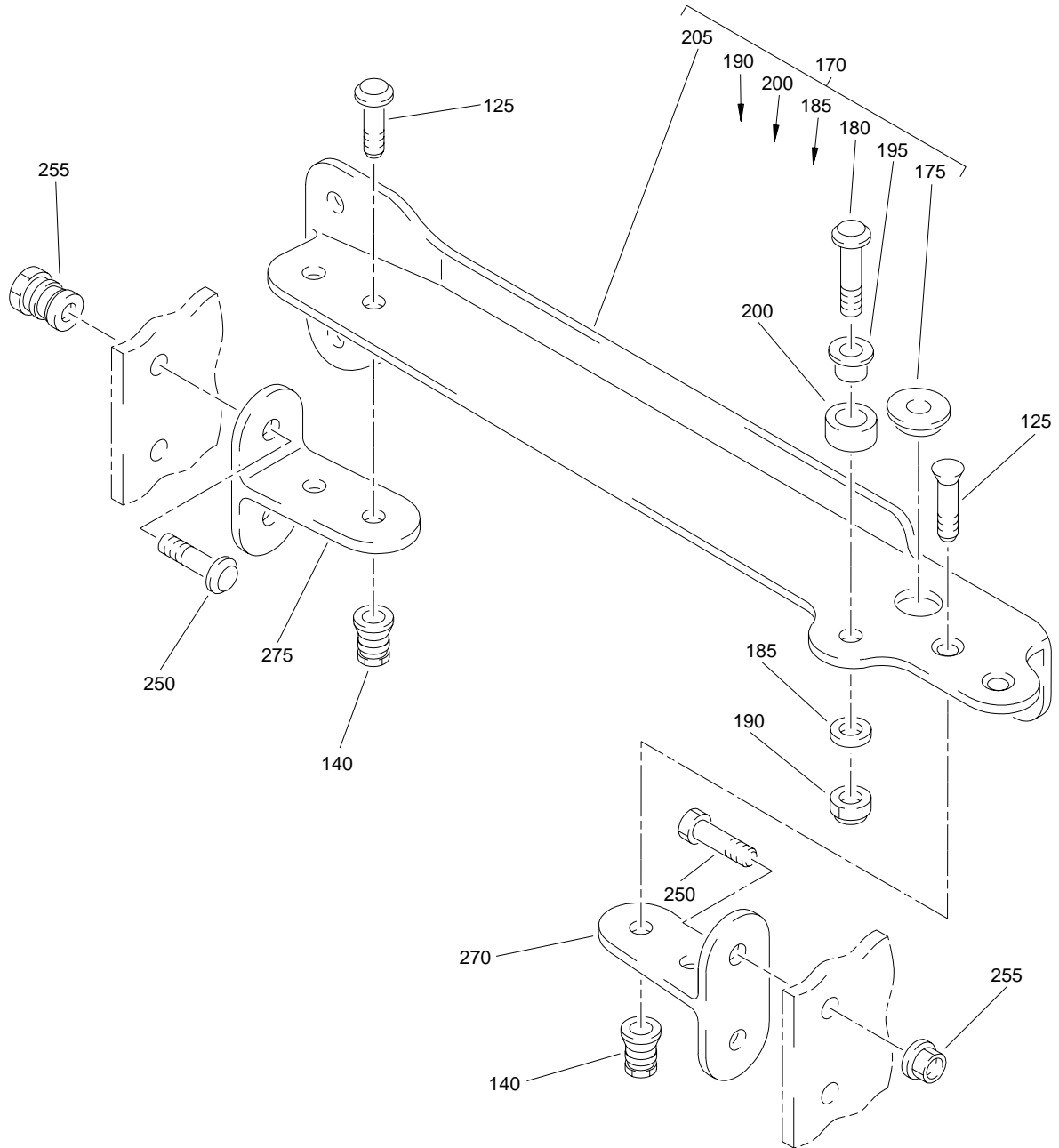
ILLUSTRATED PARTS LIST
01.1 Page 1092Y
Mar 01/03



Access Door Installation
Figure 8 (Sheet 7)

71-11-59

ILLUSTRATED PARTS LIST
01.1 Page 1092Z
Mar 01/03

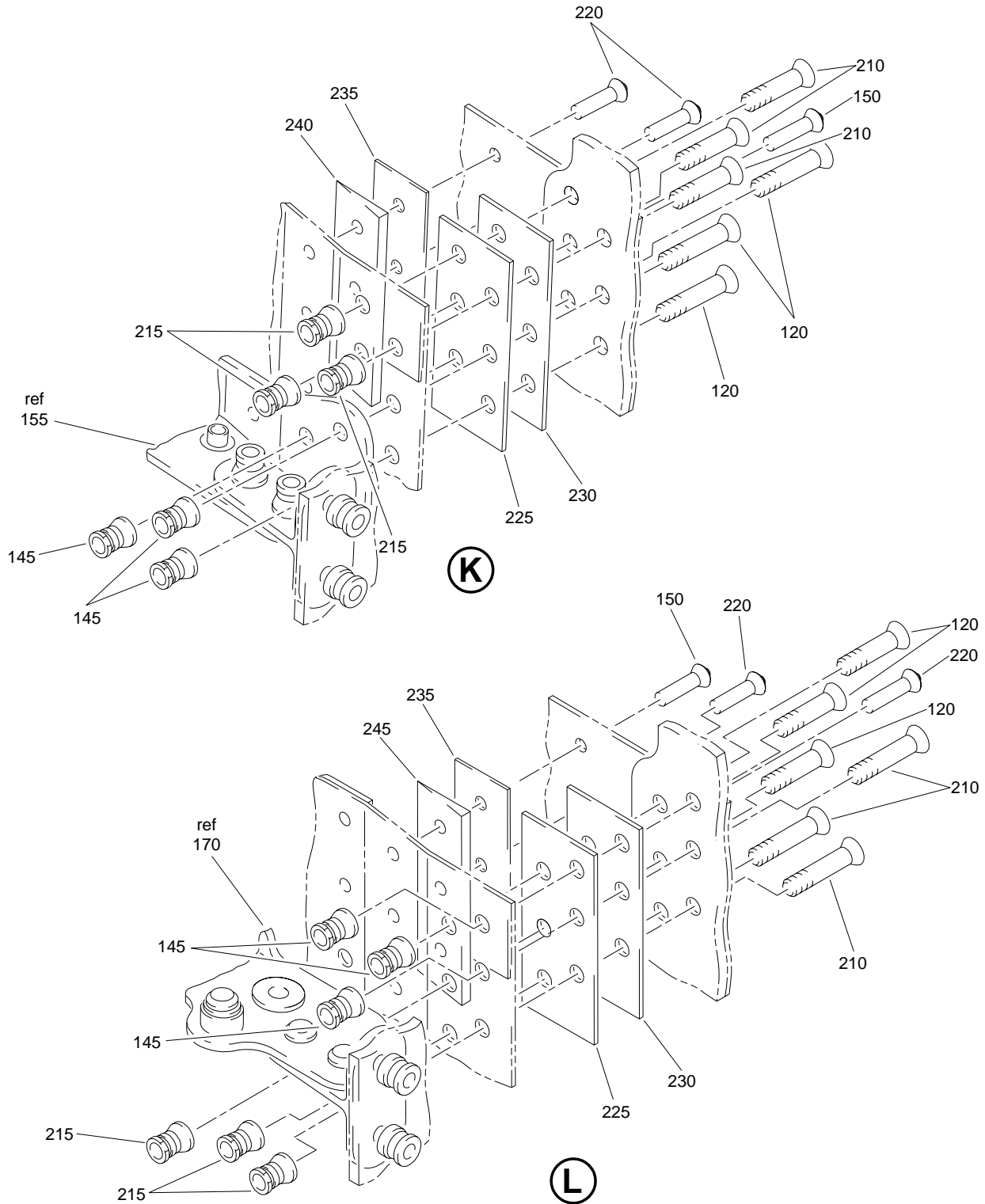


J

Access Door Installation
Figure 8 (Sheet 8)

71-11-59

ILLUSTRATED PARTS LIST
01.1 Page 1093
Mar 01/03



Access Door Installation
Figure 8 (Sheet 9)

71-11-59

ILLUSTRATED PARTS LIST
01.1 Page 1094
Mar 01/03


BOEING
 COMPONENT
 MAINTENANCE MANUAL

FIG. & ITEM	PART NO.	AIRLINE PART NUMBER	NOMENCLATURE 1234567	EFF CODE	QTY PER ASSY
R 08- -1A	314T3230-103		DOOR INSTL- (NHA 314U4090, REF COLLECTOR CMM 71-11-58) (NHA 314T4090, REF COLLECTOR CMM 71-11-60)	AR-AU	RF
R -1B	314T3230-117		DOOR INSTL- (NHA 314T4090, REF COLLECTOR CMM 71-11-60)	AS	RF
R -1C	314T3230-118		DOOR INSTL- (NHA 314T4090, REF COLLECTOR CMM 71-11-60)	AU	RF
R -1D	314T3230-119		DOOR INSTL- (NHA 314T4090, REF COLLECTOR CMM 71-11-60)	AS	RF
R -1E	314T3230-120		DOOR INSTL- (NHA 314T4090, REF COLLECTOR CMM 71-11-60)	AU	RF
R -1F	314T3230-121		DOOR INSTL- (NHA 314U4090, REF COLLECTOR CMM 71-11-58) (NHA 314T4090, REF COLLECTOR CMM 71-11-60)	AR,AS	RF
R -1G	314T3230-122		DOOR INSTL- (NHA 314U4090, REF COLLECTOR CMM 71-11-58) (NHA 314T4090, REF COLLECTOR CMM 71-11-60)	AT,AU	RF
R -1H	314T3230-123		DOOR INSTL- (NHA 314U4090, REF COLLECTOR CMM 71-11-58) (NHA 314T4090, REF COLLECTOR CMM 71-11-60)	AR,AS	RF
R -1J	314T3230-124		DOOR INSTL- (NHA 314U4090, REF COLLECTOR CMM 71-11-58) (NHA 314T4090, REF COLLECTOR CMM 71-11-60)	AT,AU	RF
R -1K	314T3230-125		DOOR INSTL- (NHA 314U4090, REF COLLECTOR CMM 71-11-58) (NHA 314T4090, REF COLLECTOR CMM 71-11-60)	AR,AS	RF

71-11-59

 ILLUSTRATED PARTS LIST
 01.1 Page 1094A
 Mar 01/03

FIG. & ITEM	PART NO.	AIRLINE PART NUMBER	NOMENCLATURE 1234567	EFF CODE	QTY PER ASSY
R 08-1L	314T3230-126		DOOR INSTL- (NHA 314U4090, REF COLLECTOR CMM 71-11-58) (NHA 314T4090, REF COLLECTOR CMM 71-11-60)	AT,AU	RF
R -1M	314T3230-127		DOOR INSTL- (NHA 314U4090, REF COLLECTOR CMM 71-11-58) (NHA 314T4090, REF COLLECTOR CMM 71-11-60)	AR,AS	RF
R -1N	314T3230-128		DOOR INSTL- (NHA 314U4090, REF COLLECTOR CMM 71-11-58) (NHA 314T4090, REF COLLECTOR CMM 71-11-60)	AT,AU	RF
R -1P	314T3230-135		DOOR INSTL- (NHA 314T4090, REF COLLECTOR CMM 71-11-60)	AS	RF
R -1Q	314T3230-136		DOOR INSTL- (NHA 314T4090, REF COLLECTOR CMM 71-11-60)	AU	RF
R -1R	314T3230-137		DOOR INSTL- (NHA 314T4090, REF COLLECTOR CMM 71-11-60)	AS	RF
R -1S	314T3230-138		DOOR INSTL- (NHA 314T4090, REF COLLECTOR CMM 71-11-60)	AU	RF
R -1T	314T3230-147		DOOR INSTL- (NHA 314T4090, REF COLLECTOR CMM 71-11-60)	AS	RF
R -1U	314T3230-148		DOOR INSTL- (NHA 314T4090, REF COLLECTOR CMM 71-11-60)	AU	RF
R -1V	314T3230-149		DOOR INSTL- (NHA 314T4090, REF COLLECTOR CMM 71-11-60)	AS	RF
R -1W	314T3230-150		DOOR INSTL- (NHA 314T4090, REF COLLECTOR CMM 71-11-60)	AU	RF
R -1X	314T3230-151		DOOR INSTL- (NHA 314T4090, REF COLLECTOR CMM 71-11-60)	AS	RF
R -1Y	314T3230-152		DOOR INSTL- (NHA 314T4090, REF COLLECTOR CMM 71-11-60)	AU	RF

71-11-59

 ILLUSTRATED PARTS LIST
 01.1 Page 1094B
 Mar 01/03


BOEING
 COMPONENT
 MAINTENANCE MANUAL

FIG. & ITEM	PART NO.	AIRLINE PART NUMBER	NOMENCLATURE 1234567	EFF CODE	QTY PER ASSY
R 08-1Z	314T3230-153		DOOR INSTL- (NHA 314T4090, REF COLLECTOR CMM 71-11-60)	AS	RF
R -2	314T3230-154		DOOR INSTL- (NHA 314T4090, REF COLLECTOR CMM 71-11-60)	AU	RF
R 5	MS16562-9		.PIN-SPR	AR-AU	2
R 10	MS16562-10		.PIN-SPR	AR-AU	2
R 15	314T3230-58		.DOOR ASSY- (USED ON ITEMS 1A, 1B, 1C, 1D, 1E, 1F, 1G, 1H, 1J, 1K, 1L, 1M, 1N)	AR-AU	1
R -15A	314T3230-98		.DOOR ASSY- (USED ON ITEMS 1P, 1Q, 1R, 1S, 1T, 1U, 1V, 1W, 1X, 1Y, 1X, 2)	AS,AU	1
R 20	BACB30LH3-12		..BOLT	AR-AU	2
R 25	BACB30LH3-14		..BOLT	AR-AU	2
R 30	AN960C10		..WASHER	AR-AU	4
R 35	BRH10C3M		..NUT- (V52828) (SPEC BACN10JC3CM) (OPT T6C1032JM (V11815)) (OPT 97E02 (V80539)) (OPT 109LH9075-3W (V72962)) (OPT VN303D02 (V92215)) (OPT NS202101SE02 (V80539)) (OPT H01-3BAC (V15653))	AR-AU	4

71-11-59

 ILLUSTRATED PARTS LIST
 01.1 Page 1094C
 Mar 01/03

FIG. & ITEM	PART NO.	AIRLINE PART NUMBER	NOMENCLATURE 1234567	EFF CODE	QTY PER ASSY
R 08-					
R 40	314T3230-55		..SPACER-HINGE TAPERED	AR-AU	2
R 45	BACS40R09E16F		..SHIM	AR-AU	2
R 50	314T3231-1		..FITTING	AR-AU	2
R 55	BACB30LH2-7		..BOLT	AR-AU	9
R 60	AN960PD8		..WASHER	AR-AU	9
R 65	BRH10C08M		..NUT- (V52828) (SPEC BACN10JC08CM) (OPT T6C832JM (V11815)) (OPT 97E82 (V80539)) (OPT 109LH9075-82W (V72962)) (OPT VN303D82 (V92215)) (OPT NS202101SE82 (V80539)) (OPT H01-08BAC (V15653))	AR-AU	9
R 70	314T3230-36		..RETAINER	AR-AU	1
R 75	314T3230-10		..SEAL- (MFD FROM RUBBER SECTION BAC1530-94 X 12.00 F-25.01)	AR-AU	2
R 80	314T3230-9		..SPACER	AR-AU	1
R 85	BACB30LU06-2		..BOLT	AR-AU	8
R 90	AN960C6L		..WASHER	AR-AU	8
R 95	H10-06BAC		..NUT- (V15653) (SPEC BACN10JC06) (OPT RMLH9075-62W (V72962)) (OPT VN303A62 (V92215)) (OPT 96-62 (V80539)) (OPT NS202101-62 (V80539)) (OPT T6S632J (V11815)) (OPT BRH10A06 (V52828))	AR-AU	8

71-11-59

 ILLUSTRATED PARTS LIST
 01.1 Page 1094D
 Mar 01/03


BOEING
 COMPONENT
 MAINTENANCE MANUAL

FIG. & ITEM	PART NO.	AIRLINE PART NUMBER	NOMENCLATURE 1234567	EFF CODE	QTY PER ASSY
R 08-100	TL22013-102		..LATCH- (V29372) (SPEC S311T306-2) (OPT H2901-1 (V83014)) (OPT 9488-13 (V84256))	AR-AU	2
R 105	314T3230-8		..SPACER-LATCH	AR-AU	2
R 110	314T3236-2		..DOOR- (OPT ITEM 110A)	AR-AU	1
R -110A	314T3236-3		..DOOR- (OPT ITEM 110)	AR-AU	1
R 115	314T3230-24		.WASHER- (OPT ITEM 115A)	AR-AU	AR
R -115A	AN960KD416L		.WASHER- (OPT ITEM 115)	AR-AU	AR
R 120	HL11VAZ6-7		.BOLT- (V56878) (SPEC BACB30NW6K7) (OPT B30NW6K7 (V97928)) (OPT HL11VAZ6-7 (V73197)) (OPT HL11VAZ6-7 (V92215)) (OPT HL11VAZ6-7 (V97928)) (OPT L803-6K7 (V06725)) (OPT HL11VAZ6-7 (V0PTK6)) (OPT HL11VAZ6-7 (V60516))	AR-AU	6

71-11-59

 ILLUSTRATED PARTS LIST
 01.1 Page 1094E
 Mar 01/03

FIG. & ITEM	PART NO.	AIRLINE PART NUMBER	NOMENCLATURE 1234567	EFF CODE	QTY PER ASSY
R 08-125	HL11VAZ6-4		.BOLT- (V56878) (SPEC BACB30NW6K4) (OPT B30NW6K4 (V97928)) (OPT HL11VAZ6-4 (V73197)) (OPT HL11VAZ6-4 (V92215)) (OPT HL11VAZ6-4 (V97928)) (OPT L803-6K4 (V06725)) (OPT HL11VAZ6-4 (V0PTK6)) (OPT HL11VAZ6-4 (V60516))	AR-AU	20
R 130	HL1012AZ6-6		.BOLT- (V97928) (SPEC BACB30NX6K6) (OPT HL12VAZ6-6 (V73197)) (OPT HL12VAZ6-6 (V92215)) (OPT HL12VAZ6-6 (V97928)) (OPT L802-6K6 (V06725)) (OPT HL12VAZ6-6 (V56878)) (OPT HL1012AZ6-6 (V0PTK6)) (OPT HL1012AZ6-6 (V06725)) (OPT HL1012AZ6-6 (V06950)) (OPT HL1012AZ6-6 (V17446)) (OPT HL1012AZ6-6 (V56878)) (OPT HL1012AZ6-6 (V60516)) (OPT HL1012AZ6-6 (V73197))	AR-AU	6

71-11-59

 ILLUSTRATED PARTS LIST
 01.1 Page 1094F
 Mar 01/03


BOEING
 COMPONENT
 MAINTENANCE MANUAL

FIG. & ITEM	PART NO.	AIRLINE PART NUMBER	NOMENCLATURE 1234567	EFF CODE	QTY PER ASSY
R 08-135	BACB30MY6K4		.BOLT	AR-AU	4
R 140	HL79-6		.COLLAR- (V5M902) (SPEC BACC30M6) (OPT HL79-6 (V73197)) (OPT HL79-6 (V92215)) (OPT 66014-6 (V56878)) (OPT HL79-6 (V56878))	AR-AU	30
R 145	HL82-6APBW		.COLLAR- (V5M902) (SPEC BACC30AG6) (OPT HL82-6APBW (V92215)) (OPT HL82-6APBW (V56878)) (OPT HL82-6APBW (V73197))	AR-AU	6
R 150	BACR15CE6D		.RIVET- (SIZE DETERMINE ON INST)	AR-AU	2
R 155	314T3230-54		.LONGERON ASSY	AR-AU	1
R 160	BACB28AM04B015A		..BUSHING	AR-AU	1
R 165	314T3230-44		..LONGERON	AR-AU	1
R 170	314T3230-89		.LONGERON ASSY	AR-AU	1
R 175	BACB28AM04B015A		..BUSHING	AR-AU	1
R 180	BACB30MY6-7		..BOLT	AR-AU	1
R 185	AN960KD10		..WASHER	AR-AU	1
R 190	H10-3BAC		..NUT- (V15653) (SPEC BACN10JC3) (OPT NS202101-02 (V80539)) (OPT RMLH9075-3W (V72962)) (OPT VN303A02 (V92215)) (OPT 96-02 (V80539)) (OPT BRH10A3 (V52828)) (OPT T6S1032J (V11815))	AR-AU	1

71-11-59

 ILLUSTRATED PARTS LIST
 01.1 Page 1094G
 Mar 01/03

FIG. & ITEM	PART NO.	AIRLINE PART NUMBER	NOMENCLATURE 1234567	EFF CODE	QTY PER ASSY
R 08-195	BACS18C8-4		..SPACER	AR-AU	1
R 200	314T1230-21		..STOP- (MFD FROM BAC1521-521 X .3 IN. FIN F-25.01)	AR-AU	1
R 205	314T3230-90		..LONGERON	AR-AU	1
R 210	HL11VAZ5-5		.BOLT- (V56878) (SPEC BACB30NW5K5) (OPT B30NW5K5 (V97928)) (OPT HL11VAZ5-5 (V73197)) (OPT HL11VAZ5-5 (V92215)) (OPT HL11VAZ5-5 (V97928)) (OPT L803-5K5 (V06725)) (OPT HL11VAZ5-5 (V0PTK6)) (OPT HL11VAZ5-5 (V60516))	AR-AU	6
R 215	HL79-5		.COLLAR- (V5M902) (SPEC BACC30M5) (OPT HL70-5 (V73197)) (OPT HL70-5 (V92215)) (OPT 66014-5 (V56878)) (OPT HL70-5 (V56878))	AR-AU	6

71-11-59

 ILLUSTRATED PARTS LIST
 01.1 Page 1094H
 Mar 01/03

BOEING
 COMPONENT
 MAINTENANCE MANUAL

FIG. & ITEM	PART NO.	AIRLINE PART NUMBER	NOMENCLATURE 1234567	EFF CODE	QTY PER ASSY
R 08-220	BACR15CE5D		.RIVET- (SIZE DETERMINE ON INST)	AR-AU	4
R 225	BACS40R13C27F		.SHIM	AR-AU	AR
R 230	BACF3F013D027NN		.FILLER	AR-AU	2
R 235	BACS40R09C27F		.SHIM	AR-AU	AR
R 240	314T3230-63		.FILLER	AR-AU	1
R 245	314T3230-64		.FILLER	AR-AU	1
R 250	HL1012AZ6-5		.BOLT- (V97928) (SPEC BACB30NX6K5) (OPT HL12VAZ6-5 (V73197)) (OPT HL12VAZ6-5 (V92215)) (OPT HL12VAZ6-5 (V97928)) (OPT L802-6K5 (V06725)) (OPT HL12VAZ6-5 (V56878)) (OPT HL1012AZ6-5 (V0PTK6)) (OPT HL1012AZ6-5 (V06725)) (OPT HL1012AZ6-5 (V06950)) (OPT HL1012AZ6-5 (V17446)) (OPT HL1012AZ6-5 (V56878)) (OPT HL1012AZ6-5 (V60516)) (OPT HL1012AZ6-5 (V73197))	AR-AU	8

71-11-59

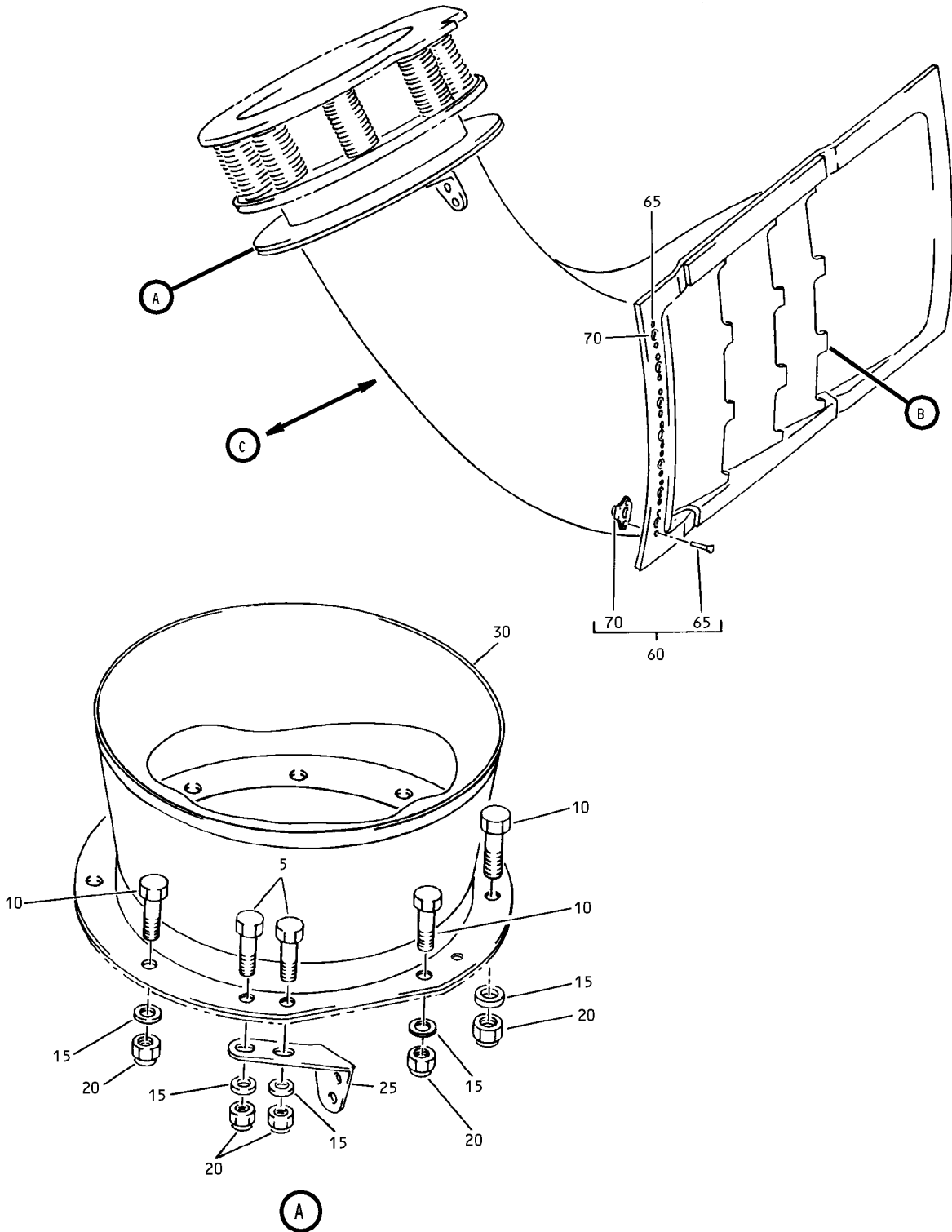
ILLUSTRATED PARTS LIST
 01.1 Page 1094I
 Mar 01/03

FIG. & ITEM	PART NO.	AIRLINE PART NUMBER	NOMENCLATURE 1234567	EFF CODE	QTY PER ASSY
R 08-255	HL1187-6		.COLLAR- (V5M902) (SPEC BACC30X6) (OPT HL87-6 (V92215)) (OPT HL87-6 (V73197)) (OPT HL1187-6 (V56878)) (OPT HL1187-6 (V92215)) (OPT HL87-6 (V56878)) (OPT HL1187-6 (V73197))	AR-AU	8
R 260	314T3230-50		.CLIP	AR-AU	1
R 265	314T3230-62		.CLIP	AR-AU	1
R 270	314T3230-49		.CLIP	AR-AU	1
R 275	314T3230-61		.CLIP	AR-AU	1
R 280	BACR15CE5D		.RIVET- (SIZE DETERMINE ON INST)	AR-AU	4
R 285	314T3230-5		.SPACER	AR-AU	2

- Item Not Illustrated

71-11-59

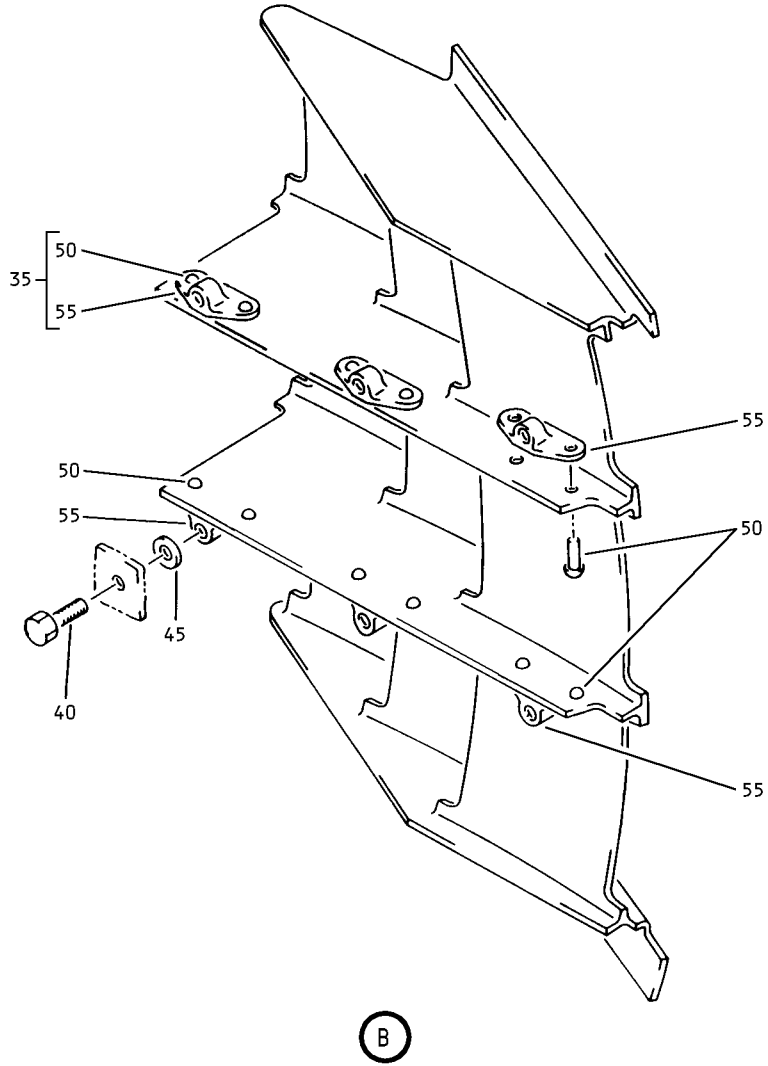
ILLUSTRATED PARTS LIST
 01.1 Page 1094J
 Mar 01/03



Precooler Duct Assembly
 Figure 9 (Sheet 1)

71-11-59

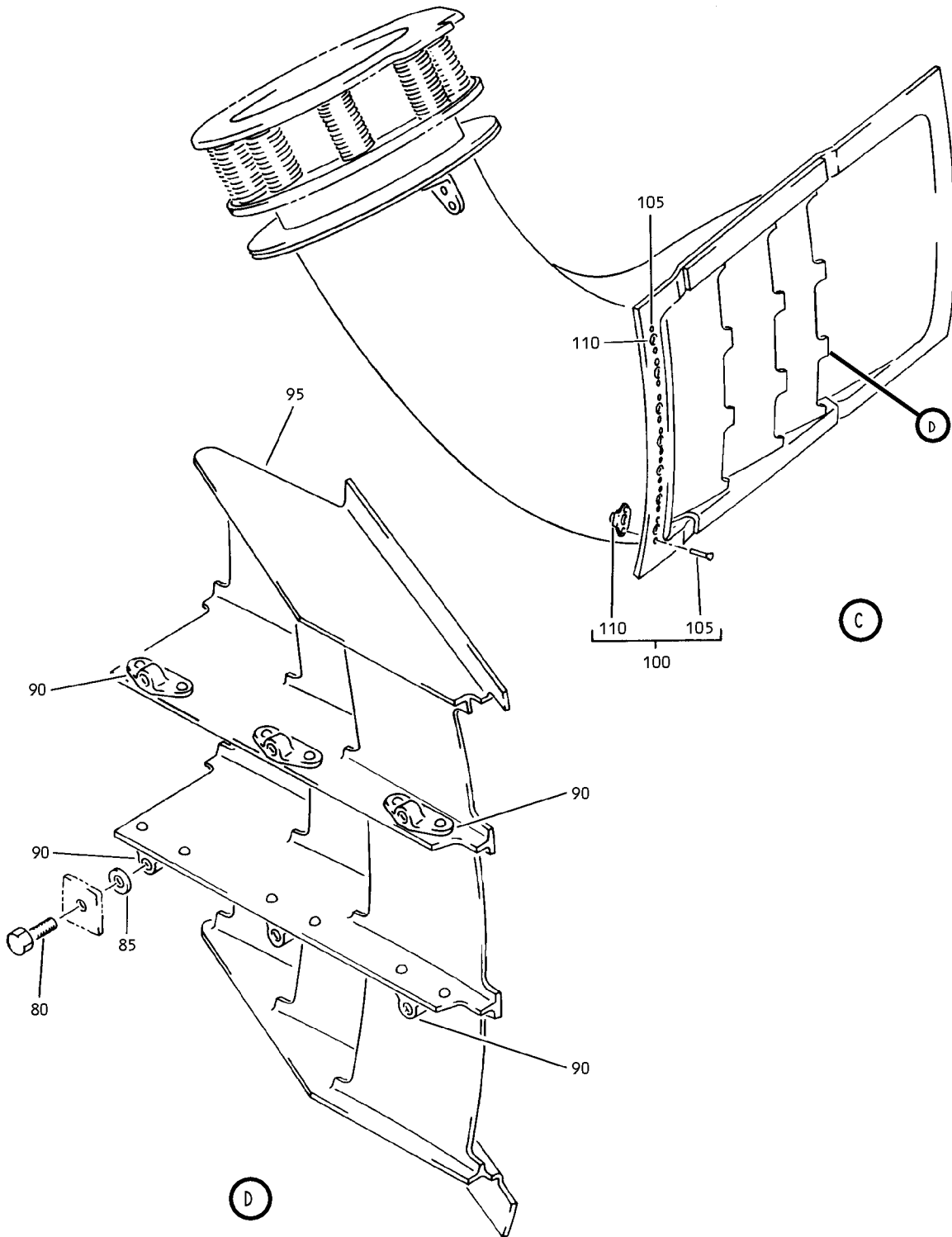
ILLUSTRATED PARTS LIST
 01.1 Page 1094L
 Mar 01/03



Precooler Duct Assembly
Figure 9 (Sheet 2)

71-11-59

ILLUSTRATED PARTS LIST
01.1 Page 1094M
Mar 01/03



Precooler Duct Assembly
Figure 9 (Sheet 3)

71-11-59

ILLUSTRATED PARTS LIST
01.1 Page 1094N
Mar 01/03


BOEING
 COMPONENT
 MAINTENANCE MANUAL

FIG. & ITEM	PART NO.	AIRLINE PART NUMBER	NOMENCLATURE 1234567	EFF CODE	QTY PER ASSY
R 09- -1A	314T3801-4		DUCT INSTL-PRECOOLER EXH (NHA 314U4090, REF COLLECTOR CMM 71-11-58) (NHA 314T4090, REF COLLECTOR CMM 71-11-60)	AR,AS	RF
R -1B	314T3801-6		DUCT INSTL-PRECOOLER EXH (NHA 314U4090, REF COLLECTOR CMM 71-11-58) (NHA 314T4090, REF COLLECTOR CMM 71-11-60)	AR,AS	RF
R -1C	314T3801-7		DUCT INSTL-PRECOOLER EXH (NHA 314U4090, REF COLLECTOR CMM 71-11-58)	AR	RF
R -1D	314T3801-9		DUCT INSTL-PRECOOLER EXH (NHA 314U4090, REF COLLECTOR CMM 71-11-58)	AR	RF
R -1E	314T3801-11		DUCT INSTL-PRECOOLER EXH (NHA 314U4090, REF COLLECTOR CMM 71-11-58)	AR	RF
R -1F	314T3801-13		DUCT INSTL-PRECOOLER EXH (NHA 314U4090, REF COLLECTOR CMM 71-11-58)	AR	RF
R -1G	314T3801-15		DUCT INSTL-PRECOOLER EXH (NHA 314T4090, REF COLLECTOR CMM 71-11-60)	AS	RF
R -1H	314T3801-17		DUCT INSTL-PRECOOLER EXH (NHA 314T4090, REF COLLECTOR CMM 71-11-60)	AS	RF
R -1J	314T3801-21		DUCT INSTL-PRECOOLER EXH (NHA 314U4090, REF COLLECTOR CMM 71-11-58) (NHA 314T4090, REF COLLECTOR CMM 71-11-60)	AR,AS	RF
R -1K	314T3801-23		DUCT INSTL-PRECOOLER EXH (NHA 314U4090, REF COLLECTOR CMM 71-11-58) (NHA 314T4090, REF COLLECTOR CMM 71-11-60)	AR,AS	RF
R -1L	314T3801-25		DUCT INSTL-PRECOOLER EXH (NHA 314U4090, REF COLLECTOR CMM 71-11-58) (NHA 314T4090, REF COLLECTOR CMM 71-11-60)	AR,AS	RF

71-11-59

 ILLUSTRATED PARTS LIST
 01.1 Page 10940
 Mar 01/03

FIG. & ITEM	PART NO.	AIRLINE PART NUMBER	NOMENCLATURE 1234567	EFF CODE	QTY PER ASSY
R 09- -1M	314T3801-27		DUCT INSTL-PRECOOLER EXH (NHA 314U4090, REF COLLECTOR CMM 71-11-58) (NHA 314T4090, REF COLLECTOR CMM 71-11-60)	AR,AS	RF
R -1N	314T3801-29		DUCT INSTL-PRECOOLER EXH (NHA 314T4090, REF COLLECTOR CMM 71-11-60)	AS	RF
R -1P	314T3801-31		DUCT INSTL-PRECOOLER EXH (NHA 314T4090, REF COLLECTOR CMM 71-11-60)	AS	RF
R 5	BACB30LJ4U4		.BOLT	AR,AS	2
R 10	BACB30LJ4U3		.BOLT	AR,AS	7
R 15	AN960C416L		.WASHER	AR,AS	9
R 20	BRH10C4M		.NUT- (V52828) (SPEC BACN10JC4CM) (OPT T6C428JM (V11815)) (OPT 97E48 (V80539)) (OPT 109LH9075-4W (V72962)) (OPT VN303D048 (V92215)) (OPT 9NS202101SE048 (VA8053)) (OPT H01-4BAC (V15653))	AR,AS	9
R 25	314T3811-3		.BRACKET- (USED ON ITEMS 1A, 1B, 1C, 1D, 1E, 1F, 1G, 1H)	AR,AS	1
R -25A	314T3811-4		.BRACKET- (USED ON ITEMS 1J, 1K, 1L, 1M, 1N, 1P)	AR,AS	1
R 30	314T3242-1		.RECEPTACLE ASSY	AR,AS	1
R 35	314T3803-7		.NOZZLE ASSY- (USED ON ITEM 1A) ATTACHING PARTS	AR,AS	1
R 40	NAS6704HU2		.BOLT- (USED ON ITEM 1A)	AR,AS	6
R 45	AN960C416L		.WASHER- (USED ON ITEM 1A) -----*	AR,AS	AR
R 50	MS20615-4M4		..RIVET	AR,AS	12

71-11-59

 ILLUSTRATED PARTS LIST
 01.1 Page 1094P
 Mar 01/03


BOEING
 COMPONENT
 MAINTENANCE MANUAL

FIG. & ITEM	PART NO.	AIRLINE PART NUMBER	NOMENCLATURE 1234567	EFF CODE	QTY PER ASSY
R 09-					
R 55	314T3804-1		..LUG-ATTACHMENT	AR,AS	6
R 60	314T3234-21		.DUCT ASSY- (OPT ITEM 60A) (USED ON ITEM 1A)	AR,AS	1
R -60A	314T3234-1		.DUCT ASSY- (OPT ITEM 60) (USED ON ITEM 1A)	AR,AS	1
R 65	MS20427M3		..RIVET- (SIZE DETERMINE ON INST)	AR,AS	14
R 70	BRF200C3		..NUTPLATE- (V52828) (SPEC BACN10JR3CF) (OPT F5031-3BAC (V15653)) (OPT NS103203S02 (V80539)) (OPT VN152B1-02 (V92215)) (OPT 101F9201-3 (V72962)) (OPT T8093C1032 (V11815))	AR,AS	7
R 75	314T3801-5		.DUCT ASSY- (USED ON ITEMS 1B, 1C, 1D, 1E, 1F, 1G, 1H, 1J, 1K, 1L, 1M, 1N, 1P)	AR,AS	1
R 80	NAS6704HU2		..BOLT	AR,AS	6
R 85	AN960C416L		..WASHER	AR,AS	AR
R 90	314T3804-1		..LUG-ATTACHMENT	AR,AS	6
R 95	314T3803-12		..NOZZLE ASSY	AR,AS	1
R 100	314T3234-21		..DUCT ASSY- (OPT ITEM 100A)	AR,AS	1
R -100A	314T3234-1		..DUCT ASSY- (OPT ITEM 100)	AR,AS	1
R 105	MS20427M3		...RIVET- (SIZE DETERMINE ON INST)	AR,AS	14

71-11-59

 ILLUSTRATED PARTS LIST
 01.1 Page 1094Q
 Mar 01/03

FIG. & ITEM	PART NO.	AIRLINE PART NUMBER	NOMENCLATURE	EFF CODE	QTY PER ASSY
R 09-110	BRF200C3		1234567 ...NUTPLATE- (V52828) (SPEC BACN10JR3CF) (OPT F5031-3BAC (V15653)) (OPT NS103203S02 (V80539)) (OPT VN152B1-02 (V92215)) (OPT 101F9201-3 (V72962)) (OPT T8093C1032 (V11815))	AR,AS	7

- Item Not Illustrated

71-11-59

ILLUSTRATED PARTS LIST
 01.1 Page 1094R
 Mar 01/03